

OPEN -- Overall Stage Results

IPSC World Shoot XVI

Printed October 10, 2011 at 22:39



Stage 1 --

	PTS	TIME	HIT FACTOR	STAGE POINTS	STAGE PERCENT	COMPETITOR # Name
1	71	8.04	8.8308	75.0000	100.00	267 Kirsch, Saul
2	74	8.47	8.7367	74.2006	98.93	735 GRAUFFEL, ERIC
3	71	8.33	8.5234	72.3889	96.52	185 Peltokoski, Raine
4	74	8.81	8.3995	71.3370	95.12	694 Borsari, Luca
5	74	8.94	8.2774	70.2996	93.73	382 Ballesteros, Jorge
6	73	8.83	8.2673	70.2136	93.62	977 Michel, Max
7	67	8.24	8.1311	69.0568	92.08	1008 PIJACEK, PETR
8	68	8.47	8.0283	68.1843	90.91	1032 Coley, Shane
9	70	8.77	7.9818	67.7887	90.38	946 SEBO, ROBIN
10	71	8.92	7.9596	67.6009	90.13	778 Hansen, Johan
11	68	8.56	7.9439	67.4674	89.96	984 Tilley, Chris
12	70	8.96	7.8125	66.3512	88.47	1123 Havlicek, Miroslav
13	71	9.10	7.8022	66.2637	88.35	1054 Jarrett, Todd
14	74	9.52	7.7731	66.0167	88.02	1081 Drummond, William
15	74	9.56	7.7406	65.7405	87.65	194 Niemela, Juha
16	72	9.31	7.7336	65.6813	87.58	652 Soldini, David
17	73	9.45	7.7249	65.6070	87.48	918 Saiti, Naim
18	74	9.69	7.6367	64.8585	86.48	736 Obriot, Emile
19	73	9.56	7.6360	64.8521	86.47	649 Kotsoglo, Kalan
20	72	9.43	7.6352	64.8455	86.46	713 Ravizzini, Paolo Andrea
21	69	9.10	7.5824	64.3971	85.86	283 Skoog, Lars-Tony
22	69	9.11	7.5741	64.3265	85.77	974 Racaza, J J
23	74	9.81	7.5433	64.0651	85.42	387 Wilda, Christian
24	73	9.68	7.5413	64.0481	85.40	511 Gino, Edcel John
25	72	9.56	7.5314	63.9637	85.28	212 Osman, Mohamed Ziad
26	73	9.70	7.5258	63.9161	85.22	568 Heller, Joshua
27	71	9.45	7.5132	63.8095	85.08	638 Graham, Gareth
28	72	9.66	7.4534	63.3015	84.40	691 Ascioti, Giuseppe
29	68	9.15	7.4317	63.1171	84.16	508 Arthur, Rhys
30	75	10.12	7.4111	62.9419	83.92	650 Mcconachie, David
31	74	9.99	7.4074	62.9108	83.88	244 Murdock, Lesgar
32	73	9.90	7.3737	62.6248	83.50	1097 HUTTNER, ELI
33	70	9.56	7.3222	62.1869	82.92	738 Obriot, Thierry
34	67	9.16	7.3144	62.1210	82.83	982 Eusibio, Kamille
35	70	9.68	7.2314	61.4160	81.89	560 Morales, Agustin
36	72	9.98	7.2144	61.2718	81.70	48 Rigueira, Jorge Omar
37	73	10.15	7.1921	61.0824	81.44	647 Edwards, Phillip
38	73	10.18	7.1709	60.9024	81.20	793 Botturi, Enri
39	72	10.08	7.1429	60.6640	80.89	1028 Manning, Blake
40	75	10.55	7.1090	60.3765	80.50	1060 Harrison, Jessica
41	73	10.30	7.0874	60.1928	80.26	1000 Kamenicek, Martin
42	71	10.02	7.0858	60.1796	80.24	1074 Weber, Guenther

OPEN -- Overall Stage Results

IPSC World Shoot XVI

Printed October 10, 2011 at 22:39



Stage 1 --

	PTS	TIME	HIT FACTOR	STAGE POINTS	STAGE PERCENT	COMPETITOR # Name
43	70	9.91	7.0636	59.9906	79.99	943 Szackas, Alex
44	73	10.35	7.0531	59.9020	79.87	1042 Kraushofer, Gabriele
45	73	10.36	7.0463	59.8442	79.79	263 Drummen, Maurice
46	73	10.40	7.0192	59.6140	79.49	1020 Thompson, Ben
47	69	9.84	7.0122	59.5543	79.41	804 Neel, Nicholas
48	72	10.27	7.0107	59.5417	79.39	446 Schneider, Patrik
49	71	10.13	7.0089	59.5262	79.37	1078 Francisco, Ronald
50	71	10.15	6.9951	59.4089	79.21	639 Hagiantoniou, Paul
51	71	10.21	6.9540	59.0597	78.75	461 Angerer, Klaus
52	70	10.07	6.9513	59.0374	78.72	737 Gibert, Philippe
53	69	9.93	6.9486	59.0145	78.69	829 Pedersen, Frants Bo
54	72	10.37	6.9431	58.9675	78.62	145 Menachem, Hemi
55	69	9.94	6.9416	58.9551	78.61	1110 Kavouklis, Nikolaos
56	71	10.23	6.9404	58.9443	78.59	519 Hinojales, Stephen John
57	74	10.68	6.9288	58.8463	78.46	46 Latorre, Ariel Rodrigo
58	71	10.29	6.8999	58.6006	78.13	596 Wallin, Joakim
59	72	10.47	6.8768	58.4043	77.87	714 Barbizzi, Daniele
60	72	10.48	6.8702	58.3486	77.80	460 Schraner, Remo
61	70	10.22	6.8493	58.1709	77.56	358 Loch, Marijan
62	71	10.38	6.8401	58.0925	77.46	741 Ricci, Niccolo'
63	72	10.63	6.7733	57.5252	76.70	500 Stevenson Carvalho, Joao Carlos
64	68	10.05	6.7662	57.4648	76.62	331 Eidenschink, Bernhard
65	71	10.56	6.7235	57.1023	76.14	685 Quertinier, Stephane
66	72	10.71	6.7227	57.0955	76.13	622 Blowers, Linda
67	74	11.01	6.7212	57.0826	76.11	998 Kamenicek, Miroslav
68	74	11.03	6.7090	56.9790	75.97	794 Hirano, Tetsuya
69	71	10.59	6.7044	56.9405	75.92	44 Balbi, Martin Ernesto
70	68	10.15	6.6995	56.8986	75.86	393 Thurner, Helmut
71	69	10.32	6.6860	56.7843	75.71	234 Jacobs, Adnaan
72	73	10.93	6.6789	56.7233	75.63	186 Runtti, Petri
73	73	10.95	6.6667	56.6197	75.49	342 Henking, Mathias
74	70	10.50	6.6667	56.6197	75.49	208 Sparby, Frank
75	71	10.68	6.6479	56.4607	75.28	950 Lim, Johnny
76	75	11.29	6.6430	56.4191	75.23	995 Jones, Rebecca
77	72	10.85	6.6359	56.3588	75.15	389 Lindenmayer, Christian
78	73	11.02	6.6243	56.2601	75.01	1044 Kneringer, Mario
79	71	10.74	6.6108	56.1453	74.86	397 Gonzalez, Javier
80	71	10.75	6.6047	56.0930	74.79	782 Bencivenni, Ivano
81	68	10.31	6.5955	56.0156	74.69	739 Yang, Christopher
82	68	10.38	6.5511	55.6379	74.18	36 Montgomery, Hubert Thomas
83	72	11.00	6.5455	55.5903	74.12	692 Pusceddu, Daniele
84	68	10.39	6.5448	55.5843	74.11	661 Vardanega, Paul

OPEN -- Overall Stage Results

IPSC World Shoot XVI

Printed October 10, 2011 at 22:39



Stage 1 --

	PTS	TIME	HIT FACTOR	STAGE POINTS	STAGE PERCENT	COMPETITOR # Name
85	69	10.57	6.5279	55.4413	73.92	383 Espilez, Ivan
86	68	10.43	6.5197	55.3712	73.83	269 Van Koolwijk, Jacky
87	67	10.29	6.5112	55.2991	73.73	1126 Bonomi, Cristian
88	70	10.76	6.5056	55.2516	73.67	481 Silva Oliveira, Demetrius
89	71	10.94	6.4899	55.1188	73.49	125 Sandas, Frank
90	69	10.66	6.4728	54.9732	73.30	528 Oliveira Cariello, Horacio
91	70	10.85	6.4516	54.7933	73.06	623 Blowers, Karla
92	67	10.39	6.4485	54.7669	73.02	941 Lalonde, Bruce
93	69	10.71	6.4426	54.7165	72.96	926 Gould, Jon
94	70	10.91	6.4161	54.4919	72.66	556 Agustin, Kenneth Ray
95	70	10.99	6.3694	54.0953	72.13	916 Chang, Don
96	72	11.31	6.3660	54.0666	72.09	504 Mangudadatu, Datu Pax Ali
97	74	11.63	6.3629	54.0395	72.05	614 Anderson, Natalie
98	69	10.86	6.3536	53.9608	71.95	284 Srijinta-Anggul, Wat
99	71	11.18	6.3506	53.9356	71.91	348 Kroener, Matthias
100	73	11.50	6.3478	53.9118	71.88	154 Dyro, Herman
101	70	11.09	6.3120	53.6075	71.48	187 Kadenius, Jyrki
102	69	10.94	6.3071	53.5662	71.42	555 Heller, Jessey
103	70	11.10	6.3063	53.5592	71.41	168 Haugli, Steinar
104	69	10.97	6.2899	53.4197	71.23	250 Sonthiniwat, Peerapong
105	70	11.13	6.2893	53.4148	71.22	608 Ramos, Angela Mariz
106	68	10.86	6.2615	53.1787	70.90	696 Rovey, Maurizio
107	71	11.36	6.2500	53.0810	70.77	601 Martino, Massimo
108	73	11.69	6.2447	53.0356	70.71	730 Todaro, Giuseppe
109	71	11.37	6.2445	53.0343	70.71	835 Nordberg, Johan
110	69	11.07	6.2331	52.9371	70.58	214 Van Der Merwe, Kenneth
111	69	11.07	6.2331	52.9371	70.58	929 Mackay, Wade
112	67	10.78	6.2152	52.7855	70.38	786 De Vos, Willy
113	71	11.47	6.1901	52.5719	70.10	311 Ballesteros, Juan Carlos
114	70	11.36	6.1620	52.3334	69.78	85 Blum, Nicolas
115	67	10.90	6.1468	52.2044	69.61	591 Panganiban, Carlos
116	67	10.90	6.1468	52.2044	69.61	398 Ballesteros, Lorena
117	71	11.56	6.1419	52.1626	69.55	853 Ronsse, Jurgen
118	73	11.91	6.1293	52.0559	69.41	742 Mazzara, Davide
119	69	11.28	6.1170	51.9516	69.27	1019 Townley, Rob
120	73	11.95	6.1088	51.8817	69.18	997 Francisco, Megan
121	72	11.79	6.1069	51.8654	69.15	1041 Hasenkopf, Notburga
122	66	10.85	6.0829	51.6622	68.88	47 Gigli, Fabricio
123	70	11.53	6.0711	51.5618	68.75	515 Betschart, Bruno
124	69	11.37	6.0686	51.5404	68.72	949 Lee, Athena
125	71	11.74	6.0477	51.3629	68.48	938 Koch, Frank
126	71	11.74	6.0477	51.3629	68.48	801 Parise, Ettore

OPEN -- Overall Stage Results**IPSC World Shoot XVI**

Printed October 10, 2011 at 22:39

**Stage 1 --**

	PTS	TIME	HIT FACTOR	STAGE POINTS	STAGE PERCENT	COMPETITOR # Name
127	73	12.08	6.0430	51.3233	68.43	679 Montesanto, Francesco Paolo
128	71	11.78	6.0272	51.1885	68.25	930 Markessinis, Tommy
129	68	11.30	6.0177	51.1081	68.14	198 Solberg, Bjorn Richard
130	71	11.81	6.0119	51.0584	68.08	501 Lucena Ferreira, Jose Josias
131	70	11.67	5.9983	50.9432	67.92	768 Balesi, Daniel
132	69	11.51	5.9948	50.9135	67.88	327 Bettermann, Heribert
133	68	11.36	5.9859	50.8381	67.78	586 Levanza, Catherine
134	74	12.41	5.9629	50.6429	67.52	215 Bouwer, Pieter
135	72	12.11	5.9455	50.4949	67.33	543 Ladroma, Nolito
136	64	10.77	5.9424	50.4688	67.29	459 Spies, Axel
137	71	11.99	5.9216	50.2919	67.06	616 Desagneaux, Jean-Luc
138	72	12.17	5.9162	50.2459	66.99	188 Alenius, Jesse
139	72	12.18	5.9113	50.2047	66.94	20 Schoeman, Daniel
140	70	11.85	5.9072	50.1694	66.89	300 Chantharatanachok, Nikorn
141	71	12.06	5.8872	50.0000	66.67	1014 Yamaguchi, Hiroyoshi
142	67	11.39	5.8824	49.9586	66.61	1144 Bortot, Roberto
143	72	12.24	5.8824	49.9586	66.61	1108 Drakakis, Panagiotis
144	69	11.76	5.8673	49.8311	66.44	303 Johnson, Anthony
145	68	11.59	5.8671	49.8293	66.44	751 Zanardi, Enzo
146	71	12.11	5.8629	49.7936	66.39	1010 Ilarina, Alvin
147	70	11.95	5.8577	49.7495	66.33	498 Mangudatu, Suharto Al Wali
148	64	10.98	5.8288	49.5036	66.00	551 Caplan De Araujo, Marcio Gabriel
149	71	12.20	5.8197	49.4262	65.90	243 RAM, DAVID
150	66	11.35	5.8150	49.3864	65.85	1056 Fessas, Dimitrios
151	73	12.56	5.8121	49.3619	65.82	152 Klov, Morten
152	64	11.07	5.7814	49.1011	65.47	282 Sirison, Sasavat
153	68	11.77	5.7774	49.0672	65.42	254 Keaney, Paul
154	69	11.97	5.7644	48.9569	65.28	51 Belletti, Carlo
155	67	11.65	5.7511	48.8436	65.12	278 Roorda, Richard
156	63	10.97	5.7429	48.7745	65.03	1071 Neel, Lee
157	72	12.54	5.7416	48.7634	65.02	1075 Volk, Franz
158	71	12.37	5.7397	48.7470	65.00	848 Polizois, Dimitrios
159	68	11.85	5.7384	48.7360	64.98	392 Schulte, Andreas
160	74	12.92	5.7276	48.6439	64.86	363 Remek, Claudia
161	59	10.34	5.7060	48.4608	64.61	1068 Brister, Johnny
162	54	9.49	5.6902	48.3266	64.44	371 Schaefer, Hans-Peter
163	73	12.87	5.6721	48.1730	64.23	189 Partanen, Simo
164	70	12.38	5.6543	48.0216	64.03	408 Glas, Thomas
165	67	11.87	5.6445	47.9383	63.92	1202 Maragoudakis, Ioannis
166	73	12.94	5.6414	47.9124	63.88	642 Da Costa, Patrice
167	66	11.70	5.6410	47.9090	63.88	1057 Tyrakis, Ioannis
168	67	11.89	5.6350	47.8577	63.81	581 Cu, Sonny

OPEN -- Overall Stage Results**IPSC World Shoot XVI**

Printed October 10, 2011 at 22:39

**Stage 1 --**

	PTS	TIME	HIT FACTOR	STAGE POINTS	STAGE PERCENT	COMPETITOR # Name
169	71	12.60	5.6349	47.8571	63.81	1043 Steurer, Margit
170	70	12.43	5.6315	47.8284	63.77	118 Lee, Kyrre Magnus
171	62	11.01	5.6312	47.8259	63.77	1095 CANETTA, IRENE
172	72	12.79	5.6294	47.8102	63.75	851 Lauwers, Marc
173	70	12.44	5.6270	47.7900	63.72	563 Mangudadatu, Rubbil
174	69	12.27	5.6235	47.7599	63.68	1039 Sustrova, Katerina
175	63	11.23	5.6100	47.6453	63.53	1109 Madaros, Konstantinos
176	69	12.38	5.5735	47.3355	63.11	695 MASSA, STEFANO
177	68	12.25	5.5510	47.1446	62.86	621 Blowers, Alain
178	64	11.55	5.5411	47.0605	62.75	792 Boccia, Maurizio
179	68	12.28	5.5375	47.0294	62.71	268 Kisters, Rob
180	65	11.76	5.5272	46.9424	62.59	740 Makarounas, Michail
181	66	11.95	5.5230	46.9067	62.54	566 Tarrade, Alain
182	56	10.17	5.5064	46.7656	62.35	423 Haas, Peter
183	67	12.22	5.4828	46.5653	62.09	1040 Arredondo, Ralph
184	68	12.42	5.4750	46.4993	62.00	1252 Chalkiopoulos, Kostas
185	66	12.08	5.4636	46.4019	61.87	980 Sera, Martina
186	71	13.04	5.4448	46.2423	61.66	385 Weuster, Frank
187	70	12.86	5.4432	46.2292	61.64	1023 Korondan, Attila
188	69	12.69	5.4374	46.1792	61.57	1031 Tanaka, Brian
189	68	12.54	5.4226	46.0543	61.41	635 Clark, Graeme
190	59	10.89	5.4178	46.0133	61.35	203 Christiansen, Anders
191	51	9.43	5.4083	45.9322	61.24	26 Minaglia, Daniel Horacio
192	72	13.33	5.4014	45.8734	61.16	1029 Levanza-Rosales, Valerie
193	72	13.34	5.3973	45.8391	61.12	144 Johansen, Roger
194	73	13.54	5.3914	45.7892	61.05	612 Tan, Mary Grace
195	62	11.55	5.3680	45.5899	60.79	610 Santos, Rald Abel
196	74	13.79	5.3662	45.5750	60.77	680 Romani, Carlo
197	67	12.50	5.3600	45.5223	60.70	454 Kwan, Billy
198	62	11.57	5.3587	45.5111	60.68	931 Markessinis, Nikita
199	66	12.36	5.3398	45.3507	60.47	534 Lim, Edwin Peter
200	71	13.30	5.3383	45.3383	60.45	365 Schrader, Heiko
201	65	12.18	5.3366	45.3237	60.43	959 Runions, Ivan
202	63	11.83	5.3254	45.2288	60.31	72 Heldaas, Bjorn
203	64	12.02	5.3245	45.2204	60.29	2 Gastelumendi Schunk, Mario Sebastian
204	71	13.45	5.2788	44.8327	59.78	1076 Kraushofer, Roland
205	71	13.49	5.2632	44.6998	59.60	999 Miculek, Kay
206	57	10.84	5.2583	44.6585	59.54	213 Gogos, Alexandros
207	68	12.94	5.2550	44.6307	59.51	587 Navato, Janice
208	73	13.94	5.2367	44.4753	59.30	670 Sabe, Jose Guilherme
209	70	13.42	5.2161	44.3001	59.07	1116 Clausen, Torsten
210	68	13.05	5.2107	44.2545	59.01	624 Carey, Mark

OPEN -- Overall Stage Results**IPSC World Shoot XVI**

Printed October 10, 2011 at 22:39

**Stage 1 --**

	PTS	TIME	HIT FACTOR	STAGE POINTS	STAGE PERCENT	COMPETITOR # Name
211	50	9.67	5.1706	43.9139	58.55	1143 Manzoni, Cristiano
212	73	14.13	5.1663	43.8773	58.50	797 Fristrup, Klaus
213	55	10.65	5.1643	43.8603	58.48	391 Schneider, Franz
214	67	13.03	5.1420	43.6706	58.23	388 Winkler, Oliver
215	52	10.12	5.1383	43.6397	58.19	1107 Kalogerakis, George
216	69	13.45	5.1301	43.5698	58.09	648 Williams, Peter
217	69	13.52	5.1036	43.3442	57.79	1012 Horejsi, Lenka
218	63	12.37	5.0930	43.2544	57.67	275 Rodigas, Eduard
219	62	12.19	5.0861	43.1963	57.60	571 Tuan, Keo Dale
220	63	12.39	5.0847	43.1845	57.58	873 Auger, Michael
221	70	13.78	5.0798	43.1427	57.52	400 Barros, Cristina
222	63	12.41	5.0766	43.1149	57.49	130 Manson, Aaron P
223	63	12.48	5.0481	42.8731	57.16	1153 Savidis, Ioannis
224	72	14.29	5.0385	42.7917	57.06	1172 Gerencser, Miklos
225	74	14.71	5.0306	42.7246	56.97	579 Cheesman, Enrique
226	54	10.82	4.9908	42.3863	56.52	798 Schieck, Peter
227	40	8.04	4.9751	42.2535	56.34	651 Mcintosh, Brodie
228	69	13.89	4.9676	42.1896	56.25	219 Van Den Berg, Ets
229	52	10.47	4.9666	42.1809	56.24	54 Van Den Berg, Jan Fouche
230	71	14.36	4.9443	41.9916	55.99	951 Abad, Reynaldo
231	70	14.16	4.9435	41.9850	55.98	384 Metzner, Michael
232	63	12.77	4.9334	41.8995	55.87	195 Ovaskainen, Pentti
233	73	14.87	4.9092	41.6937	55.59	748 Desaugere, Jean-Francois
234	71	14.50	4.8966	41.5862	55.45	190 Suominen, Jukka
235	71	14.50	4.8966	41.5862	55.45	196 Kosola, Vesa
236	52	10.62	4.8964	41.5851	55.45	656 Sameshima, Kazuki
237	71	14.59	4.8663	41.3297	55.11	1017 Benedetto, Edwin
238	73	15.04	4.8537	41.2225	54.96	485 Talaga, Ramil
239	71	14.63	4.8530	41.2167	54.96	124 Johansen, Are
240	73	15.09	4.8376	41.0859	54.78	23 Larranaga Leone, Omar
241	69	14.27	4.8353	41.0662	54.75	657 Motonari, Shinji
242	63	13.03	4.8350	41.0634	54.75	689 Perruccino, Patrizia
243	71	14.79	4.8005	40.7708	54.36	171 Montgomery, Hanlie
244	69	14.39	4.7950	40.7237	54.30	174 Kreuzer, Kurt
245	68	14.20	4.7887	40.6705	54.23	131 Yeung, Danny Tai Chow
246	70	14.67	4.7716	40.5254	54.03	1113 Liberti, Giovanni Furio
247	62	13.02	4.7619	40.4427	53.92	333 Frindt, Norbert
248	67	14.14	4.7383	40.2424	53.66	933 Moore, Barry
249	70	14.78	4.7361	40.2237	53.63	634 Carroll, Lex
250	73	15.59	4.6825	39.7682	53.02	546 Gonzaga, Fernando
251	64	13.67	4.6818	39.7622	53.02	989 FUCHS, ANTON
252	64	13.68	4.6784	39.7331	52.98	202 Haarberg, Stephen Alexand

OPEN -- Overall Stage Results**IPSC World Shoot XVI**

Printed October 10, 2011 at 22:39

**Stage 1 --**

	PTS	TIME	HIT FACTOR	STAGE POINTS	STAGE PERCENT	COMPETITOR # Name
253	67	14.42	4.6463	39.4610	52.61	193 Partanen, Pekka
254	54	11.63	4.6432	39.4342	52.58	255 Saaiman, Jan Andries
255	54	11.65	4.6352	39.3665	52.49	37 Dadamia, Goolam
256	70	15.17	4.6144	39.1897	52.25	380 Kobler, Wolfgang
257	64	13.87	4.6143	39.1888	52.25	896 Fotopoulou, Marianna
258	57	12.41	4.5931	39.0088	52.01	961 Samchek, Alan
259	71	15.47	4.5895	38.9787	51.97	64 Zarzif, Nachum Jonatan
260	71	15.48	4.5866	38.9535	51.94	893 Kakoyiannis, Efstathios
261	56	12.21	4.5864	38.9521	51.94	1162 Babouris, Vasileios
262	68	14.92	4.5576	38.7078	51.61	77 Dagan, Yael
263	67	14.75	4.5424	38.5782	51.44	330 Ebenhoeh, Julia
264	72	15.90	4.5283	38.4587	51.28	1038 Vidanes, Claudia
265	68	15.04	4.5213	38.3990	51.20	767 Altuna, Denis
266	53	11.73	4.5183	38.3740	51.17	602 D'agostino, Marcello
267	69	15.29	4.5128	38.3266	51.10	425 Zanardi, Anna Maria
268	66	14.65	4.5051	38.2618	51.02	942 Sousa, Fernando
269	69	15.33	4.5010	38.2266	50.97	897 Saxoni, Dimitra
270	69	15.35	4.4951	38.1768	50.90	1027 Ramirez, Robert
271	71	15.81	4.4908	38.1404	50.85	580 Coseteng, Evelyn Jean
272	68	15.21	4.4707	37.9698	50.63	111 Greenway, Steve
273	68	15.25	4.4590	37.8702	50.49	324 Mangudadatu, Mariam
274	60	13.49	4.4477	37.7745	50.37	1067 Pelissier, Michael
275	69	15.53	4.4430	37.7343	50.31	583 Cuyong, Lydia Abigail
276	54	12.16	4.4408	37.7154	50.29	134 Skotte, Eddy
277	55	12.46	4.4141	37.4890	49.99	272 Van Noord, Desiree
278	56	12.72	4.4025	37.3904	49.85	266 Keppel, John
279	59	13.45	4.3866	37.2554	49.67	1265 Mangudadatu, Suharto
280	71	16.28	4.3612	37.0393	49.39	1066 Smith, Brian
281	54	12.40	4.3548	36.9855	49.31	264 Faro, Rien
282	67	15.42	4.3450	36.9020	49.20	270 Lambrechts, Johan
283	69	15.94	4.3287	36.7637	49.02	645 Docwra, Ray
284	55	12.74	4.3171	36.6650	48.89	132 Harris, John
285	68	15.84	4.2929	36.4597	48.61	200 Besana, Emanuele
286	68	15.90	4.2767	36.3221	48.43	895 Delikostidis, Efrem
287	69	16.15	4.2724	36.2857	48.38	390 Nuernberg, Philipp
288	53	12.50	4.2400	36.0101	48.01	22 Gaspar, Abel
289	58	13.68	4.2398	36.0082	48.01	540 Fontanilla, Bayani Jr
290	64	15.16	4.2216	35.8542	47.81	948 Baraoidan, Norberto
291	60	14.28	4.2017	35.6847	47.58	61 Esposito, Antonio Hector
292	57	13.75	4.1455	35.2072	46.94	584 Hizon, Miguelito
293	64	15.47	4.1370	35.1357	46.85	1079 Ramirez, Ericka
294	58	14.05	4.1281	35.0599	46.75	191 Kotkatvuori, Jorma

OPEN -- Overall Stage Results**IPSC World Shoot XVI**

Printed October 10, 2011 at 22:39

**Stage 1 --**

	PTS	TIME	HIT FACTOR	STAGE POINTS	STAGE PERCENT	COMPETITOR # Name
295	67	16.29	4.1130	34.9311	46.57	954 Pellicori, Stephen
296	68	16.54	4.1112	34.9166	46.56	96 Monteiro, Emerico
297	61	15.07	4.0478	34.3776	45.84	140 Wiel, Elisabeth
298	56	13.89	4.0317	34.2409	45.65	966 Silva, Jose
299	74	18.70	3.9572	33.6085	44.81	1237 Ullmann, Josef
300	66	16.83	3.9216	33.3057	44.41	898 Bergele, Konstantina
301	66	16.92	3.9007	33.1286	44.17	326 Baumgaertner, Agnes
302	50	12.85	3.8911	33.0465	44.06	1141 Savelidis, Haralambos
303	69	17.99	3.8355	32.5744	43.43	399 Fernandez, Pilar
304	58	15.17	3.8233	32.4714	43.30	360 Mueller, Kerstin
305	63	16.50	3.8182	32.4277	43.24	779 Hansen, John Westgard
306	66	17.33	3.8084	32.3448	43.13	626 Graham, Gina
307	64	16.90	3.7870	32.1627	42.88	310 Ngan, Man Lai Emily
308	60	15.86	3.7831	32.1297	42.84	276 Rooijendijk, Lucien
309	66	17.50	3.7714	32.0306	42.71	109 Cowen, David
310	67	17.84	3.7556	31.8962	42.53	620 Blackaller, David
311	64	17.22	3.7166	31.5650	42.09	431 Riubrugent, Victor
312	64	17.58	3.6405	30.9186	41.22	913 Breslawski, Joseph
313	53	14.58	3.6351	30.8729	41.16	133 Bishop, Brian
314	66	18.21	3.6244	30.7817	41.04	1171 Rigtrup, Jorgen
315	69	19.14	3.6050	30.6172	40.82	1160 Orfanaki, Irene
316	65	18.18	3.5754	30.3654	40.49	872 Hansen, Fred
317	60	16.94	3.5419	30.0813	40.11	164 Biermann, Alexis
318	72	20.48	3.5156	29.8581	39.81	407 Gallenbach, Heinz
319	53	15.22	3.4823	29.5747	39.43	45 Tripoli, Martin Horacio
320	52	14.96	3.4759	29.5210	39.36	605 Christovasilis, Dimitrios
321	68	19.61	3.4676	29.4503	39.27	1058 Clark, Debra
322	51	14.72	3.4647	29.4253	39.23	565 Mangudadatu, Datu Muhaimin
323	72	20.91	3.4433	29.2440	38.99	646 Dwyer, Bernie
324	68	19.83	3.4291	29.1236	38.83	894 Meimaridis, George
325	49	14.30	3.4266	29.1017	38.80	808 Mondaca, Miguel
326	72	21.23	3.3914	28.8032	38.40	936 Wolf, Michael
327	58	17.14	3.3839	28.7393	38.32	367 Falco De Souza, Daniel
328	45	13.36	3.3683	28.6065	38.14	594 Delos Santos, Joey
329	43	12.87	3.3411	28.3758	37.83	952 Mchugh, Bernie
330	73	21.98	3.3212	28.2068	37.61	435 Tsuzmarova, Jelena
331	69	20.81	3.3157	28.1602	37.55	925 Gould, Dianne
332	65	19.64	3.3096	28.1081	37.48	434 Belyshev, Sergei
333	45	13.87	3.2444	27.5547	36.74	192 Kajasaranta-Alenius, Jaana
334	50	15.47	3.2321	27.4498	36.60	93 SHAPIRA, TAL
335	56	17.33	3.2314	27.4441	36.59	240 Arthur, Justin
336	54	16.85	3.2047	27.2178	36.29	750 Fromajot, Philippe

OPEN -- Overall Stage Results**IPSC World Shoot XVI**

Printed October 10, 2011 at 22:39

**Stage 1 --**

	PTS	TIME	HIT FACTOR	STAGE POINTS	STAGE PERCENT	COMPETITOR # Name
337	39	12.42	3.1401	26.6687	35.56	940 Kovic, Josko
338	48	16.05	2.9907	25.3995	33.87	900 KARCHEV, DANIIL
339	44	14.75	2.9831	25.3349	33.78	39 Halpern, Shalom
340	71	24.22	2.9315	24.8968	33.20	309 Mak, Kam Sing
341	63	21.64	2.9113	24.7253	32.97	94 Glik, Zvi
342	53	18.58	2.8525	24.2264	32.30	1084 Neonakis, Nikolaos
343	32	11.76	2.7211	23.1101	30.81	1052 Chung, Lily
344	42	15.96	2.6316	22.3499	29.80	163 Ally, Hishaam
345	66	25.24	2.6149	22.2082	29.61	259 Tang, Kam Tim
346	50	19.38	2.5800	21.9117	29.22	279 Sasabone, John
347	41	16.00	2.5625	21.7632	29.02	564 Mangudadatu, Datu Yassin
348	55	22.55	2.4390	20.7145	27.62	345 Knapstein, Paul
349	57	23.45	2.4307	20.6439	27.53	1168 Tsernat-Korboy, Dorothea
350	54	23.91	2.2585	19.1811	25.57	935 Li, Qing
351	36	16.05	2.2430	19.0496	25.40	1024 Puskas, Geza
352	47	22.25	2.1124	17.9402	23.92	115 Sanders, Robert
353	52	25.12	2.0701	17.5810	23.44	1152 Mavilidi, Aggeliki
354	73	35.32	2.0668	17.5534	23.40	1224 Haritos, Ioannis
355	33	17.05	1.9355	16.4380	21.92	575 Barcelona, Ronaldo
356	26	23.50	1.1064	9.3965	12.53	1195 Kelesis, Dimitrios
357	14	13.77	1.0167	8.6348	11.51	349 LENNERT, ADAM
358	4	16.48	0.2427	2.0614	2.75	771 Andersen, Tim
359	0	0.00	0.0000	0.0000	0.00	25 Anastasiou, John
360	0	0.00	0.0000	0.0000	0.00	827 Bouchoucha, Marc
361	0	0.00	0.0000	0.0000	0.00	1209 Saouridou, Eleonora
362	0	0.00	0.0000	0.0000	0.00	1201 Mantzaridis, Christos
363	0	0.00	0.0000	0.0000	0.00	826 Hazan, Albert
364	0	21.94	0.0000	0.0000	0.00	1254 Kartapanis, Ioannis

STANDARD -- Overall Stage Results

IPSC World Shoot XVI

Printed October 10, 2011 at 22:39



Stage 1 --

	PTS	TIME	HIT FACTOR	STAGE POINTS	STAGE PERCENT	COMPETITOR # Name
1	74	9.52	7.7731	75.0000	100.00	658 Batki, Gyorgy
2	72	9.52	7.5630	72.9730	97.30	558 Dionisio, Jethro
3	71	9.51	7.4658	72.0351	96.05	1015 MIGUEZ, BLAKE
4	73	10.11	7.2206	69.6688	92.89	983 ZNAMENACEK, PETR
5	69	9.69	7.1207	68.7055	91.61	996 Puente, Ted
6	68	9.70	7.0103	67.6400	90.19	495 Maia Saldanha Junior, Jaime Roberto
7	67	9.66	6.9358	66.9213	89.23	402 Midgley, Gregory
8	74	10.71	6.9094	66.6667	88.89	762 Boit, Julien
9	71	10.28	6.9066	66.6395	88.85	1009 Bragg, Emanuel
10	72	10.69	6.7353	64.9862	86.65	343 Jakob, Herbert
11	70	10.54	6.6414	64.0802	85.44	247 Lindstedt, Lars
12	73	11.00	6.6364	64.0319	85.38	5 Kaufmanis, Eriks
13	72	10.87	6.6237	63.9101	85.21	850 Cifuentes, Edwin
14	74	11.27	6.5661	63.3540	84.47	775 Bettoni, Leonardo
15	68	10.44	6.5134	62.8456	83.79	831 JENSEN, RALF K
16	72	11.07	6.5041	62.7554	83.67	683 Santarcangelo, Adriano Ciro
17	68	10.47	6.4947	62.6655	83.55	542 Gotamco, Jon Christopher
18	72	11.10	6.4865	62.5858	83.45	752 Bettarini, Varo
19	64	9.87	6.4843	62.5647	83.42	559 Martin, Wilfredo Jr
20	71	10.97	6.4722	62.4480	83.26	401 Jaime, Juan Carlos
21	73	11.32	6.4488	62.2218	82.96	763 Poiret, Jerome
22	65	10.20	6.3725	61.4865	81.98	726 Sklavis, Alexandros
23	73	11.59	6.2985	60.7723	81.03	699 Bragagnolo, Max
24	69	10.96	6.2956	60.7442	80.99	1002 Tomasie, Travis
25	69	11.02	6.2613	60.4135	80.55	681 Silvera, Tullio
26	71	11.37	6.2445	60.2510	80.33	15 Gromov, Andrej
27	73	11.70	6.2393	60.2010	80.27	9 Baigorria, Jorge Orlando
28	69	11.08	6.2274	60.0863	80.12	406 Schuetz, Michael
29	70	11.29	6.2002	59.8233	79.76	210 Engelbrecht, Hermanus
30	71	11.48	6.1847	59.6737	79.56	453 Rivera, Edward
31	70	11.36	6.1620	59.4547	79.27	1077 Post, Gottfried
32	74	12.02	6.1564	59.4010	79.20	211 Patzen, Heinrich
33	73	11.87	6.1500	59.3388	79.12	1096 PESCE, FABRIZIO
34	68	11.10	6.1261	59.1088	78.81	396 Astroth, Marcus
35	68	11.11	6.1206	59.0556	78.74	576 Bernabe, Joseph
36	69	11.28	6.1170	59.0210	78.69	245 Backstrom, Mats O
37	73	11.94	6.1139	58.9909	78.65	849 Botticelli, Alessandro
38	73	11.95	6.1088	58.9415	78.59	232 Lento, Mika
39	73	12.03	6.0682	58.5496	78.07	424 Kuenzler, Oliver
40	72	11.90	6.0504	58.3784	77.84	1013 Podlesak, Roman
41	70	11.57	6.0501	58.3756	77.83	796 Birkjaer, Ulrik
42	71	11.77	6.0323	58.2034	77.60	527 Domingues Oliveira, Lucimar

STANDARD -- Overall Stage Results

IPSC World Shoot XVI

Printed October 10, 2011 at 22:39



Stage 1 --

	PTS	TIME	HIT FACTOR	STAGE POINTS	STAGE PERCENT	COMPETITOR # Name
43	71	11.81	6.0119	58.0063	77.34	800 Djukovic, Marko
44	68	11.32	6.0071	57.9601	77.28	209 Peacock, Justin James
45	71	11.83	6.0017	57.9082	77.21	607 Pible, Israelito
46	73	12.23	5.9689	57.5921	76.79	146 Kolia, Muhammed
47	64	10.73	5.9646	57.5502	76.73	915 Burrell, Michael
48	69	11.57	5.9637	57.5416	76.72	871 Hansen, Sean
49	71	11.95	5.9414	57.3267	76.44	1045 Stranz, Juergen
50	71	12.00	5.9167	57.0878	76.12	41 Costa, Luis
51	70	12.04	5.8140	56.0968	74.80	117 Ciesielski, Marcin
52	64	11.03	5.8024	55.9849	74.65	816 Davoli, Fabio
53	68	11.79	5.7676	55.6495	74.20	229 Borgstrom, Stefan
54	71	12.50	5.6800	54.8043	73.07	688 Bergami, Davide
55	74	13.05	5.6705	54.7126	72.95	273 Van Noord, Ruud
56	72	12.71	5.6648	54.6580	72.88	413 Koussev, Alexander
57	72	12.71	5.6648	54.6580	72.88	702 Comert, Ergun
58	71	12.54	5.6619	54.6295	72.84	537 Cortes, Kevin
59	68	12.03	5.6525	54.5393	72.72	231 Dahl, Mikael
60	67	11.87	5.6445	54.4616	72.62	1025 Zils, Jevgenij
61	67	11.87	5.6445	54.4616	72.62	258 Kaewmuangpet, Narongsak
62	69	12.25	5.6327	54.3475	72.46	964 Sicotte, Pascal
63	74	13.18	5.6146	54.1730	72.23	220 Ruohonen, Tony
64	69	12.29	5.6143	54.1706	72.23	615 Barnes, Michael
65	72	12.84	5.6075	54.1046	72.14	783 Kuveljic, Dusan
66	68	12.15	5.5967	54.0007	72.00	120 Aarebraat, Per Arild
67	65	11.68	5.5651	53.6954	71.59	477 Nogueira Sette Bicalho, Carlos Eduardo
68	72	12.96	5.5556	53.6036	71.47	1083 Tiberi, Marco
69	72	12.99	5.5427	53.4798	71.31	38 Maidwell, Troy Robert
70	69	12.45	5.5422	53.4744	71.30	197 Honkaselka, Raine
71	71	12.82	5.5382	53.4363	71.25	811 Madsen, Bo Stampe
72	72	13.09	5.5004	53.0713	70.76	693 Montera, Paolo
73	62	11.34	5.4674	52.7527	70.34	166 Ostgaard, Haavard
74	73	13.39	5.4518	52.6028	70.14	227 Alenius, Jouni
75	67	12.29	5.4516	52.6004	70.13	516 Kastell, Peter
76	60	11.02	5.4446	52.5335	70.04	223 Kinnala, Jani
77	64	11.77	5.4376	52.4650	69.95	1037 Richman, Mark
78	69	12.70	5.4331	52.4218	69.90	148 Syversen, Lars
79	70	12.91	5.4222	52.3165	69.76	65 Friendship, Paul Gary
80	69	12.75	5.4118	52.2162	69.62	578 Castro, Rosendo Jr
81	70	12.94	5.4096	52.1952	69.59	923 Dame, Mike
82	67	12.39	5.4076	52.1759	69.57	770 Guillaume, Bertrand
83	68	12.61	5.3925	52.0308	69.37	297 Andersson, Robert
84	71	13.22	5.3707	51.8195	69.09	12 Swierczek, Zbigniew

STANDARD -- Overall Stage Results

IPSC World Shoot XVI

Printed October 10, 2011 at 22:39



Stage 1 --

	PTS	TIME	HIT FACTOR	STAGE POINTS	STAGE PERCENT	COMPETITOR # Name
85	71	13.24	5.3625	51.7412	68.99	230 Poikonen, Kristian
86	74	13.83	5.3507	51.6269	68.84	669 Pedlow, Andrew
87	69	12.95	5.3282	51.4098	68.55	274 Plagge, Alexander
88	66	12.45	5.3012	51.1495	68.20	711 Forlani, Dario
89	69	13.12	5.2591	50.7437	67.66	728 Caroselli, Alberto
90	75	14.29	5.2484	50.6402	67.52	496 Maia Saldanha, Jaime Roberto
91	68	12.96	5.2469	50.6256	67.50	784 Gomez, Estuardo
92	72	13.79	5.2212	50.3773	67.17	18 Van Straaten, Andre Stefaan
93	70	13.41	5.2200	50.3658	67.15	526 Abdul Nibi, Henrique
94	68	13.07	5.2028	50.1996	66.93	924 Gagnon, Miguel
95	68	13.10	5.1908	50.0846	66.78	934 Nardi, Frank
96	70	13.52	5.1775	49.9560	66.61	27 Gini, Sebastian Pedro
97	69	13.34	5.1724	49.9068	66.54	14 Siuniakou, Andrei
98	63	12.19	5.1682	49.8659	66.49	308 Jereb, Uros
99	70	13.55	5.1661	49.8454	66.46	802 Duvivier, Cedric
100	71	13.75	5.1636	49.8221	66.43	684 Simula, Salvatore
101	71	13.77	5.1561	49.7497	66.33	606 Gonzales, Dan
102	67	13.00	5.1538	49.7276	66.30	673 Dalmeida Arruda, Victor
103	66	12.82	5.1482	49.6732	66.23	810 Mac-Namara, Fabian
104	70	13.62	5.1395	49.5892	66.12	1064 Rogers, Randi
105	63	12.32	5.1136	49.3397	65.79	725 D'alessandro, Mauro
106	69	13.52	5.1035	49.2424	65.66	1241 Stamenkvic, Zoran
107	69	13.54	5.0960	49.1696	65.56	1253 O'Donovan, Sean
108	68	13.38	5.0822	49.0365	65.38	253 Barentsen, Sasja
109	67	13.20	5.0758	48.9742	65.30	414 Ganan, Manuel
110	69	13.64	5.0587	48.8091	65.08	354 Jose Vaghi, Antonio
111	70	13.84	5.0578	48.8010	65.07	415 Cervera, Manuel
112	62	12.28	5.0489	48.7147	64.95	625 Carey, Peter
113	73	14.47	5.0449	48.6767	64.90	158 Nakling, Hilde
114	69	13.70	5.0365	48.5954	64.79	830 Wolff, Ebbe
115	72	14.42	4.9931	48.1763	64.24	664 Buzzachera, Mafaldo
116	71	14.22	4.9930	48.1754	64.23	589 Ongpauco, Tyrone
117	56	11.26	4.9734	47.9862	63.98	1018 Butler, Taran
118	69	13.91	4.9605	47.8617	63.82	224 Marjoniemi, Esa
119	70	14.12	4.9575	47.8332	63.78	89 Bratushkins, Arturs
120	72	14.53	4.9553	47.8116	63.75	769 Beaunier, Francois
121	69	13.93	4.9533	47.7930	63.72	834 Dahlman, Roland
122	69	13.94	4.9498	47.7587	63.68	62 Rolls, Kevin Keith
123	69	13.95	4.9462	47.7245	63.63	143 Krako, Lene Olaug
124	70	14.17	4.9400	47.6645	63.55	1094 Zarubova, Marketa
125	65	13.18	4.9317	47.5844	63.45	585 Lao, Alex
126	73	14.86	4.9125	47.3991	63.20	1112 Turkova, Eva

STANDARD -- Overall Stage Results

IPSC World Shoot XVI

Printed October 10, 2011 at 22:39



Stage 1 --

	PTS	TIME	HIT FACTOR	STAGE POINTS	STAGE PERCENT	COMPETITOR # Name
127	67	13.65	4.9084	47.3597	63.15	1048 Lim, Julian
128	66	13.46	4.9034	47.3114	63.08	877 Fisher, Randy
129	57	11.63	4.9011	47.2892	63.05	506 Mariano Barbosa, Gabriel Garcia
130	71	14.49	4.8999	47.2777	63.04	314 Van Uitert, John
131	68	13.89	4.8956	47.2360	62.98	468 Kressibucher, Peter
132	69	14.12	4.8867	47.1499	62.87	11 Pastor, Federico
133	70	14.34	4.8815	47.0994	62.80	52 De Wet, Jacobus
134	66	13.53	4.8780	47.0666	62.76	288 Henriques, Orville
135	68	13.99	4.8606	46.8984	62.53	55 Kay, Ian Lawrence
136	68	14.00	4.8571	46.8649	62.49	1279 Muhlbacher, Hubert
137	70	14.53	4.8176	46.4835	61.98	789 Correia, Paulo
138	60	12.55	4.7809	46.1290	61.51	666 Franca Filho, Silvio
139	69	14.46	4.7718	46.0413	61.39	116 Birketvedt, Espen
140	58	12.17	4.7658	45.9837	61.31	743 Commisso, Emanuele
141	66	13.88	4.7550	45.8797	61.17	806 Munson, Lisa
142	69	14.52	4.7521	45.8510	61.13	135 Nordgaard, Tor Olav
143	57	12.00	4.7500	45.8311	61.11	986 Liehne, Zdenek
144	65	13.69	4.7480	45.8117	61.08	235 Karin, Rami
145	57	12.02	4.7421	45.7548	61.01	865 Saudemont, Tom
146	66	13.96	4.7278	45.6168	60.82	1070 Miguez, Steve
147	61	12.93	4.7177	45.5195	60.69	572 Yao, Eduardo
148	64	13.58	4.7128	45.4723	60.63	285 Kamolwong, Somchai
149	68	14.46	4.7026	45.3740	60.50	489 Faci, Caroline
150	72	15.33	4.6967	45.3166	60.42	265 Hoogduijn, Peter
151	72	15.34	4.6936	45.2870	60.38	322 Holzapfel, Thomas Christia
152	56	11.95	4.6862	45.2154	60.29	416 Cases, Antonio
153	70	14.95	4.6823	45.1776	60.24	1063 Nonaka, Tori
154	68	14.53	4.6800	45.1554	60.21	749 Dumont, Jose
155	69	14.75	4.6780	45.1361	60.18	1257 Ballesteros, Antonio Oribe
156	70	15.05	4.6512	44.8774	59.84	35 Schmidt-Dumont, Jorn Peter
157	73	15.82	4.6144	44.5228	59.36	1127 Vasileiou, Nikolaos
158	67	14.54	4.6080	44.4608	59.28	83 Greeff, Pieter Albert
159	67	14.62	4.5828	44.2175	58.96	637 Giles, Claire
160	67	14.62	4.5828	44.2175	58.96	313 Slim, Marcel
161	60	13.14	4.5662	44.0578	58.74	518 Guimaraes Ferreira, Mauro Thompson
162	66	14.57	4.5299	43.7070	58.28	1087 Papagrigoriou, Evangelos
163	58	12.82	4.5242	43.6522	58.20	864 Margodt, Steve
164	70	15.50	4.5161	43.5745	58.10	122 Tessem, Terje
165	55	12.30	4.4715	43.1444	57.53	119 Due, Dag Petter
166	69	15.48	4.4574	43.0075	57.34	221 Kuisma, Mikko
167	66	14.87	4.4385	42.8252	57.10	1088 Papadopoulos, Georgios
168	69	15.57	4.4316	42.7589	57.01	569 Mercader, Azurphanipal

STANDARD -- Overall Stage Results

IPSC World Shoot XVI

Printed October 10, 2011 at 22:39



Stage 1 --

	PTS	TIME	HIT FACTOR	STAGE POINTS	STAGE PERCENT	COMPETITOR # Name
169	58	13.09	4.4309	42.7518	57.00	10 Roitman, Patricio
170	64	14.54	4.4017	42.4700	56.63	112 Cumming, David
171	70	15.91	4.3997	42.4516	56.60	347 Kraft, Herbert
172	64	14.55	4.3986	42.4408	56.59	1130 Zaharioudakis, Mihail
173	69	15.71	4.3921	42.3779	56.50	136 Fremstad, Jon Terje
174	63	14.35	4.3902	42.3599	56.48	1101 Sandberg, Jens
175	71	16.26	4.3665	42.1312	56.17	98 Adam, Robert
176	67	15.53	4.3142	41.6265	55.50	1118 Syrogiannis, Alexandros
177	63	14.67	4.2945	41.4359	55.25	1006 Widla, Radoslaw
178	62	14.46	4.2877	41.3704	55.16	430 Fernandez, Enrique
179	71	16.71	4.2490	40.9967	54.66	482 Spatoulas, Ioannis
180	67	15.77	4.2486	40.9930	54.66	545 Gonzaga, Jannette
181	67	15.79	4.2432	40.9411	54.59	150 Evesque, Michel
182	71	16.79	4.2287	40.8013	54.40	597 Berntsen, Jostein Cavite
183	59	13.98	4.2203	40.7203	54.29	839 Lindberg, Henrik Have
184	73	17.31	4.2172	40.6904	54.25	776 Ostling, Mikael
185	67	15.93	4.2059	40.5813	54.11	939 Korobkin, Anatoli
186	56	13.33	4.2011	40.5345	54.05	1114 Dela Pena, Ramiro
187	54	13.05	4.1379	39.9254	53.23	955 Penner, Scott
188	69	16.71	4.1293	39.8418	53.12	920 Gruber, Birgit
189	63	15.41	4.0883	39.4461	52.59	1159 Karalakis, Emmanouil
190	68	16.65	4.0841	39.4059	52.54	292 Buono, Mauricio
191	67	16.51	4.0581	39.1556	52.21	1047 Sweeney, Matthew
192	69	17.07	4.0422	39.0016	52.00	979 Clark, Paul
193	71	17.62	4.0295	38.8793	51.84	636 Dawson, Peter
194	71	17.69	4.0136	38.7255	51.63	42 Rebelo, Jose
195	67	16.72	4.0072	38.6638	51.55	653 Woodhouse, Robert
196	71	17.95	3.9554	38.1646	50.89	921 Strasser, Elisabeth
197	74	18.82	3.9320	37.9384	50.58	53 Keaney, Janis Mather
198	69	17.58	3.9249	37.8701	50.49	604 Kornaros, Nikolaos
199	69	17.68	3.9027	37.6559	50.21	1003 Koput, Jurand
200	64	16.41	3.9001	37.6303	50.17	317 Wigchert, Frank
201	66	16.94	3.8961	37.5921	50.12	476 Grilli, Cassio
202	57	14.67	3.8855	37.4896	49.99	92 Monastirsky, Evgeny
203	70	18.14	3.8589	37.2329	49.64	505 Macedo Filho, Edmundo Souza
204	70	18.19	3.8483	37.1306	49.51	251 Cheng, Tat Nang
205	57	14.82	3.8462	37.1102	49.48	222 Keskivali, Tiia
206	48	12.52	3.8339	36.9916	49.32	1022 Szaszi, Csaba
207	66	17.25	3.8261	36.9166	49.22	733 Morassut, Enrico
208	72	18.86	3.8176	36.8347	49.11	812 Di Prospero, Mauro
209	59	15.46	3.8163	36.8221	49.10	909 Garaev, Albert
210	69	18.13	3.8058	36.7213	48.96	87 Mihajlovic, Zoran

STANDARD -- Overall Stage Results

IPSC World Shoot XVI

Printed October 10, 2011 at 22:39



Stage 1 --

	PTS	TIME	HIT FACTOR	STAGE POINTS	STAGE PERCENT	COMPETITOR # Name
211	66	17.35	3.8040	36.7038	48.94	536 Bastian, Reynante
212	58	15.29	3.7933	36.6005	48.80	378 Tutschke, Petra
213	54	14.28	3.7815	36.4865	48.65	394 Mangarov, Dimitar
214	68	18.05	3.7673	36.3495	48.47	34 Viljoen, Enrico Pierre
215	71	18.87	3.7626	36.3039	48.41	443 Gepperth, Friedrich
216	59	15.70	3.7580	36.2593	48.35	1005 Madajewski, Leszek
217	69	18.72	3.6859	35.5639	47.42	880 Keehart, Deborah
218	73	19.85	3.6776	35.4837	47.31	63 Fischer, Johanna Sophia
219	65	17.74	3.6640	35.3530	47.14	766 Weber, Didier
220	66	18.03	3.6606	35.3195	47.09	104 Chan, Mario
221	68	18.64	3.6481	35.1989	46.93	403 Mohr, Uwe
222	71	19.58	3.6261	34.9874	46.65	541 Francisco, Raymundo
223	62	17.21	3.6026	34.7598	46.35	927 Hudson, Robbin
224	68	19.01	3.5771	34.5138	46.02	919 Aigner, Edeltraud
225	71	20.25	3.5062	33.8298	45.11	1184 Efthimiou, Christos
226	56	16.08	3.4826	33.6023	44.80	525 Liongos, Christos
227	66	19.00	3.4737	33.5164	44.69	1235 Schuh, Sandra
228	67	19.38	3.4572	33.3570	44.48	103 Redford, Martin
229	57	16.60	3.4337	33.1309	44.17	447 Lazaridi, Igor
230	64	18.73	3.4170	32.9692	43.96	225 Lokkila, Heidi
231	67	19.74	3.3941	32.7487	43.66	1004 Gawenda, Boguslaw
232	60	17.91	3.3501	32.3238	43.10	170 Karamitsos, Efthymios
233	73	21.80	3.3486	32.3097	43.08	588 Ongpauco, Ramon
234	54	16.18	3.3375	32.2019	42.94	655 Fischer, Reinaldo
235	65	19.48	3.3368	32.1952	42.93	421 Wallroth, Marion
236	67	20.08	3.3367	32.1942	42.93	156 Thorstensen, Christopher
237	41	12.30	3.3333	32.1622	42.88	487 Misanovic, Dragan
238	73	21.95	3.3257	32.0889	42.79	1231 Evangelinos, Dino
239	68	20.54	3.3106	31.9429	42.59	765 Martin-Privat, Pierre
240	65	19.68	3.3028	31.8680	42.49	1155 Chrysafidis, Dimitrios
241	55	16.66	3.3013	31.8533	42.47	19 Jansen Van Vuuren, Abraham Carel
242	41	12.53	3.2721	31.5718	42.10	491 Zander Lima, Igor
243	62	19.02	3.2597	31.4520	41.94	1007 Burzec, Wieslaw
244	70	21.54	3.2498	31.3559	41.81	32 O'donovan, Sebella
245	67	20.86	3.2119	30.9904	41.32	1191 Kardoulis, Spyridon
246	60	18.77	3.1966	30.8428	41.12	1189 Kalfas, Haralambos
247	43	13.53	3.1781	30.6646	40.89	1069 Novak, Robert
248	74	23.29	3.1773	30.6569	40.88	404 Pawlowsky, Maik
249	62	19.60	3.1633	30.5212	40.69	350 Noormets, Andy
250	50	15.88	3.1486	30.3799	40.51	105 Thompson, David
251	49	15.68	3.1250	30.1520	40.20	962 Sanford, Ralph
252	70	22.60	3.0973	29.8852	39.85	644 Dines, Phillip

STANDARD -- Overall Stage Results

IPSC World Shoot XVI

Printed October 10, 2011 at 22:39




Stage 1 --

	PTS	TIME	HIT FACTOR	STAGE POINTS	STAGE PERCENT	COMPETITOR # Name
253	73	23.89	3.0557	29.4831	39.31	439 Rieber, Albert
254	71	23.27	3.0511	29.4394	39.25	370 Rogmann, Juergen
255	54	17.89	3.0184	29.1239	38.83	287 Heyliger, Claudieus
256	67	22.60	2.9646	28.6044	38.14	79 Goncalves, Jose
257	70	23.98	2.9191	28.1654	37.55	101 Maidwell, Tara Louise
258	50	17.21	2.9053	28.0321	37.38	1245 Stettmisch, Rainer
259	68	23.55	2.8875	27.8602	37.15	842 Alexiou, Ioannis
260	67	23.21	2.8867	27.8526	37.14	617 Sabakova, Petra
261	73	25.40	2.8740	27.7304	36.97	277 Roopram, Kris
262	52	18.19	2.8587	27.5827	36.78	1214 Spatoulas, Vasileios
263	53	18.57	2.8541	27.5379	36.72	102 Kjelvei, Olav Robert
264	71	25.00	2.8400	27.4022	36.54	249 Quinn, Paddy
265	53	18.95	2.7968	26.9857	35.98	828 Hansen, Gert Erling
266	47	16.82	2.7943	26.9611	35.95	1243 Sioda, Geno Wieslaw
267	68	24.52	2.7732	26.7581	35.68	218 Shawe, Karen
268	40	14.46	2.7663	26.6906	35.59	1260 Vergos, Apostolos
269	57	20.74	2.7483	26.5175	35.36	818 Donnelly, Vernon
270	55	20.09	2.7377	26.4149	35.22	379 Dose, Klaus-Peter
271	49	17.91	2.7359	26.3978	35.20	1104 Roumeliotakis, Konstantinos
272	63	23.20	2.7155	26.2011	34.93	475 Trofimov, Nikolai
273	63	23.27	2.7073	26.1223	34.83	33 Du Plooy, Eurika Susara
274	49	18.60	2.6344	25.4185	33.89	553 Teixeira, Nilton Pita
275	61	23.30	2.6180	25.2604	33.68	957 Price, Stephen
276	60	23.12	2.5952	25.0397	33.39	577 Borro, Hilario
277	52	20.44	2.5440	24.5465	32.73	1167 Giannakos, Konstantinos
278	42	16.52	2.5424	24.5305	32.71	1215 Stavrianakis, Vasileios
279	59	23.29	2.5333	24.4427	32.59	1199 Leontaridis, Pavlos
280	62	25.53	2.4285	23.4319	31.24	1227 Pavlidis, Polyvios
281	65	27.48	2.3654	22.8225	30.43	1212 Skoumpouris, Antonios
282	53	22.46	2.3598	22.7684	30.36	88 Johansen, Olaf Nikolai
283	49	20.77	2.3592	22.7628	30.35	216 Du Toit, Cecilia
284	43	18.35	2.3433	22.6099	30.15	1129 Zafiridis, Sotirios
285	48	21.08	2.2770	21.9704	29.29	976 Quinn, Mark
286	48	21.15	2.2695	21.8976	29.20	891 Baldwin, Alastair
287	49	22.10	2.2172	21.3929	28.52	497 Santos Honorato, Jose
288	55	24.91	2.2079	21.3037	28.40	1236 Kieninger, Stephanie
289	68	30.88	2.2021	21.2470	28.33	129 Weber, Nick
290	52	23.85	2.1803	21.0369	28.05	172 Takkumaki, Taisto
291	69	31.68	2.1780	21.0150	28.02	484 Figoli, Edmundo Jose
292	29	13.48	2.1513	20.7575	27.68	1105 Roumeliotakis, Nikolaos
293	33	15.67	2.1059	20.3194	27.09	76 Selven, Lars
294	51	25.06	2.0351	19.6361	26.18	1163 Zaharopoulos, Myron

STANDARD -- Overall Stage Results

IPSC World Shoot XVI

Printed October 10, 2011 at 22:39



Stage 1 --

	PTS	TIME	HIT FACTOR	STAGE POINTS	STAGE PERCENT	COMPETITOR # Name
295	52	25.74	2.0202	19.4922	25.99	554 Silva Pereira, Nelson Jose
296	35	17.83	1.9630	18.9401	25.25	533 Belarmino, Benjamin Jr
297	26	13.58	1.9146	18.4731	24.63	13 Zaworski, Radoslaw
298	35	18.56	1.8858	18.1952	24.26	595 Aronis, Themistoklis
299	44	23.36	1.8836	18.1738	24.23	659 Hatzipanagiotis, Peter
300	43	23.22	1.8519	17.8679	23.82	1065 Gudenja, Valeria
301	34	18.52	1.8359	17.7135	23.62	457 Mihtiev, Krasimir
302	37	23.51	1.5738	15.1850	20.25	113 Mant, Patrick
303	36	23.78	1.5139	14.6069	19.48	1120 Tsiavos, Themistoklis
304	30	20.15	1.4888	14.3652	19.15	328 Burkhart, Helmut
305	39	26.45	1.4745	14.2267	18.97	1262 Kakavoulas, Ioannis
306	17	12.53	1.3567	13.0907	17.45	40 Silva, Manuel
307	27	20.53	1.3151	12.6894	16.92	632 Fitzgerald, John
308	45	34.54	1.3028	12.5706	16.76	480 Lima E Silva, Denise Maria
309	27	21.64	1.2477	12.0385	16.05	329 Burkhart, Rita
310	71	57.31	1.2389	11.9535	15.94	355 Damm, Oliver
311	26	21.88	1.1883	11.4655	15.29	142 Selven, Lasse Strand
312	30	26.13	1.1481	11.0777	14.77	100 Redford, Melvyn
313	51	47.94	1.0638	10.2645	13.69	1196 Kelesis, Christos
314	30	30.68	0.9778	9.4348	12.58	458 Kostadinov, Svetoslav
315	70	73.45	0.9530	9.1954	12.26	764 Gerard, Joel
316	44	46.18	0.9528	9.1932	12.26	1161 Fragouli, Maria
317	17	19.67	0.8643	8.3389	11.12	1166 Fitatzis, Dimitrios
318	26	30.66	0.8480	8.1822	10.91	1150 Adamakopoulos, Theodoros
319	8	17.86	0.4479	4.3219	5.76	609 Roque, Mary Cristy
320	7	17.13	0.4086	3.9428	5.26	876 Erickson, Rick
321	0	0.00	0.0000	0.0000	0.00	1223 Topouzis, Konstantinos
322	0	0.00	0.0000	0.0000	0.00	1248 Tzimas, Dimitrios
323	0	0.00	0.0000	0.0000	0.00	1281 Gospodin, Zhelev
324	0	0.00	0.0000	0.0000	0.00	1102 Poutoglidis, Georgios
325	0	0.00	0.0000	0.0000	0.00	1247 Terstis, Markos
326	0	0.00	0.0000	0.0000	0.00	1221 Psaroudakis, Emmanouil
327	0	0.00	0.0000	0.0000	0.00	1132 Iordanidis, Stavros
328	0	0.00	0.0000	0.0000	0.00	1213 Soumalevris, Konstantinos

PRODUCTION -- Overall Stage Results

IPSC World Shoot XVI

Printed October 10, 2011 at 22:39



Stage 1 --

	PTS	TIME	HIT FACTOR	STAGE POINTS	STAGE PERCENT	COMPETITOR # Name
1	75	10.00	7.5000	75.0000	100.00	417 De Cobos, Eduardo
2	71	10.11	7.0227	70.2275	93.64	1026 Vinduska, Vaclav
3	75	11.01	6.8120	68.1199	90.83	374 Schmidt, Tino
4	73	10.73	6.8034	68.0336	90.71	888 TITOV, VLADIMIR
5	73	10.83	6.7405	67.4054	89.87	799 Gyllenberg, Rasmus
6	75	11.13	6.7385	67.3854	89.85	29 Bektemirov, Rinat
7	67	10.02	6.6866	66.8663	89.16	179 Nousiainen, Lauri
8	69	10.43	6.6155	66.1553	88.21	341 Humar, Martin
9	71	10.88	6.5257	65.2574	87.01	992 Stoeger, Ben
10	71	10.96	6.4781	64.7810	86.37	419 Perez, Jose Vicente
11	73	11.27	6.4774	64.7737	86.36	719 Brocanelli, Paolo
12	69	10.66	6.4728	64.7280	86.30	520 Lejano, Juefro Emil
13	69	10.75	6.4186	64.1861	85.58	523 Ragozin, Alexey
14	73	11.38	6.4148	64.1476	85.53	180 Manni, Matti
15	71	11.09	6.4022	64.0216	85.36	307 Petrac, Robert
16	67	10.47	6.3992	63.9924	85.32	159 Kvarsnes, Hans Petter
17	73	11.45	6.3755	63.7555	85.01	418 Ibanez, Gorka
18	67	10.51	6.3749	63.7488	85.00	56 Nagy, Ernest
19	63	10.03	6.2812	62.8116	83.75	991 Mink, Matthew
20	69	11.00	6.2727	62.7273	83.64	8 Grincenko, Vitalijus
21	69	11.03	6.2557	62.5567	83.41	958 Ross, Jamieson
22	73	11.68	6.2500	62.5000	83.33	1062 Dimaculangan, Lee
23	69	11.05	6.2443	62.4434	83.26	985 Vogel, Robert
24	67	10.80	6.2037	62.0370	82.72	772 Momcilovic, Ljubisa
25	71	11.54	6.1525	61.5251	82.03	59 HRNCIARIK, ANDREJ
26	73	11.94	6.1139	61.1390	81.52	613 Iacomini, Stefano
27	69	11.30	6.1062	61.0619	81.42	334 Kummer, Patrick
28	71	11.68	6.0788	60.7877	81.05	49 Avinceta, Edgardo Ramon
29	63	10.38	6.0694	60.6936	80.92	357 Lentz, Arne
30	67	11.08	6.0469	60.4693	80.63	353 Klimushev, Gustav
31	71	11.75	6.0426	60.4255	80.57	734 Zuccolo, Giovanni
32	71	11.84	5.9966	59.9662	79.95	139 Skaarer, Even
33	67	11.18	5.9928	59.9284	79.90	57 Fedor, Marian
34	67	11.18	5.9928	59.9284	79.90	781 De Sanctis, Maurizio Raffae
35	67	11.20	5.9821	59.8214	79.76	819 Danilovich, Pavel
36	71	11.88	5.9764	59.7643	79.69	466 Reich, Rolf
37	63	10.59	5.9490	59.4901	79.32	721 Vukojevic, Dejan
38	63	10.61	5.9378	59.3779	79.17	335 Kummer, Steven
39	73	12.37	5.9014	59.0137	78.68	874 Drolet, Jean Philippe
40	67	11.38	5.8875	58.8752	78.50	411 Hristov, Rosen
41	69	11.72	5.8874	58.8737	78.50	809 Mondaca, Gabriel
42	73	12.45	5.8635	58.6345	78.18	754 Moreira, Galo

PRODUCTION -- Overall Stage Results

IPSC World Shoot XVI

Printed October 10, 2011 at 22:39



Stage 1 --

	PTS	TIME	HIT FACTOR	STAGE POINTS	STAGE PERCENT	COMPETITOR # Name
43	71	12.12	5.8581	58.5809	78.11	821 GUSHCHINA, MARIA
44	73	12.47	5.8540	58.5405	78.05	633 Olsen, Kai Rino
45	63	10.77	5.8496	58.4958	77.99	965 ZAPLETAL, MIROSLAV
46	67	11.46	5.8464	58.4642	77.95	428 Darias, Buenaventura
47	71	12.21	5.8149	58.1491	77.53	71 Czocher, Mikulas
48	69	11.88	5.8081	58.0808	77.44	707 Del Rosario, Giulio
49	73	12.62	5.7845	57.8447	77.13	822 Gushchin, Mikhail
50	71	12.31	5.7677	57.6767	76.90	7 Kutra, Vaidotas
51	71	12.31	5.7677	57.6767	76.90	433 Josi, Oliver
52	73	12.67	5.7616	57.6164	76.82	302 Chomrit, Chalernpol
53	65	11.31	5.7471	57.4713	76.63	126 Hos, Ivan
54	73	12.71	5.7435	57.4351	76.58	746 Guichard, Louis
55	69	12.02	5.7404	57.4043	76.54	1021 Sedy, Roman
56	67	11.77	5.6924	56.9244	75.90	107 Montgomery, Peter
57	75	13.20	5.6818	56.8182	75.76	43 Karosas, Linas
58	65	11.45	5.6769	56.7686	75.69	833 Hagemann, Lars Bjarne
59	71	12.52	5.6709	56.7093	75.61	30 Savarino, Juan Pablo
60	63	11.11	5.6706	56.7057	75.61	686 Torgashov, Pavel
61	73	12.89	5.6633	56.6330	75.51	1137 Koutantos, Emmanouil
62	63	11.17	5.6401	56.4011	75.20	1011 Hobdell, Angus
63	71	12.63	5.6215	56.2154	74.95	573 Anglo, Wilfredo
64	65	11.58	5.6131	56.1313	74.84	28 Prieto, Marcelo German
65	69	12.32	5.6006	56.0065	74.68	1073 Reiter, Gerald
66	69	12.34	5.5916	55.9157	74.55	260 Van Der Lende, Frank
67	67	12.03	5.5694	55.6941	74.26	412 Kostadinov, Plamen
68	73	13.15	5.5513	55.5133	74.02	932 Milburn, Clint
69	69	12.44	5.5466	55.4662	73.95	844 PICHUGIN, ALEXEY
70	71	12.81	5.5425	55.4254	73.90	513 Binder, Thomas
71	69	12.48	5.5288	55.2885	73.72	256 Tangpojthavipol, Voravudh
72	67	12.12	5.5281	55.2805	73.71	570 Torrevillas, Daniel
73	73	13.23	5.5178	55.1776	73.57	366 Gino, Leonardo Jr
74	65	11.81	5.5038	55.0381	73.38	611 Sy, Anthony
75	69	12.55	5.4980	54.9801	73.31	1046 Stryc, Michael
76	67	12.19	5.4963	54.9631	73.28	444 Meichtry, Markus
77	67	12.19	5.4963	54.9631	73.28	183 Kakkonen, Pekka
78	67	12.20	5.4918	54.9180	73.22	1001 Garcia, Frank
79	71	12.94	5.4869	54.8686	73.16	1103 Ragias, Konstantinos
80	67	12.26	5.4649	54.6493	72.87	445 Hubli, Pascal
81	67	12.27	5.4605	54.6047	72.81	121 Venditti, Daniele
82	65	11.93	5.4484	54.4845	72.65	95 Dudukal, Viktor
83	59	10.86	5.4328	54.3278	72.44	947 Strader, Phil
84	63	11.65	5.4077	54.0773	72.10	293 Messulam, Daniel

PRODUCTION -- Overall Stage Results

IPSC World Shoot XVI

Printed October 10, 2011 at 22:39



Stage 1 --

	PTS	TIME	HIT FACTOR	STAGE POINTS	STAGE PERCENT	COMPETITOR # Name
85	59	10.92	5.4029	54.0293	72.04	814 Klikovac, Dragan
86	61	11.34	5.3792	53.7919	71.72	295 De Abreu, Yhonny
87	69	12.86	5.3655	53.6547	71.54	368 Tayag, Diomari Ivan
88	67	12.50	5.3600	53.6000	71.47	420 Van Essen, Olaf
89	67	12.53	5.3472	53.4717	71.30	438 Papzien, Siegbert
90	69	12.97	5.3200	53.1997	70.93	567 Heller, Peter
91	73	13.74	5.3130	53.1296	70.84	298 Ekstrand, Fredrik
92	67	12.65	5.2964	52.9644	70.62	807 Servodio, Francesco
93	65	12.31	5.2803	52.8026	70.40	747 Baculard, Patrick
94	61	11.58	5.2677	52.6770	70.24	456 Markov, Metodi
95	69	13.10	5.2672	52.6718	70.23	1266 Sladin, Damir
96	61	11.59	5.2632	52.6316	70.18	81 Jacobs, Jaco Kotze
97	63	11.97	5.2632	52.6316	70.18	708 Piccioni, Mario
98	69	13.20	5.2273	52.2727	69.70	246 Svedberg, Peter
99	71	13.60	5.2206	52.2059	69.61	557 Alejandro, Bernardo Mari V
100	73	14.00	5.2143	52.1429	69.52	455 Dimitrov, Milen
101	69	13.26	5.2036	52.0362	69.38	836 Kisilev, Kirill
102	67	12.89	5.1978	51.9783	69.30	857 ONSHIN, NIKOLAY
103	73	14.05	5.1957	51.9573	69.28	462 Michel, Walter
104	67	12.95	5.1737	51.7374	68.98	1131 Iliopoulos, Georgios
105	63	12.23	5.1513	51.5127	68.68	3 Kazanskis, Marius
106	67	13.01	5.1499	51.4988	68.67	757 Sagon, Aurelien
107	69	13.43	5.1378	51.3775	68.50	58 VYSNY, MARIAN
108	75	14.61	5.1335	51.3347	68.45	549 Ishihara, Luis Henrique
109	67	13.21	5.0719	50.7192	67.63	127 Dunkley, Robert
110	67	13.26	5.0528	50.5279	67.37	448 Vericio De Oliveira, Allison
111	57	11.30	5.0442	50.4425	67.26	790 Borges, Bruno
112	73	14.48	5.0414	50.4144	67.22	837 Elkin, Alexander
113	69	13.72	5.0292	50.2915	67.06	867 Potapenko, Evgeny
114	73	14.53	5.0241	50.2409	66.99	67 Makuka, Lubomir
115	69	13.74	5.0218	50.2183	66.96	1271 Galo, Lara
116	71	14.15	5.0177	50.1767	66.90	868 Khomenko, Viacheslav
117	67	13.37	5.0112	50.1122	66.82	840 Radovic, Zarko
118	65	12.99	5.0038	50.0385	66.72	1275 Karpenko, Valerii
119	63	12.60	5.0000	50.0000	66.67	50 Quindi Vallergera, Gaston
120	69	13.84	4.9855	49.8555	66.47	80 Loock, Paul
121	65	13.11	4.9580	49.5805	66.11	339 Hvalec, Maksimiljan
122	67	13.55	4.9446	49.4465	65.93	356 Haben, Joerg
123	73	14.80	4.9324	49.3243	65.77	860 Kryuchin, Konstantin
124	67	13.63	4.9156	49.1563	65.54	1145 Gvozdanovic, Dubravko
125	67	13.63	4.9156	49.1563	65.54	1100 Stobbe, Markus
126	61	12.41	4.9154	49.1539	65.54	937 King, Nick

PRODUCTION -- Overall Stage Results

IPSC World Shoot XVI

Printed October 10, 2011 at 22:39



Stage 1 --

	PTS	TIME	HIT FACTOR	STAGE POINTS	STAGE PERCENT	COMPETITOR # Name
127	61	12.41	4.9154	49.1539	65.54	715 Riillo, Mario
128	69	14.05	4.9110	49.1103	65.48	727 Toia, Adalberto
129	71	14.49	4.8999	48.9993	65.33	1072 Reilly, Chad
130	65	13.28	4.8946	48.9458	65.26	1146 Franjo, Nadj
131	71	14.53	4.8864	48.8644	65.15	904 Nemykin, Mikhail
132	63	12.91	4.8799	48.7994	65.07	756 Lavergne, Mathieu
133	65	13.34	4.8726	48.7256	64.97	21 Hattingh, Diederik
134	50	10.28	4.8638	48.6381	64.85	31 Alba, Gabriel Fernand
135	57	11.74	4.8552	48.5520	64.74	325 Ekstedt, Stefan
136	67	13.90	4.8201	48.2014	64.27	169 Engan, Jon Arne
137	65	13.49	4.8184	48.1838	64.25	803 Donot, Marc
138	69	14.38	4.7983	47.9833	63.98	729 Rutigliano, Nicola
139	63	13.13	4.7982	47.9817	63.98	885 Barinova, Mira
140	69	14.40	4.7917	47.9167	63.89	17 Hopper, Robert Michael
141	71	14.83	4.7876	47.8759	63.83	362 Reinecke, Alfred
142	67	14.00	4.7857	47.8571	63.81	1122 Heropoulos, Stefanos
143	69	14.42	4.7850	47.8502	63.80	294 Brodski, Dmitri
144	71	14.84	4.7844	47.8437	63.79	892 Chernenko, Anastasia
145	67	14.01	4.7823	47.8230	63.76	538 Jorge, Ma Inez
146	63	13.20	4.7727	47.7273	63.64	1154 Hamlatzis, Alexandros
147	73	15.31	4.7681	47.6813	63.58	820 Kulishov, Andrey
148	75	15.77	4.7559	47.5587	63.41	488 Efimov, Evgeny
149	69	14.51	4.7553	47.5534	63.40	832 Jensen, Christian D
150	63	13.27	4.7476	47.4755	63.30	86 Janjusevic, Milorad
151	65	13.74	4.7307	47.3071	63.08	795 Romer, Jack
152	67	14.17	4.7283	47.2830	63.04	66 Sabaka, Miroslav
153	65	13.76	4.7238	47.2384	62.98	1053 Dunivin, Sara
154	67	14.26	4.6985	46.9846	62.65	710 Norero, Maurizio
155	67	14.27	4.6952	46.9516	62.60	318 Ceric, Suad
156	63	13.42	4.6945	46.9449	62.59	1256 Rafael Salvador, Ines
157	69	14.70	4.6939	46.9388	62.59	16 Rozhkov, Artem
158	73	15.57	4.6885	46.8850	62.51	280 Burchuladze, Nikolai
159	63	13.46	4.6805	46.8053	62.41	863 RUDOV, SERGEY
160	65	13.94	4.6628	46.6284	62.17	843 Martin, Eric
161	56	12.03	4.6550	46.5503	62.07	6 Rutkauskas, Saulius
162	63	13.55	4.6494	46.4945	61.99	678 Yamaguchi, Yukio
163	69	14.85	4.6465	46.4646	61.95	907 NIKOLAEVA, SVETLANA
164	71	15.30	4.6405	46.4052	61.87	773 Subasic, Snezana
165	67	14.46	4.6335	46.3347	61.78	69 Palka, Jan
166	69	14.91	4.6278	46.2777	61.70	970 Fedorchuk, Oleksandr
167	67	14.48	4.6271	46.2707	61.69	944 Buhayenka, Aliaksandr
168	65	14.12	4.6034	46.0340	61.38	226 Kotziadimos, Thomas

PRODUCTION -- Overall Stage Results

IPSC World Shoot XVI

Printed October 10, 2011 at 22:39




Stage 1 --

	PTS	TIME	HIT FACTOR	STAGE POINTS	STAGE PERCENT	COMPETITOR # Name
169	71	15.43	4.6014	46.0143	61.35	956 Price, Jon
170	67	14.61	4.5859	45.8590	61.15	291 Rasmussen, Per-Ola
171	65	14.28	4.5518	45.5182	60.69	912 Kurbatskikh, Vasilij
172	65	14.34	4.5328	45.3278	60.44	422 Petkova, Kristina
173	59	13.02	4.5315	45.3149	60.42	969 Tautiev, Zaur
174	67	14.81	4.5240	45.2397	60.32	502 Stettin, Andreas
175	69	15.31	4.5069	45.0686	60.09	352 Klimushev, Vladimir
176	59	13.10	4.5038	45.0382	60.05	82 Betts, Alan
177	69	15.33	4.5010	45.0098	60.01	479 Tarcizio Dos Reis, Celio
178	73	16.23	4.4978	44.9784	59.97	535 Tamayo, Grace
179	63	14.01	4.4968	44.9679	59.96	859 Kryuchin, Nikita
180	65	14.49	4.4859	44.8585	59.81	1115 Ziebart, Friedrich
181	65	14.52	4.4766	44.7658	59.69	722 Gruzmanov, Konstantin
182	69	15.43	4.4718	44.7181	59.62	582 Cua, Rodolfo Jr
183	61	13.68	4.4591	44.5906	59.45	884 Miasnikov, Andrei
184	67	15.05	4.4518	44.5183	59.36	654 Lourenco Gomesfilho, Roberto
185	50	11.25	4.4444	44.4444	59.26	968 Smith, James
186	71	16.00	4.4375	44.3750	59.17	507 Oliveira Ribas, Heraldo Sergio
187	75	16.95	4.4248	44.2478	59.00	761 Viaud, Jean-Michel
188	65	14.75	4.4068	44.0678	58.76	758 Gassama, Gabriel
189	75	17.13	4.3783	43.7828	58.38	975 Milyukov, Alexander
190	69	15.80	4.3671	43.6709	58.23	1133 Kalonikidis, Aristidis
191	63	14.45	4.3599	43.5986	58.13	91 TOIBIS, DOTAN
192	63	14.47	4.3538	43.5384	58.05	1121 Tsimekas, Athanasios
193	63	14.49	4.3478	43.4783	57.97	68 Penov, Anton
194	65	14.99	4.3362	43.3622	57.82	306 Brezovnik, Slavko
195	59	13.61	4.3350	43.3505	57.80	4 Zdzitowiecki, Andrzej
196	57	13.18	4.3247	43.2473	57.66	1280 Flores, Juan Paulo
197	63	14.59	4.3180	43.1803	57.57	217 Du Toit, Daniel
198	54	12.53	4.3097	43.0966	57.46	1119 Tzallas, Georgios
199	63	14.63	4.3062	43.0622	57.42	78 Steiner, Yoram
200	63	14.72	4.2799	42.7989	57.07	296 Johannesson, Stefan
201	67	15.68	4.2730	42.7296	56.97	157 Lutcherath, Oystein
202	65	15.27	4.2567	42.5671	56.76	544 Gasic, Andrea
203	65	15.32	4.2428	42.4282	56.57	709 Avoledo, Manuele
204	59	13.92	4.2385	42.3851	56.51	1128 Dafnomilis, Polydoros
205	65	15.35	4.2345	42.3453	56.46	928 Lomax, Larry
206	61	14.49	4.2098	42.0980	56.13	598 Silva Brum, Vagner Carlos
207	57	13.55	4.2066	42.0664	56.09	1111 Giancane, Giovanni
208	57	13.60	4.1912	41.9118	55.88	351 Tochilin, Pavel
209	69	16.51	4.1793	41.7929	55.72	813 Stangvik, Kent
210	65	15.63	4.1587	41.5867	55.45	474 Peterson, Urmaz

PRODUCTION -- Overall Stage Results

IPSC World Shoot XVI

Printed October 10, 2011 at 22:39




Stage 1 --

PTS	TIME	HIT FACTOR	STAGE POINTS	STAGE PERCENT	COMPETITOR #	Name
211	69	16.64	4.1466	41.4663	55.29	631 Giannella, Patrizia
212	63	15.20	4.1447	41.4474	55.26	386 Wiegand, Max
213	67	16.17	4.1435	41.4348	55.25	514 Fricker, Claudia
214	63	15.23	4.1366	41.3657	55.15	207 Rundgren, Eddie
215	69	16.70	4.1317	41.3174	55.09	823 Myshelov, Sergey
216	48	11.64	4.1237	41.2371	54.98	760 Veziat, Pierre
217	67	16.36	4.0954	40.9535	54.60	1267 Kondruch, Anatoliy
218	58	14.18	4.0903	40.9027	54.54	899 RUDOV, ALEXANDER
219	63	15.51	4.0619	40.6190	54.16	852 Tasset, Andre
220	52	12.83	4.0530	40.5300	54.04	1238 Kwiecien, Stanislaw
221	65	16.06	4.0473	40.4732	53.96	184 Toikkanen, Janne
222	61	15.09	4.0424	40.4241	53.90	972 Braginsky, Igor
223	67	16.61	4.0337	40.3371	53.78	205 Roos, Gunnar
224	73	18.12	4.0287	40.2870	53.72	149 Mortveit, John Gaute
225	69	17.13	4.0280	40.2802	53.71	182 Maunula, Hannu
226	63	15.67	4.0204	40.2042	53.61	137 Tonnessen, Erik
227	55	13.69	4.0175	40.1753	53.57	1098 Gambrell, Jeff
228	73	18.18	4.0154	40.1540	53.54	108 Spence, Martyn
229	65	16.24	4.0025	40.0246	53.37	1276 Nagirnyak, Yuriy
230	61	15.26	3.9974	39.9738	53.30	753 Moncada, Flavio
231	61	15.38	3.9662	39.6619	52.88	472 Ditzler, Roger
232	58	14.74	3.9349	39.3487	52.46	720 Petrovic, Davor
233	67	17.04	3.9319	39.3192	52.43	1244 Terzic, Milan
234	63	16.04	3.9277	39.2768	52.37	97 Molland, Frode
235	65	16.55	3.9275	39.2749	52.37	531 Salomao Neto, Pedro
236	63	16.05	3.9252	39.2523	52.34	155 Nilsen, Bengt
237	65	16.57	3.9228	39.2275	52.30	233 Spevak, Stanislav
238	63	16.07	3.9203	39.2035	52.27	1190 Karapidakis, Marinos
239	71	18.15	3.9118	39.1185	52.16	854 CHEREPOV, ALEXEY
240	59	15.09	3.9099	39.0987	52.13	239 Reggeti, Andres
241	65	16.67	3.8992	38.9922	51.99	493 Oliveira Farias, Jean Ransley
242	58	14.94	3.8822	38.8220	51.76	662 Von Gerhardt, Brendan
243	67	17.26	3.8818	38.8181	51.76	344 Kelterbaum, Reinhard
244	63	16.23	3.8817	38.8170	51.76	346 Koch, Robert
245	63	16.32	3.8603	38.6029	51.47	1142 Sakellaris, Fotios
246	67	17.37	3.8572	38.5723	51.43	70 Kaczova, Miriam
247	52	13.51	3.8490	38.4900	51.32	301 Ulapathorn, Pornpong
248	71	18.49	3.8399	38.3991	51.20	759 Merchica, Philippe
249	61	16.06	3.7983	37.9826	50.64	242 Dokter, Gerrit
250	63	16.62	3.7906	37.9061	50.54	815 Plateus, Raymond
251	67	17.69	3.7875	37.8745	50.50	889 Markov, Alexander
252	67	17.72	3.7810	37.8104	50.41	478 Fonseca Da Matta, Carlos Eduardo

PRODUCTION -- Overall Stage Results

IPSC World Shoot XVI

Printed October 10, 2011 at 22:39




Stage 1 --

	PTS	TIME	HIT FACTOR	STAGE POINTS	STAGE PERCENT	COMPETITOR # Name
253	63	16.74	3.7634	37.6344	50.18	1149 SAVKOVIC, JELENA
254	69	18.34	3.7623	37.6227	50.16	705 Vlashev, Dmitry
255	59	15.71	3.7556	37.5557	50.07	315 Verhulst, Hans
256	67	17.87	3.7493	37.4930	49.99	663 Perim, Rodrigo
257	42	11.34	3.7037	37.0370	49.38	90 Steiner, Aldar
258	65	17.59	3.6953	36.9528	49.27	177 Broman, Ville
259	42	11.37	3.6939	36.9393	49.25	178 KAUNISTO, VESA
260	55	14.90	3.6913	36.9128	49.22	257 Sudhinaraset, Khanet
261	65	17.66	3.6806	36.8063	49.08	845 Sinichnikov, Vladimir
262	52	14.14	3.6775	36.7751	49.03	755 Sajot, Roberto
263	52	14.20	3.6620	36.6197	48.83	1082 Cadamuro, Denis
264	65	17.75	3.6620	36.6197	48.83	847 Berdnikov, Sergey
265	61	16.67	3.6593	36.5927	48.79	1270 Rudenko, Alexey
266	73	19.97	3.6555	36.5548	48.74	1269 Vapanen, Marja
267	55	15.05	3.6545	36.5448	48.73	440 Schwarz, Florian
268	69	18.98	3.6354	36.3541	48.47	704 Plotnikov, Alexander
269	63	17.41	3.6186	36.1861	48.25	971 Mecwel, Przemyslaw
270	69	19.09	3.6145	36.1446	48.19	228 Kaunisto, Esa
271	44	12.19	3.6095	36.0952	48.13	524 Maric, Hrvoje
272	46	12.81	3.5909	35.9094	47.88	875 Engh, Rob
273	63	17.55	3.5897	35.8974	47.86	824 Perfiliev, Oleg
274	67	18.67	3.5886	35.8865	47.85	641 Hagiantoniou, Stavros
275	59	16.56	3.5628	35.6280	47.50	110 Guest, Graham
276	48	13.48	3.5608	35.6083	47.48	437 Teever, Jevgeni
277	69	19.42	3.5530	35.5304	47.37	162 Vetrov, Mikhail
278	46	12.96	3.5494	35.4938	47.33	319 Dzuho, Elvir
279	65	18.33	3.5461	35.4610	47.28	774 Deyneko, Dmitry
280	52	14.67	3.5446	35.4465	47.26	787 Vanreusel, Philippe
281	67	18.95	3.5356	35.3562	47.14	1273 Fjodorov, Andrei
282	67	18.97	3.5319	35.3189	47.09	262 Doubrovski, Leonid
283	59	16.87	3.4973	34.9733	46.63	181 Kervinen, Ilkka
284	67	19.18	3.4932	34.9322	46.58	723 MOSOLKOV, DMITRY
285	65	18.61	3.4927	34.9275	46.57	138 Eide, Nils Einar
286	52	14.89	3.4923	34.9228	46.56	1051 Goloski - Golob, Julie
287	67	19.22	3.4860	34.8595	46.48	512 Takayanagui, Kazuo
288	71	20.46	3.4702	34.7019	46.27	1181 Glavopoulos, Christos
289	69	20.01	3.4483	34.4828	45.98	499 Lobo Rodrigues, Jahir
290	67	19.60	3.4184	34.1837	45.58	204 Owe, Geir
291	48	14.13	3.3970	33.9703	45.29	99 Chamberlain, Ian
292	65	19.18	3.3889	33.8895	45.19	841 Vujovic, Nikola
293	55	16.24	3.3867	33.8670	45.16	248 Karlsson, Peter
294	53	15.67	3.3823	33.8226	45.10	1147 Benazic, Zoran

PRODUCTION -- Overall Stage Results

IPSC World Shoot XVI

Printed October 10, 2011 at 22:39



Stage 1 --

	PTS	TIME	HIT FACTOR	STAGE POINTS	STAGE PERCENT	COMPETITOR # Name
295	69	20.41	3.3807	33.8070	45.08	161 Holst, Einar Johan
296	39	11.55	3.3766	33.7662	45.02	483 Stavrakidis, Konstantinos
297	63	18.83	3.3457	33.4572	44.61	84 Storhaug, Leif Inge
298	48	14.47	3.3172	33.1721	44.23	745 Dagueneil, Laetitia
299	56	16.93	3.3077	33.0774	44.10	1169 Politakis, Lazaros
300	61	18.65	3.2708	32.7078	43.61	861 ERMOLAEV, EVGENY
301	49	14.99	3.2688	32.6885	43.58	509 Pesek, Damijan
302	59	18.29	3.2258	32.2581	43.01	901 KARCHEV, OLEG
303	52	16.21	3.2079	32.0790	42.77	1259 Van Hof, Patrick
304	46	14.34	3.2078	32.0781	42.77	858 Bykova, Elena
305	52	16.29	3.1921	31.9214	42.56	882 Brozovski, Dmitriy
306	63	19.90	3.1658	31.6583	42.21	1124 Sulga, Marius
307	44	13.90	3.1655	31.6547	42.21	963 Sarantis, Paul
308	69	21.96	3.1421	31.4208	41.89	165 Jolma-Stensland, Roy Agir
309	50	15.94	3.1368	31.3676	41.82	643 Jankovic, Nebojsa
310	59	18.87	3.1267	31.2666	41.69	377 Terving, Armin
311	33	10.68	3.0899	30.8989	41.20	716 BUTICCHI, EDOARDO ROBERTO
312	61	19.78	3.0839	30.8392	41.12	1099 Lee, Nelson
313	49	15.91	3.0798	30.7982	41.06	780 Larsen, Soren
314	67	21.91	3.0580	30.5796	40.77	628 Perfileva, Irina
315	54	17.67	3.0560	30.5603	40.75	856 SHUSHPANOVA, ELIZAVETA
316	69	22.59	3.0544	30.5445	40.73	427 Burkhalter, Christine
317	47	15.42	3.0480	30.4799	40.64	1204 Nikolouzos, Spyridon
318	46	15.23	3.0204	30.2035	40.27	870 Gaisin, Ruslan
319	54	18.23	2.9622	29.6215	39.50	312 Schouwink, Peter
320	67	22.62	2.9620	29.6198	39.49	1187 Ivantsos, Stefanos
321	54	18.36	2.9412	29.4118	39.22	1106 Samaritakis, Emmanouil
322	69	23.83	2.8955	28.9551	38.61	1061 Leatham, Kippi
323	67	23.18	2.8904	28.9042	38.54	473 Budarny, Anton
324	69	24.08	2.8654	28.6545	38.21	201 Lindblad, Bjorn Terje
325	65	22.95	2.8322	28.3224	37.76	869 Stepanov, Oleg
326	71	25.86	2.7456	27.4555	36.61	153 Larsen, Gjermund
327	67	24.44	2.7414	27.4141	36.55	74 Askeland, Chris
328	46	16.80	2.7381	27.3810	36.51	967 Shevchenko, Sergii
329	65	24.03	2.7050	27.0495	36.07	60 Diaz Diaz, Juan Jose
330	65	24.11	2.6960	26.9598	35.95	436 Kalme, Artur
331	45	16.88	2.6659	26.6588	35.55	561 Cabuling, Ronello
332	47	17.69	2.6569	26.5687	35.42	1232 Salamon, Timea
333	73	27.55	2.6497	26.4973	35.33	73 Flugstad, Lars Christian
334	40	15.11	2.6473	26.4725	35.30	1249 Dragovic, Vojislav
335	48	18.18	2.6403	26.4026	35.20	1059 Reese, Maggie
336	46	17.64	2.6077	26.0771	34.77	855 Kaurov, Oleg

PRODUCTION -- Overall Stage Results

IPSC World Shoot XVI

Printed October 10, 2011 at 22:39



Stage 1 --

	PTS	TIME	HIT FACTOR	STAGE POINTS	STAGE PERCENT	COMPETITOR # Name
337	47	18.43	2.5502	25.5019	34.00	1272 Denishchuk, Andrei
338	73	28.67	2.5462	25.4622	33.95	640 Hagiantoniou, Savvas
339	46	18.07	2.5457	25.4566	33.94	1165 Tasigiorgos, Panagiotis
340	46	18.33	2.5095	25.0955	33.46	629 Samoniuk, Aleksandr
341	50	19.93	2.5088	25.0878	33.45	1274 Oskirko, Sergei
342	55	21.96	2.5046	25.0455	33.39	114 West, Roye
343	49	19.57	2.5038	25.0383	33.38	160 Andersen, Marius Wigen
344	44	17.66	2.4915	24.9151	33.22	953 Athanasopoulos, Labros
345	46	18.57	2.4771	24.7711	33.03	1277 Kolobov, Aleksey
346	46	18.59	2.4744	24.7445	32.99	1203 Behtsoudis, Apostolos
347	44	17.92	2.4554	24.5536	32.74	236 Venmore, James Earl
348	40	17.05	2.3460	23.4604	31.28	1192 Karoumbalis, George
349	71	30.56	2.3233	23.2330	30.98	1211 Skouvaklis, Alexandros
350	63	27.58	2.2843	22.8426	30.46	960 Sahni, Simar
351	29	12.90	2.2481	22.4806	29.97	316 Steiger, Thomas
352	40	18.37	2.1775	21.7746	29.03	1183 Exarchos, Konstantinos
353	35	16.63	2.1046	21.0463	28.06	1178 Psaroudakis, Kosmas
354	39	18.76	2.0789	20.7889	27.72	878 Papadhopulli, Nikolin
355	49	23.59	2.0772	20.7715	27.70	1242 Gibney, Jim
356	31	15.26	2.0315	20.3145	27.09	618 Filolias, Dimitrios
357	51	25.13	2.0294	20.2945	27.06	381 Holloway, Joe
358	44	21.84	2.0147	20.1465	26.86	973 Gushchyn, Borys
359	38	19.03	1.9968	19.9685	26.62	199 Bjurstrom, Jan Petter
360	43	21.82	1.9707	19.7067	26.28	1234 Al Shamsi, Rubayae
361	37	18.98	1.9494	19.4942	25.99	1216 Tsangaropoulos, Charalambos
362	46	23.70	1.9409	19.4093	25.88	252 Lacle, Kenneth
363	29	15.10	1.9205	19.2053	25.61	777 Schon, Marianne
364	52	27.88	1.8651	18.6514	24.87	914 Bryson, Cheryl
365	35	19.45	1.7995	17.9949	23.99	817 Radcliffe, Tony
366	34	19.26	1.7653	17.6532	23.54	881 VASILYEVA, VERA
367	33	19.07	1.7305	17.3047	23.07	1138 Pardis, Nikolaos
368	29	16.93	1.7129	17.1294	22.84	1206 Opsimos, Anestis
369	36	21.44	1.6791	16.7910	22.39	128 Dunkley, Denise
370	34	21.36	1.5918	15.9176	21.22	299 Seeto, Roderick
371	53	35.43	1.4959	14.9591	19.95	945 Zieper, Warren
372	19	14.73	1.2899	12.8988	17.20	1086 Panagopoulos, Stavros
373	47	36.76	1.2786	12.7856	17.05	922 Collins, Jeff
374	32	25.23	1.2683	12.6833	16.91	1264 Tsangarakis, Antonios
375	20	19.93	1.0035	10.0351	13.38	75 Solheim Schei, Fredrik
376	30	32.65	0.9188	9.1884	12.25	1220 Chasogia, Efstathia
377	31	44.92	0.6901	6.9012	9.20	1179 Voudiklari, Niki
378	35	65.44	0.5348	5.3484	7.13	676 Romcy, Waleska

PRODUCTION -- Overall Stage Results

IPSC World Shoot XVI

Printed October 10, 2011 at 22:39



Stage 1 --

	PTS	TIME	HIT FACTOR	STAGE POINTS	STAGE PERCENT	COMPETITOR # Name
379	18	38.25	0.4706	4.7059	6.27	321 Benthien, Horst
380	3	18.28	0.1641	1.6411	2.19	106 Smyth, Samuel Paul
381	0	0.00	0.0000	0.0000	0.00	1222 Efentakis, Emmanouil

MODIFIED -- Overall Stage Results

IPSC World Shoot XVI

Printed October 10, 2011 at 22:39



Stage 1 --

	PTS	TIME	HIT FACTOR	STAGE POINTS	STAGE PERCENT	COMPETITOR # Name
1	73	8.74	8.3524	75.0000	100.00	1030 Henes, Zdenek
2	72	9.63	7.4766	67.1361	89.51	879 Leatham, Rob
3	70	9.48	7.3840	66.3040	88.41	522 Uygongco, Nelson
4	68	9.53	7.1354	64.0716	85.43	449 Oliveira Ribas, Augusto Sergio
5	73	10.25	7.1220	63.9512	85.27	465 Meier, Dominic
6	68	9.70	7.0103	62.9487	83.93	471 Arendt, Benjamin
7	69	10.44	6.6092	59.3470	79.13	805 Helan, Vit
8	74	11.23	6.5895	59.1700	78.89	1033 Horinek, Milos
9	70	10.67	6.5605	58.9092	78.55	1050 Voigt, Michael
10	69	10.56	6.5341	58.6726	78.23	464 Flass, Juergen
11	69	10.59	6.5156	58.5063	78.01	532 Morales, Jerome Jovanne
12	70	10.82	6.4695	58.0926	77.46	552 Figueiredo Cortes, Moacyrcaldonazi
13	72	11.15	6.4574	57.9839	77.31	690 La Bruna, Bruno
14	59	9.20	6.4130	57.5856	76.78	1036 Vidanes, Jojo
15	67	10.51	6.3749	57.2429	76.32	731 Patria, Giorgio
16	69	10.93	6.3129	56.6864	75.58	717 Vezzoli, Roberto
17	69	11.01	6.2670	56.2745	75.03	529 Silveira Boaventura, Leandro
18	64	10.43	6.1361	55.0992	73.47	372 Schaefer, Markus
19	69	11.51	5.9948	53.8299	71.77	451 Panganiban, Christopher
20	69	11.51	5.9948	53.8299	71.77	1035 Stedman, Roy
21	67	11.46	5.8464	52.4977	70.00	672 Taramelli, Nicolas
22	71	12.42	5.7166	51.3318	68.44	450 Costa Junior, Abrahao Felipe
23	66	11.60	5.6897	51.0900	68.12	429 Garcia, Antonio
24	60	10.70	5.6075	50.3521	67.14	452 Papa, Enrico
25	70	12.59	5.5600	49.9255	66.57	724 Volpe, Oronzo
26	71	12.84	5.5296	49.6527	66.20	1268 Aalto, Jari
27	69	12.62	5.4675	49.0953	65.46	712 Sideri, Corrado
28	71	13.00	5.4615	49.0416	65.39	281 Shavit, Yoav
29	70	12.99	5.3888	48.3881	64.52	1055 Silva Medeiros, Jose Luiz
30	73	13.68	5.3363	47.9167	63.89	463 Ebert, Rene
31	70	13.25	5.2830	47.4386	63.25	175 Kivi, Matti
32	53	10.07	5.2632	47.2603	63.01	592 Dela Cruz, Lazaro Jr
33	71	13.78	5.1524	46.2657	61.69	176 Anttila, Janne
34	66	13.27	4.9736	44.6604	59.55	426 Bonaldo, Massimo
35	67	13.62	4.9192	44.1720	58.90	718 Cerrato, Davide
36	72	14.65	4.9147	44.1311	58.84	1090 Tsiskakis, Manolis
37	55	11.53	4.7702	42.8335	57.11	492 Coelho Martins, Ildeu Heller
38	51	10.89	4.6832	42.0525	56.07	599 Mura, Gavino
39	56	11.96	4.6823	42.0443	56.06	173 Kykkanen, Harri
40	70	15.11	4.6327	41.5990	55.47	1092 Stylianakis, Konstantinos
41	59	12.86	4.5879	41.1966	54.93	340 Dvojmoc, Ludwig
42	66	14.55	4.5361	40.7315	54.31	701 Garcia, Felicito

MODIFIED -- Overall Stage Results

IPSC World Shoot XVI

Printed October 10, 2011 at 22:39



Stage 1 --

	PTS	TIME	HIT FACTOR	STAGE POINTS	STAGE PERCENT	COMPETITOR # Name
43	60	13.93	4.3073	38.6767	51.57	1089 Vorilas, Spyridon
44	69	16.32	4.2279	37.9646	50.62	1091 Zafiridis, Michail
45	68	16.23	4.1898	37.6219	50.16	147 Perrone, Antonio
46	70	18.25	3.8356	34.4417	45.92	336 Lange, Bernd
47	42	11.75	3.5745	32.0968	42.80	1049 Dueck, Barry
48	60	17.19	3.4904	31.3419	41.79	788 Fernandes, Henrique
49	55	15.84	3.4722	31.1787	41.57	785 Mottet, Andreas
50	40	12.07	3.3140	29.7579	39.68	376 Tagliamonte, Raffaele
51	54	17.34	3.1142	27.9637	37.28	359 Mariack-Kraft, Lisa
52	50	16.21	3.0845	27.6973	36.93	687 Papadopoulos, Vasileios
53	48	17.20	2.7907	25.0589	33.41	1218 Tsiolakis, Konstantinos
54	42	16.09	2.6103	23.4392	31.25	1093 Babouris, Nektarios
55	68	29.69	2.2903	20.5659	27.42	490 Melo Gervasio, Helen
56	39	26.10	1.4943	13.4176	17.89	1140 Rigas, Efsthios
57	0	0.00	0.0000	0.0000	0.00	825 Faure, Thierry

REVOLVER (STANDARD) -- Overall Stage Results

IPSC World Shoot XVI

Printed October 10, 2011 at 22:39



Stage 1 --

	PTS	TIME	HIT FACTOR	STAGE POINTS	STAGE PERCENT	COMPETITOR # Name
1	71	13.55	5.2399	75.0000	100.00	1230 Lopez, Ricardo
2	68	13.14	5.1750	74.0723	98.76	990 Miculek, Jerry
3	75	16.20	4.6296	66.2656	88.35	320 Back, Sascha
4	72	15.59	4.6183	66.1041	88.14	978 Ladic, Tibor
5	71	15.43	4.6014	65.8620	87.82	988 Kirchweger, Hermann
6	70	15.34	4.5632	65.3153	87.09	744 Tranquilli, Valter
7	72	15.94	4.5169	64.6527	86.20	1034 Nemecek, Zdenek
8	66	15.63	4.2226	60.4404	80.59	698 Della Savia, Alain Marco
9	71	17.38	4.0852	58.4724	77.96	562 Chua, Phillipp
10	71	17.51	4.0548	58.0383	77.38	530 Azevedo, Moacir
11	74	18.48	4.0043	57.3155	76.42	574 Arambulo, Raul
12	70	18.10	3.8674	55.3556	73.81	123 Eilertsen, Ole
13	65	16.82	3.8644	55.3133	73.75	364 Schneider, Markus
14	68	17.74	3.8331	54.8653	73.15	619 Rosas Torres, Rogerio
15	72	18.87	3.8156	54.6139	72.82	994 Sweeney, Patrick
16	68	17.86	3.8074	54.4966	72.66	361 Rauer, Dietmar
17	58	15.33	3.7834	54.1537	72.20	332 Exner, Thomas
18	66	17.54	3.7628	53.8588	71.81	981 Walsh, Clifford
19	68	18.09	3.7590	53.8037	71.74	338 Lindfors, Anders
20	70	18.80	3.7234	53.2945	71.06	700 Sartor, Marco
21	58	15.89	3.6501	52.2452	69.66	993 Griffin, Matthew
22	67	18.47	3.6275	51.9218	69.23	682 Ricciardi, Luca
23	71	20.28	3.5010	50.1109	66.81	1136 Kontopoulos, Ioannis
24	67	19.66	3.4079	48.7791	65.04	151 Hella, John
25	68	20.64	3.2946	47.1565	62.88	323 Rimmele, Marcus
26	57	17.55	3.2479	46.4879	61.98	290 Bergfeldt, Per
27	59	18.39	3.2083	45.9211	61.23	470 Sio, Hubert
28	66	20.59	3.2054	45.8807	61.17	550 Nilsson, Ola
29	66	21.65	3.0485	43.6343	58.18	494 Carvalho Marques Da Silva, Joao Rafael
30	56	18.50	3.0270	43.3270	57.77	548 Garcia Rosado, Joao
31	64	22.47	2.8482	40.7680	54.36	410 Knaus, Guenther
32	73	25.65	2.8460	40.7359	54.31	1164 Kriebardis, Anastasios
33	57	21.74	2.6219	37.5282	50.04	289 Singsomboon, Tavesak
34	50	19.36	2.5826	36.9664	49.29	467 Itani, Marwan
35	63	24.48	2.5735	36.8359	49.11	675 Montoro, Wanderley
36	59	23.24	2.5387	36.3378	48.45	1134 Karagiannakis, Iosif
37	63	25.46	2.4745	35.4180	47.22	630 Zambonin, Claudio
38	49	22.87	2.1425	30.6671	40.89	1016 Kolar, Milan
39	46	23.03	1.9974	28.5895	38.12	1188 Kathareios, Christos
40	44	24.42	1.8018	25.7899	34.39	1135 Kontis, Georgios
41	56	41.84	1.3384	19.1575	25.54	667 Barbosa, Silvio Humberto
42	20	19.35	1.0336	14.7942	19.73	600 Andriani, Giovanni

REVOLVER (STANDARD) -- Overall Stage Results

IPSC World Shoot XVI

Printed October 10, 2011 at 22:39



Stage 1 --

PTS	TIME	HIT FACTOR	STAGE POINTS	STAGE PERCENT	COMPETITOR # Name
43	47	76.14	0.6173	8.8354	11.78 1198 Labroulis, Konstantinos

OPEN -- Overall Stage Results

IPSC World Shoot XVI

Printed October 10, 2011 at 22:39




Stage 2 --

	PTS	TIME	HIT FACTOR	STAGE POINTS	STAGE PERCENT	COMPETITOR # Name
1	38	5.55	6.8468	40.0000	100.00	735 GRAUFFEL, ERIC
2	38	5.63	6.7496	39.4316	98.58	974 Racaza, J J
3	39	5.89	6.6214	38.6829	96.71	977 Michel, Max
4	39	6.07	6.4250	37.5358	93.84	1000 Kamenicek, Martin
5	38	6.20	6.1290	35.8064	89.52	982 Eusibio, Kamille
6	39	6.83	5.7101	33.3590	83.40	446 Schneider, Patrik
7	40	7.18	5.5710	32.5465	81.37	1060 Harrison, Jessica
8	38	6.87	5.5313	32.3144	80.79	943 Szackas, Alex
9	40	7.27	5.5021	32.1436	80.36	778 Hansen, Johan
10	37	6.78	5.4572	31.8817	79.70	638 Graham, Gareth
11	40	7.34	5.4496	31.8371	79.59	642 Da Costa, Patrice
12	38	7.02	5.4131	31.6239	79.06	984 Tilley, Chris
13	40	7.41	5.3981	31.5363	78.84	460 Schraner, Remo
14	39	7.23	5.3942	31.5134	78.78	47 Gigli, Fabricio
15	39	7.28	5.3571	31.2970	78.24	267 Kirsch, Saul
16	39	7.31	5.3352	31.1685	77.92	1020 Thompson, Ben
17	38	7.14	5.3221	31.0924	77.73	596 Wallin, Joakim
18	39	7.42	5.2561	30.7065	76.77	331 Eidenschink, Bernhard
19	36	6.86	5.2478	30.6583	76.65	185 Peltokoski, Raine
20	39	7.45	5.2349	30.5828	76.46	500 Stevenson Carvalho, Joao Carlos
21	37	7.07	5.2334	30.5740	76.43	918 Saiti, Naim
22	38	7.29	5.2126	30.4527	76.13	1123 Havlicek, Miroslav
23	38	7.35	5.1701	30.2041	75.51	1019 Townley, Rob
24	40	7.74	5.1680	30.1918	75.48	282 Sirison, Sasavat
25	36	6.97	5.1650	30.1744	75.44	382 Ballesteros, Jorge
26	39	7.61	5.1248	29.9398	74.85	397 Gonzalez, Javier
27	38	7.42	5.1213	29.9191	74.80	272 Van Noord, Desiree
28	36	7.04	5.1136	29.8744	74.69	714 Barbizzi, Daniele
29	37	7.24	5.1105	29.8561	74.64	1068 Brister, Johnny
30	39	7.66	5.0914	29.7444	74.36	691 Ascioti, Giuseppe
31	39	7.68	5.0781	29.6669	74.17	679 Montesanto, Francesco Paolo
32	34	6.71	5.0671	29.6023	74.01	694 Borsari, Luca
33	37	7.31	5.0616	29.5702	73.93	125 Sandas, Frank
34	39	7.71	5.0584	29.5515	73.88	685 Quertinier, Stephane
35	39	7.72	5.0518	29.5132	73.78	649 Kotsoglo, Kalan
36	38	7.55	5.0331	29.4040	73.51	949 Lee, Athena
37	38	7.56	5.0265	29.3651	73.41	383 Espilez, Ivan
38	38	7.56	5.0265	29.3651	73.41	980 Sera, Martina
39	39	7.76	5.0258	29.3611	73.40	1071 Neel, Lee
40	39	7.77	5.0193	29.3233	73.31	163 Ally, Hishaam
41	40	7.98	5.0125	29.2837	73.21	1040 Arredondo, Ralph
42	37	7.45	4.9664	29.0145	72.54	608 Ramos, Angela Mariz

OPEN -- Overall Stage Results

IPSC World Shoot XVI

Printed October 10, 2011 at 22:39



Stage 2 --

	PTS	TIME	HIT FACTOR	STAGE POINTS	STAGE PERCENT	COMPETITOR # Name
43	39	7.88	4.9492	28.9140	72.28	995 Jones, Rebecca
44	38	7.68	4.9479	28.9062	72.27	26 Minaglia, Daniel Horacio
45	39	7.90	4.9367	28.8408	72.10	187 Kadenius, Jyrki
46	40	8.11	4.9322	28.8143	72.04	300 Chantharatanachok, Nikorn
47	37	7.52	4.9202	28.7444	71.86	264 Faro, Rien
48	38	7.75	4.9032	28.6452	71.61	614 Anderson, Natalie
49	36	7.36	4.8913	28.5755	71.44	916 Chang, Don
50	39	7.99	4.8811	28.5159	71.29	696 Rovey, Maurizio
51	39	8.02	4.8628	28.4092	71.02	738 Obriot, Thierry
52	39	8.03	4.8568	28.3739	70.93	168 Haugli, Steinar
53	38	7.83	4.8531	28.3525	70.88	508 Arthur, Rhys
54	39	8.04	4.8507	28.3386	70.85	804 Neel, Nicholas
55	36	7.43	4.8452	28.3063	70.77	342 Henking, Mathias
56	36	7.44	4.8387	28.2683	70.67	263 Drummen, Maurice
57	36	7.44	4.8387	28.2683	70.67	1042 Kraushofer, Gabriele
58	39	8.06	4.8387	28.2683	70.67	713 Ravizzini, Paolo Andrea
59	37	7.65	4.8366	28.2559	70.64	348 Kroener, Matthias
60	38	7.86	4.8346	28.2443	70.61	283 Skoog, Lars-Tony
61	39	8.07	4.8327	28.2332	70.58	358 Loch, Marijan
62	40	8.33	4.8019	28.0533	70.13	999 Miculek, Kay
63	37	7.73	4.7865	27.9635	69.91	393 Thurner, Helmut
64	37	7.73	4.7865	27.9635	69.91	997 Francisco, Megan
65	40	8.41	4.7562	27.7865	69.47	200 Besana, Emanuele
66	36	7.59	4.7431	27.7096	69.27	736 Obriot, Emile
67	35	7.38	4.7425	27.7065	69.27	481 Silva Oliveira, Demetrius
68	38	8.02	4.7382	27.6808	69.20	208 Sparby, Frank
69	39	8.25	4.7273	27.6172	69.04	1014 Yamaguchi, Hiroyoshi
70	40	8.48	4.7170	27.5571	68.89	61 Esposito, Antonio Hector
71	37	7.85	4.7134	27.5360	68.84	742 Mazzara, Davide
72	38	8.08	4.7030	27.4752	68.69	387 Wilda, Christian
73	40	8.52	4.6948	27.4277	68.57	652 Soldini, David
74	36	7.68	4.6875	27.3849	68.46	647 Edwards, Phillip
75	36	7.69	4.6814	27.3493	68.37	20 Schoeman, Daniel
76	38	8.13	4.6740	27.3063	68.27	1078 Francisco, Ronald
77	38	8.13	4.6740	27.3063	68.27	1108 Drakakis, Panagiotis
78	40	8.56	4.6729	27.2996	68.25	311 Ballesteros, Juan Carlos
79	39	8.35	4.6707	27.2865	68.22	276 Rooijendijk, Lucien
80	37	7.94	4.6599	27.2239	68.06	786 De Vos, Willy
81	38	8.18	4.6455	27.1394	67.85	998 Kamenicek, Miroslav
82	39	8.40	4.6429	27.1241	67.81	190 Suominen, Jukka
83	38	8.19	4.6398	27.1062	67.77	1027 Ramirez, Robert
84	39	8.42	4.6318	27.0596	67.65	621 Blowers, Alain

OPEN -- Overall Stage Results**IPSC World Shoot XVI**

Printed October 10, 2011 at 22:39

**Stage 2 --**

	PTS	TIME	HIT FACTOR	STAGE POINTS	STAGE PERCENT	COMPETITOR # Name
85	39	8.42	4.6318	27.0596	67.65	1056 Fessas, Dimitrios
86	37	8.00	4.6250	27.0197	67.55	563 Mangudadatu, Rubbil
87	38	8.25	4.6061	26.9091	67.27	680 Romani, Carlo
88	39	8.47	4.6045	26.8999	67.25	140 Wiel, Elisabeth
89	36	7.83	4.5977	26.8603	67.15	835 Nordberg, Johan
90	37	8.05	4.5963	26.8519	67.13	651 Mcintosh, Brodie
91	37	8.05	4.5963	26.8519	67.13	254 Keaney, Paul
92	39	8.55	4.5614	26.6482	66.62	36 Montgomery, Hubert Thomas
93	35	7.68	4.5573	26.6242	66.56	1095 CANETTA, IRENE
94	34	7.47	4.5515	26.5906	66.48	692 Pusceddu, Daniele
95	35	7.73	4.5278	26.4520	66.13	930 Markessinis, Tommy
96	39	8.63	4.5191	26.4012	66.00	1097 HUTTNER, ELI
97	40	8.89	4.4994	26.2862	65.72	571 Tuan, Keo Dale
98	38	8.45	4.4970	26.2722	65.68	1074 Weber, Guenther
99	37	8.23	4.4957	26.2646	65.66	392 Schulte, Andreas
100	39	8.69	4.4879	26.2189	65.55	255 Saaiman, Jan Andries
101	37	8.25	4.4848	26.2010	65.50	284 Srijinta-Anggul, Wat
102	37	8.25	4.4848	26.2010	65.50	938 Koch, Frank
103	32	7.14	4.4818	26.1831	65.46	511 Gino, Edcel John
104	37	8.26	4.4794	26.1692	65.42	145 Menachem, Hemi
105	38	8.50	4.4706	26.1176	65.29	423 Haas, Peter
106	33	7.42	4.4474	25.9824	64.96	118 Lee, Kyrre Magnus
107	36	8.12	4.4335	25.9010	64.75	1076 Kraushofer, Roland
108	35	7.93	4.4136	25.7848	64.46	269 Van Koolwijk, Jacky
109	38	8.61	4.4135	25.7840	64.46	144 Johansen, Roger
110	35	7.95	4.4025	25.7200	64.30	46 Latorre, Ariel Rodrigo
111	39	8.86	4.4018	25.7158	64.29	767 Altuna, Denis
112	33	7.54	4.3767	25.5689	63.92	639 Hagiantoniou, Paul
113	38	8.69	4.3728	25.5466	63.87	23 Larranaga Leone, Omar
114	38	8.69	4.3728	25.5466	63.87	1254 Kartapanis, Ioannis
115	36	8.24	4.3689	25.5238	63.81	730 Todaro, Giuseppe
116	38	8.70	4.3678	25.5172	63.79	583 Cuyong, Lydia Abigail
117	34	7.81	4.3534	25.4330	63.58	1032 Coley, Shane
118	40	9.31	4.2965	25.1003	62.75	635 Clark, Graeme
119	38	8.88	4.2793	25.0000	62.50	77 Dagan, Yael
120	36	8.42	4.2755	24.9781	62.45	266 Keppel, John
121	39	9.15	4.2623	24.9008	62.25	244 Murdock, Lesgar
122	33	7.75	4.2581	24.8761	62.19	528 Oliveira Cariello, Horacio
123	38	8.95	4.2458	24.8045	62.01	519 Hinojales, Stephen John
124	37	8.72	4.2431	24.7887	61.97	504 Mangudadatu, Datu Pax Ali
125	35	8.25	4.2424	24.7847	61.96	623 Blowers, Karla
126	35	8.26	4.2373	24.7547	61.89	498 Mangudadatu, Suharto Al Wali

OPEN -- Overall Stage Results**IPSC World Shoot XVI**

Printed October 10, 2011 at 22:39

**Stage 2 --**

	PTS	TIME	HIT FACTOR	STAGE POINTS	STAGE PERCENT	COMPETITOR # Name
127	36	8.51	4.2303	24.7140	61.78	203 Christiansen, Anders
128	37	8.76	4.2237	24.6756	61.69	1141 Savelidis, Haralambos
129	36	8.59	4.1909	24.4838	61.21	929 Mackay, Wade
130	34	8.12	4.1872	24.4620	61.16	1043 Steurer, Margit
131	34	8.13	4.1820	24.4319	61.08	1110 Kavouklis, Nikolaos
132	33	7.99	4.1302	24.1288	60.32	741 Ricci, Niccolo'
133	35	8.48	4.1274	24.1125	60.28	48 Rigueira, Jorge Omar
134	39	9.45	4.1270	24.1103	60.28	326 Baumgaertner, Agnes
135	30	7.31	4.1040	23.9758	59.94	371 Schaefer, Hans-Peter
136	38	9.28	4.0948	23.9224	59.81	485 Talaga, Ramil
137	36	8.80	4.0909	23.8995	59.75	622 Blowers, Linda
138	39	9.54	4.0881	23.8828	59.71	798 Schieck, Peter
139	36	8.81	4.0863	23.8724	59.68	768 Balesi, Daniel
140	34	8.33	4.0816	23.8453	59.61	959 Runions, Ivan
141	37	9.07	4.0794	23.8322	59.58	1012 Horejsi, Lenka
142	36	8.83	4.0770	23.8183	59.55	737 Gibert, Philippe
143	34	8.34	4.0767	23.8167	59.54	1202 Maragoudakis, Ioannis
144	36	8.84	4.0724	23.7914	59.48	196 Kosola, Vesa
145	38	9.35	4.0642	23.7433	59.36	192 Kajasaranta-Alenius, Jaana
146	32	7.89	4.0558	23.6942	59.24	213 Gogos, Alexandros
147	33	8.14	4.0541	23.6842	59.21	952 Mchugh, Bernie
148	33	8.15	4.0491	23.6551	59.14	51 Belletti, Carlo
149	39	9.65	4.0415	23.6106	59.03	579 Cheesman, Enrique
150	34	8.44	4.0284	23.5345	58.84	610 Santos, Rald Abel
151	37	9.23	4.0087	23.4191	58.55	853 Ronsse, Jurgen
152	38	9.51	3.9958	23.3438	58.36	566 Tarrade, Alain
153	35	8.76	3.9954	23.3417	58.35	133 Bishop, Brian
154	37	9.34	3.9615	23.1432	57.86	961 Samchek, Alan
155	38	9.66	3.9337	22.9814	57.45	793 Botturi, Enri
156	36	9.16	3.9301	22.9602	57.40	124 Johansen, Are
157	33	8.41	3.9239	22.9238	57.31	1041 Hasenkopf, Notburga
158	37	9.43	3.9236	22.9224	57.31	215 Bouwer, Pieter
159	36	9.18	3.9216	22.9102	57.28	1024 Puskas, Geza
160	34	8.68	3.9171	22.8838	57.21	194 Niemela, Juha
161	35	8.98	3.8976	22.7699	56.92	327 Bettermann, Heribert
162	39	10.07	3.8729	22.6258	56.56	612 Tan, Mary Grace
163	36	9.34	3.8544	22.5177	56.29	826 Hazan, Albert
164	36	9.36	3.8462	22.4696	56.17	389 Lindenmayer, Christian
165	39	10.15	3.8424	22.4475	56.12	546 Gonzaga, Fernando
166	35	9.12	3.8377	22.4204	56.05	551 Caplan De Araujo, Marcio Gabriel
167	37	9.66	3.8302	22.3766	55.94	1066 Smith, Brian
168	31	8.11	3.8224	22.3311	55.83	591 Panganiban, Carlos

OPEN -- Overall Stage Results

IPSC World Shoot XVI

Printed October 10, 2011 at 22:39



Stage 2 --

	PTS	TIME	HIT FACTOR	STAGE POINTS	STAGE PERCENT	COMPETITOR # Name
169	38	9.95	3.8191	22.3116	55.78	388 Winkler, Oliver
170	37	9.70	3.8144	22.2843	55.71	250 Sonthiniwat, Peerapong
171	36	9.45	3.8095	22.2556	55.64	534 Lim, Edwin Peter
172	38	9.99	3.8038	22.2222	55.56	616 Desagneaux, Jean-Luc
173	24	6.31	3.8035	22.2204	55.55	946 SEBO, ROBIN
174	34	8.94	3.8031	22.2183	55.55	1039 Sustrova, Katerina
175	37	9.79	3.7794	22.0795	55.20	587 Navato, Janice
176	37	9.79	3.7794	22.0795	55.20	134 Skotte, Eddy
177	39	10.34	3.7718	22.0350	55.09	1031 Tanaka, Brian
178	38	10.13	3.7512	21.9151	54.79	501 Lucena Ferreira, Jose Josias
179	40	10.70	3.7383	21.8396	54.60	620 Blackaller, David
180	38	10.21	3.7218	21.7434	54.36	1067 Pelissier, Michael
181	39	10.48	3.7214	21.7407	54.35	454 Kwan, Billy
182	35	9.41	3.7194	21.7294	54.32	1029 Levanza-Rosales, Valerie
183	38	10.23	3.7146	21.7009	54.25	848 Polizois, Dimitrios
184	35	9.43	3.7116	21.6833	54.21	2 Gastelumendi Schunk, Mario Sebastian
185	36	9.70	3.7113	21.6820	54.21	109 Cowen, David
186	37	9.98	3.7074	21.6591	54.15	198 Solberg, Bjorn Richard
187	34	9.18	3.7037	21.6374	54.09	543 Ladroma, Nolito
188	37	10.01	3.6963	21.5942	53.99	594 Delos Santos, Joey
189	37	10.01	3.6963	21.5942	53.99	391 Schneider, Franz
190	38	10.31	3.6857	21.5325	53.83	152 Klov, Morten
191	39	10.74	3.6313	21.2143	53.04	234 Jacobs, Adnaan
192	35	9.65	3.6269	21.1890	52.97	926 Gould, Jon
193	39	10.78	3.6178	21.1356	52.84	385 Weuster, Frank
194	38	10.54	3.6053	21.0626	52.66	384 Metzner, Michael
195	35	9.71	3.6045	21.0581	52.65	792 Boccia, Maurizio
196	38	10.55	3.6019	21.0427	52.61	586 Levanza, Catherine
197	38	10.60	3.5849	20.9434	52.36	626 Graham, Gina
198	36	10.05	3.5821	20.9269	52.32	202 Haarberg, Stephen Alexand
199	37	10.33	3.5818	20.9253	52.31	360 Mueller, Kerstin
200	39	10.92	3.5714	20.8647	52.16	634 Carroll, Lex
201	31	8.69	3.5673	20.8406	52.10	212 Osman, Mohamed Ziad
202	34	9.54	3.5639	20.8209	52.05	1075 Volk, Franz
203	37	10.41	3.5543	20.7644	51.91	808 Mondaca, Miguel
204	34	9.61	3.5380	20.6693	51.67	37 Dadamia, Goolam
205	39	11.03	3.5358	20.6566	51.64	689 Perruccino, Patrizia
206	37	10.52	3.5171	20.5473	51.37	515 Betschart, Bruno
207	40	11.38	3.5149	20.5346	51.34	154 Dyro, Herman
208	35	9.97	3.5105	20.5089	51.27	950 Lim, Johnny
209	40	11.47	3.4874	20.3735	50.93	966 Silva, Jose
210	36	10.35	3.4783	20.3204	50.80	1162 Babouris, Vasileios

OPEN -- Overall Stage Results**IPSC World Shoot XVI**

Printed October 10, 2011 at 22:39

**Stage 2 --**

	PTS	TIME	HIT FACTOR	STAGE POINTS	STAGE PERCENT	COMPETITOR # Name
211	39	11.23	3.4728	20.2887	50.72	85 Blum, Nicolas
212	32	9.25	3.4595	20.2105	50.53	829 Pedersen, Frants Bo
213	37	10.81	3.4228	19.9961	49.99	132 Harris, John
214	34	9.99	3.4034	19.8830	49.71	751 Zanardi, Enzo
215	38	11.24	3.3808	19.7509	49.38	989 FUCHS, ANTON
216	31	9.20	3.3696	19.6854	49.21	330 Ebenhoeh, Julia
217	33	9.81	3.3639	19.6523	49.13	398 Ballesteros, Lorena
218	33	9.88	3.3401	19.5131	48.78	898 Bergele, Konstantina
219	36	10.85	3.3180	19.3839	48.46	646 Dwyer, Bernie
220	37	11.17	3.3124	19.3516	48.38	195 Ovaskainen, Pentti
221	35	10.57	3.3113	19.3447	48.36	797 Fristrup, Klaus
222	38	11.48	3.3101	19.3380	48.34	189 Partanen, Simo
223	23	6.96	3.3046	19.3058	48.26	1107 Kalogerakis, George
224	31	9.39	3.3014	19.2870	48.22	656 Sameshima, Kazuki
225	34	10.34	3.2882	19.2100	48.03	310 Ngan, Man Lai Emily
226	37	11.30	3.2743	19.1290	47.82	45 Tripoli, Martin Horacio
227	24	7.34	3.2698	19.1023	47.76	1081 Drummond, William
228	32	9.79	3.2686	19.0957	47.74	900 KARCHEV, DANIL
229	34	10.44	3.2567	19.0260	47.57	565 Mangudadatu, Datu Muhaimin
230	40	12.35	3.2389	18.9218	47.30	425 Zanardi, Anna Maria
231	34	10.52	3.2319	18.8813	47.20	39 Halpern, Shalom
232	34	10.54	3.2258	18.8455	47.11	645 Docwra, Ray
233	38	11.78	3.2258	18.8455	47.11	895 Delikostidis, Efrem
234	33	10.25	3.2195	18.8087	47.02	461 Angerer, Klaus
235	21	6.54	3.2110	18.7591	46.90	560 Morales, Agustin
236	38	11.86	3.2040	18.7184	46.80	897 Saxoni, Dimitra
237	38	11.99	3.1693	18.5154	46.29	400 Barros, Cristina
238	23	7.27	3.1637	18.4826	46.21	1057 Tyrakis, Ioannis
239	37	11.70	3.1624	18.4750	46.19	309 Mak, Kam Sing
240	24	7.62	3.1496	18.4003	46.00	1010 Ilarina, Alvin
241	36	11.43	3.1496	18.4003	46.00	1079 Ramirez, Ericka
242	33	10.51	3.1399	18.3434	45.86	648 Williams, Peter
243	35	11.17	3.1334	18.3056	45.76	407 Gallenbach, Heinz
244	35	11.18	3.1306	18.2892	45.72	380 Kobler, Wolfgang
245	38	12.16	3.1250	18.2566	45.64	188 Alenius, Jesse
246	36	11.53	3.1223	18.2407	45.60	1023 Korondan, Attila
247	32	10.26	3.1189	18.2210	45.55	72 Heldaas, Bjorn
248	32	10.27	3.1159	18.2032	45.51	214 Van Der Merwe, Kenneth
249	24	7.73	3.1048	18.1385	45.35	278 Roorda, Richard
250	33	10.64	3.1015	18.1193	45.30	243 RAM, DAVID
251	37	12.03	3.0756	17.9682	44.92	164 Biermann, Alexis
252	34	11.07	3.0714	17.9432	44.86	695 MASSA, STEFANO

OPEN -- Overall Stage Results

IPSC World Shoot XVI

Printed October 10, 2011 at 22:39



Stage 2 --

	PTS	TIME	HIT FACTOR	STAGE POINTS	STAGE PERCENT	COMPETITOR # Name
253	37	12.08	3.0629	17.8939	44.73	1113 Liberti, Giovanni Furio
254	33	10.78	3.0612	17.8840	44.71	459 Spies, Axel
255	22	7.20	3.0556	17.8509	44.63	650 Mcconachie, David
256	24	7.86	3.0534	17.8385	44.60	1126 Bonomi, Cristian
257	32	10.54	3.0361	17.7369	44.34	564 Mangudatu, Datu Yassin
258	35	11.53	3.0356	17.7341	44.34	1038 Vidanes, Claudia
259	33	10.92	3.0220	17.6547	44.14	1028 Manning, Blake
260	33	10.97	3.0082	17.5742	43.94	624 Carey, Mark
261	24	7.98	3.0075	17.5702	43.93	44 Balbi, Martin Ernesto
262	36	11.97	3.0075	17.5702	43.93	408 Glas, Thomas
263	19	6.33	3.0016	17.5355	43.84	801 Parise, Ettore
264	39	13.02	2.9954	17.4994	43.75	1237 Ullmann, Josef
265	24	8.03	2.9888	17.4608	43.65	555 Heller, Jessey
266	24	8.04	2.9851	17.4391	43.60	186 Runtti, Petri
267	32	10.72	2.9851	17.4391	43.60	1153 Savidis, Ioannis
268	33	11.09	2.9757	17.3841	43.46	1171 Rigrup, Jorgen
269	24	8.10	2.9630	17.3099	43.27	739 Yang, Christopher
270	35	11.96	2.9264	17.0965	42.74	349 LENNERT, ADAM
271	34	11.69	2.9085	16.9916	42.48	942 Sousa, Fernando
272	37	12.86	2.8771	16.8085	42.02	219 Van Den Berg, Ets
273	25	8.80	2.8409	16.5969	41.49	601 Martino, Massimo
274	23	8.10	2.8395	16.5887	41.47	951 Abad, Reynaldo
275	24	8.46	2.8369	16.5733	41.43	1109 Madaros, Konstantinos
276	36	12.73	2.8280	16.5213	41.30	64 Zarzif, Nachum Jonatan
277	38	13.46	2.8232	16.4933	41.23	367 Falco De Souza, Daniel
278	34	12.06	2.8192	16.4703	41.18	657 Motonari, Shinji
279	38	13.54	2.8065	16.3959	40.99	894 Meimaridis, George
280	24	8.61	2.7875	16.2846	40.71	1044 Kneringer, Mario
281	36	12.92	2.7864	16.2783	40.70	345 Knapstein, Paul
282	24	8.66	2.7714	16.1906	40.48	873 Auger, Michael
283	24	8.73	2.7491	16.0608	40.15	931 Markessinis, Nikita
284	24	8.80	2.7273	15.9330	39.83	365 Schrader, Heiko
285	29	10.73	2.7027	15.7895	39.47	936 Wolf, Michael
286	22	8.15	2.6994	15.7701	39.43	782 Bencivenni, Ivano
287	30	11.20	2.6786	15.6485	39.12	748 Desaugere, Jean-Francois
288	23	8.59	2.6775	15.6424	39.11	22 Gaspar, Abel
289	20	7.49	2.6702	15.5997	39.00	1008 PIJACEK, PETR
290	25	9.44	2.6483	15.4717	38.68	1252 Chalkiopoulos, Kostas
291	22	8.34	2.6379	15.4108	38.53	1144 Bortot, Roberto
292	23	8.75	2.6286	15.3564	38.39	1017 Benedetto, Edwin
293	22	8.38	2.6253	15.3373	38.34	941 Lalonde, Bruce
294	24	9.25	2.5946	15.1579	37.89	1054 Jarrett, Todd

OPEN -- Overall Stage Results**IPSC World Shoot XVI**

Printed October 10, 2011 at 22:39

**Stage 2 --**

	PTS	TIME	HIT FACTOR	STAGE POINTS	STAGE PERCENT	COMPETITOR # Name
295	31	12.05	2.5726	15.0295	37.57	896 Fotopoulou, Marianna
296	40	15.79	2.5332	14.7995	37.00	670 Sabe, Jose Guilherme
297	25	9.88	2.5304	14.7827	36.96	130 Manson, Aaron P
298	23	9.10	2.5275	14.7658	36.91	794 Hirano, Tetsuya
299	25	9.90	2.5253	14.7528	36.88	893 Kakoyiannis, Efstathios
300	19	7.54	2.5199	14.7215	36.80	568 Heller, Joshua
301	24	9.61	2.4974	14.5901	36.48	851 Lauwers, Marc
302	36	14.51	2.4810	14.4945	36.24	96 Monteiro, Emerico
303	22	8.91	2.4691	14.4250	36.06	275 Rodigas, Eduard
304	25	10.14	2.4655	14.4036	36.01	171 Montgomery, Hanlie
305	25	10.16	2.4606	14.3753	35.94	605 Christovasilis, Dimitrios
306	34	13.87	2.4513	14.3209	35.80	270 Lambrechts, Johan
307	23	9.52	2.4160	14.1143	35.29	94 Glik, Zvi
308	40	16.63	2.4053	14.0520	35.13	131 Yeung, Danny Tai Chow
309	37	15.42	2.3995	14.0180	35.05	1058 Clark, Debra
310	34	14.19	2.3961	13.9980	34.99	540 Fontanilla, Bayani Jr
311	38	15.88	2.3929	13.9798	34.95	872 Hansen, Fred
312	38	15.92	2.3869	13.9447	34.86	1160 Orfanaki, Irene
313	21	8.86	2.3702	13.8470	34.62	333 Frindt, Norbert
314	23	9.71	2.3687	13.8381	34.60	399 Fernandez, Pilar
315	20	8.66	2.3095	13.4922	33.73	575 Barcelona, Ronaldo
316	20	8.66	2.3095	13.4922	33.73	933 Moore, Barry
317	22	9.59	2.2941	13.4021	33.51	827 Bouchoucha, Marc
318	21	9.31	2.2556	13.1777	32.94	191 Kotkatvuori, Jorma
319	36	16.16	2.2277	13.0146	32.54	925 Gould, Dianne
320	24	11.06	2.1700	12.6773	31.69	268 Kisters, Rob
321	21	9.68	2.1694	12.6740	31.68	602 D'agostino, Marcello
322	35	16.14	2.1685	12.6688	31.67	661 Vardanega, Paul
323	23	10.83	2.1237	12.4071	31.02	174 Kreuzer, Kurt
324	23	10.92	2.1062	12.3048	30.76	279 Sasabone, John
325	30	14.59	2.0562	12.0126	30.03	1084 Neonakis, Nikolaos
326	21	10.22	2.0548	12.0043	30.01	54 Van Den Berg, Jan Fouche
327	36	17.53	2.0536	11.9975	29.99	1168 Tsernat-Korboy, Dorothea
328	21	10.37	2.0251	11.8307	29.58	324 Mangudadatu, Mariam
329	22	11.23	1.9590	11.4449	28.61	193 Partanen, Pekka
330	25	13.21	1.8925	11.0562	27.64	303 Johnson, Anthony
331	23	12.27	1.8745	10.9510	27.38	363 Remek, Claudia
332	34	18.18	1.8702	10.9258	27.31	1172 Gerencser, Miklos
333	20	10.70	1.8692	10.9198	27.30	1052 Chung, Lily
334	21	11.35	1.8502	10.8092	27.02	740 Makarounas, Michail
335	22	12.00	1.8333	10.7105	26.78	111 Greenway, Steve
336	22	12.06	1.8242	10.6572	26.64	431 Riubrugent, Victor

OPEN -- Overall Stage Results**IPSC World Shoot XVI**

Printed October 10, 2011 at 22:39


**Stage 2 --**

	PTS	TIME	HIT FACTOR	STAGE POINTS	STAGE PERCENT	COMPETITOR # Name
337	22	12.13	1.8137	10.5957	26.49	240 Arthur, Justin
338	24	13.31	1.8032	10.5342	26.34	1152 Mavilidi, Aggeliki
339	21	11.80	1.7797	10.3970	25.99	771 Andersen, Tim
340	21	12.07	1.7399	10.1644	25.41	1265 Mangudadatu, Suharto
341	29	17.30	1.6763	9.7931	24.48	435 Tsuzmarova, Jelena
342	22	13.85	1.5884	9.2799	23.20	913 Breslawski, Joseph
343	18	11.37	1.5831	9.2487	23.12	948 Baraoidan, Norberto
344	20	13.44	1.4881	8.6936	21.73	93 SHAPIRA, TAL
345	22	15.37	1.4314	8.3622	20.91	434 Belyshev, Sergei
346	22	15.44	1.4249	8.3242	20.81	1195 Kelesis, Dimitrios
347	23	17.82	1.2907	7.5403	18.85	954 Pellicori, Stephen
348	8	6.47	1.2365	7.2236	18.06	1143 Manzoni, Cristiano
349	17	13.81	1.2310	7.1916	17.98	935 Li, Qing
350	9	8.78	1.0251	5.9885	14.97	940 Kovic, Josko
351	23	22.49	1.0227	5.9746	14.94	1224 Haritos, Ioannis
352	9	9.22	0.9761	5.7027	14.26	1116 Clausen, Torsten
353	6	6.16	0.9740	5.6904	14.23	556 Agustin, Kenneth Ray
354	10	11.63	0.8598	5.0233	12.56	779 Hansen, John Westgard
355	7	8.27	0.8464	4.9449	12.36	390 Nuernberg, Philipp
356	9	11.24	0.8007	4.6778	11.69	584 Hizon, Miguelito
357	8	10.63	0.7526	4.3967	10.99	580 Coseteng, Evelyn Jean
358	13	19.05	0.6824	3.9867	9.97	115 Sanders, Robert
359	9	16.09	0.5594	3.2678	8.17	259 Tang, Kam Tim
360	6	21.23	0.2826	1.6511	4.13	750 Fromajot, Philippe
361	0	0.00	0.0000	0.0000	0.00	25 Anastasiou, John
362	0	7.81	0.0000	0.0000	0.00	581 Cu, Sonny
363	0	0.00	0.0000	0.0000	0.00	1201 Mantzaridis, Christos
364	0	0.00	0.0000	0.0000	0.00	1209 Saouridou, Eleonora

STANDARD -- Overall Stage Results

IPSC World Shoot XVI

Printed October 10, 2011 at 22:39




Stage 2 --

	PTS	TIME	HIT FACTOR	STAGE POINTS	STAGE PERCENT	COMPETITOR # Name
1	40	7.46	5.3619	40.0000	100.00	558 Dionisio, Jethro
2	40	7.61	5.2562	39.2116	98.03	413 Koussev, Alexander
3	40	7.76	5.1546	38.4536	96.13	92 Monastirsky, Evgeny
4	38	7.49	5.0734	37.8478	94.62	1009 Bragg, Emanuel
5	39	7.82	4.9872	37.2046	93.01	850 Cifuentes, Edwin
6	39	7.84	4.9745	37.1097	92.77	658 Batki, Gyorgy
7	37	7.48	4.9465	36.9011	92.25	1015 MIGUEZ, BLAKE
8	40	8.24	4.8544	36.2136	90.53	763 Poiret, Jerome
9	38	8.08	4.7030	35.0842	87.71	1013 Podlesak, Roman
10	38	8.09	4.6972	35.0408	87.60	495 Maia Saldanha Junior, Jaime Roberto
11	37	8.07	4.5849	34.2032	85.51	996 Puente, Ted
12	39	8.63	4.5191	33.7126	84.28	9 Baigorria, Jorge Orlando
13	40	8.99	4.4494	33.1924	82.98	542 Gotamco, Jon Christopher
14	37	8.37	4.4205	32.9773	82.44	1096 PESCE, FABRIZIO
15	39	8.94	4.3624	32.5436	81.36	38 Maidwell, Troy Robert
16	39	8.98	4.3430	32.3987	81.00	527 Domingues Oliveira, Lucimar
17	37	8.53	4.3376	32.3587	80.90	816 Davoli, Fabio
18	37	8.54	4.3326	32.3208	80.80	1018 Butler, Taran
19	36	8.33	4.3217	32.2401	80.60	27 Gini, Sebastian Pedro
20	38	8.83	4.3035	32.1042	80.26	684 Simula, Salvatore
21	39	9.19	4.2437	31.6583	79.15	681 Silvera, Tullio
22	38	8.98	4.2316	31.5679	78.92	343 Jakob, Herbert
23	35	8.30	4.2169	31.4578	78.64	1002 Tomasie, Travis
24	35	8.31	4.2118	31.4200	78.55	1045 Stranz, Juergen
25	39	9.26	4.2117	31.4190	78.55	585 Lao, Alex
26	39	9.43	4.1357	30.8526	77.13	923 Dame, Mike
27	34	8.23	4.1312	30.8190	77.05	402 Midgley, Gregory
28	37	8.99	4.1157	30.7030	76.76	711 Forlani, Dario
29	38	9.29	4.0904	30.5145	76.29	491 Zander Lima, Igor
30	39	9.57	4.0752	30.4013	76.00	308 Jereb, Uros
31	38	9.35	4.0642	30.3187	75.80	146 Kolia, Muhammed
32	36	8.90	4.0449	30.1753	75.44	245 Backstrom, Mats O
33	38	9.45	4.0212	29.9979	74.99	230 Poikonen, Kristian
34	36	8.99	4.0044	29.8732	74.68	1047 Sweeney, Matthew
35	39	9.77	3.9918	29.7789	74.45	796 Birkjaer, Ulrik
36	33	8.32	3.9663	29.5889	73.97	1077 Post, Gottfried
37	36	9.09	3.9604	29.5446	73.86	414 Ganan, Manuel
38	39	9.89	3.9434	29.4176	73.54	924 Gagnon, Miguel
39	36	9.14	3.9387	29.3829	73.46	1006 Widla, Radoslaw
40	33	8.38	3.9379	29.3771	73.44	292 Buono, Mauricio
41	39	9.91	3.9354	29.3582	73.40	559 Martin, Wilfredo Jr
42	36	9.16	3.9301	29.3188	73.30	14 Siuniakou, Andrei

STANDARD -- Overall Stage Results

IPSC World Shoot XVI

Printed October 10, 2011 at 22:39



Stage 2 --

	PTS	TIME	HIT FACTOR	STAGE POINTS	STAGE PERCENT	COMPETITOR # Name
43	39	9.93	3.9275	29.2991	73.25	764 Gerard, Joel
44	37	9.43	3.9236	29.2704	73.18	396 Astroth, Marcus
45	38	9.72	3.9095	29.1646	72.91	401 Jaime, Juan Carlos
46	34	8.70	3.9080	29.1540	72.89	986 Liehne, Zdenek
47	35	8.96	3.9063	29.1406	72.85	10 Roitman, Patricio
48	37	9.51	3.8906	29.0242	72.56	12 Swierczek, Zbigniew
49	37	9.52	3.8866	28.9937	72.48	733 Morassut, Enrico
50	40	10.30	3.8835	28.9709	72.43	752 Bettarini, Varo
51	38	9.84	3.8618	28.8089	72.02	537 Cortes, Kevin
52	36	9.34	3.8544	28.7537	71.88	871 Hansen, Sean
53	36	9.37	3.8420	28.6617	71.65	1087 Papagrigoriou, Evangelos
54	39	10.17	3.8348	28.6077	71.52	728 Caroselli, Alberto
55	35	9.14	3.8293	28.5667	71.42	211 Patzen, Heinrich
56	38	9.94	3.8229	28.5191	71.30	576 Bernabe, Joseph
57	39	10.24	3.8086	28.4121	71.03	800 Djukovic, Marko
58	39	10.25	3.8049	28.3844	70.96	416 Cases, Antonio
59	39	10.26	3.8012	28.3567	70.89	811 Madsen, Bo Stampe
60	36	9.49	3.7935	28.2993	70.75	725 D'alessandro, Mauro
61	37	9.77	3.7871	28.2518	70.63	743 Commisso, Emanuele
62	39	10.33	3.7754	28.1646	70.41	877 Fisher, Randy
63	36	9.55	3.7696	28.1215	70.30	784 Gomez, Estuardo
64	35	9.30	3.7634	28.0753	70.19	415 Cervera, Manuel
65	34	9.06	3.7528	27.9956	69.99	220 Ruohonen, Tony
66	35	9.37	3.7353	27.8655	69.66	625 Carey, Peter
67	39	10.47	3.7249	27.7880	69.47	55 Kay, Ian Lawrence
68	34	9.18	3.7037	27.6296	69.07	775 Bettoni, Leonardo
69	39	10.56	3.6932	27.5511	68.88	148 Syversen, Lars
70	37	10.13	3.6525	27.2478	68.12	87 Mihajlovic, Zoran
71	38	10.42	3.6468	27.2054	68.01	313 Slim, Marcel
72	33	9.21	3.5831	26.7296	66.82	1048 Lim, Julian
73	37	10.35	3.5749	26.6686	66.67	285 Kamolwong, Somchai
74	37	10.38	3.5645	26.5915	66.48	666 Franca Filho, Silvio
75	37	10.43	3.5475	26.4640	66.16	1127 Vasileiou, Nikolaos
76	39	11.00	3.5455	26.4491	66.12	223 Kinnala, Jani
77	36	10.27	3.5054	26.1500	65.37	964 Sicotte, Pascal
78	36	10.27	3.5054	26.1500	65.37	702 Comert, Ergun
79	35	10.03	3.4895	26.0319	65.08	955 Penner, Scott
80	33	9.48	3.4810	25.9684	64.92	653 Woodhouse, Robert
81	36	10.35	3.4783	25.9478	64.87	615 Barnes, Michael
82	37	10.69	3.4612	25.8204	64.55	247 Lindstedt, Lars
83	36	10.58	3.4026	25.3837	63.46	834 Dahlman, Roland
84	37	10.93	3.3852	25.2534	63.13	776 Ostling, Mikael

STANDARD -- Overall Stage Results

IPSC World Shoot XVI

Printed October 10, 2011 at 22:39



Stage 2 --

	PTS	TIME	HIT FACTOR	STAGE POINTS	STAGE PERCENT	COMPETITOR # Name
85	33	9.76	3.3811	25.2234	63.06	119 Due, Dag Petter
86	40	11.84	3.3784	25.2027	63.01	41 Costa, Luis
87	36	10.67	3.3739	25.1696	62.92	120 Aarebraat, Per Arild
88	34	10.08	3.3730	25.1627	62.91	578 Castro, Rosendo Jr
89	36	10.68	3.3708	25.1461	62.87	314 Van Uitert, John
90	34	10.16	3.3465	24.9646	62.41	1069 Novak, Robert
91	40	11.97	3.3417	24.9290	62.32	1094 Zarubova, Marketa
92	34	10.20	3.3333	24.8667	62.17	1101 Sandberg, Jens
93	37	11.11	3.3303	24.8443	62.11	224 Marjonemi, Esa
94	36	10.85	3.3180	24.7521	61.88	770 Guillaume, Bertrand
95	36	10.91	3.2997	24.6159	61.54	347 Kraft, Herbert
96	35	10.62	3.2957	24.5857	61.46	273 Van Noord, Ruud
97	36	10.95	3.2877	24.5260	61.32	762 Boit, Julien
98	38	11.59	3.2787	24.4590	61.15	227 Alenius, Jouni
99	37	11.30	3.2743	24.4265	61.07	1070 Miguez, Steve
100	33	10.12	3.2609	24.3261	60.82	170 Karamitsos, Efthymios
101	25	7.67	3.2595	24.3155	60.79	355 Damm, Oliver
102	38	11.67	3.2562	24.2913	60.73	644 Dines, Phillip
103	35	10.75	3.2558	24.2884	60.72	378 Tutschke, Petra
104	36	11.07	3.2520	24.2602	60.65	828 Hansen, Gert Erling
105	37	11.43	3.2371	24.1487	60.37	849 Botticelli, Alessandro
106	34	10.51	3.2350	24.1332	60.33	693 Montera, Paolo
107	35	10.83	3.2318	24.1090	60.27	477 Nogueira Sette Bicalho, Carlos Eduardo
108	37	11.46	3.2286	24.0855	60.21	354 Jose Vaghi, Antonio
109	36	11.23	3.2057	23.9145	59.79	789 Correia, Paulo
110	36	11.24	3.2028	23.8932	59.73	62 Rolls, Kevin Keith
111	34	10.62	3.2015	23.8832	59.71	15 Gromov, Andrej
112	32	10.01	3.1968	23.8482	59.62	1022 Szaszi, Csaba
113	39	12.21	3.1941	23.8280	59.57	1064 Rogers, Randi
114	38	11.92	3.1879	23.7819	59.45	249 Quinn, Paddy
115	34	10.72	3.1716	23.6604	59.15	229 Borgstrom, Stefan
116	35	11.04	3.1703	23.6504	59.13	688 Bergami, Davide
117	34	10.73	3.1687	23.6384	59.10	830 Wolff, Ebbe
118	36	11.37	3.1662	23.6201	59.05	864 Margodt, Steve
119	37	11.69	3.1651	23.6116	59.03	516 Kastell, Peter
120	34	10.75	3.1628	23.5944	58.99	921 Strasser, Elisabeth
121	38	12.05	3.1535	23.5253	58.81	210 Engelbrecht, Hermanus
122	33	10.47	3.1519	23.5129	58.78	11 Pastor, Federico
123	40	12.72	3.1447	23.4591	58.65	197 Honkaselka, Raine
124	32	10.20	3.1373	23.4039	58.51	297 Andersson, Robert
125	40	12.82	3.1201	23.2761	58.19	287 Heyliger, Claudieus
126	38	12.19	3.1173	23.2551	58.14	496 Maia Saldanha, Jaime Roberto

STANDARD -- Overall Stage Results

IPSC World Shoot XVI

Printed October 10, 2011 at 22:39



Stage 2 --

	PTS	TIME	HIT FACTOR	STAGE POINTS	STAGE PERCENT	COMPETITOR # Name
127	35	11.25	3.1111	23.2089	58.02	468 Kressibucher, Peter
128	38	12.27	3.0970	23.1035	57.76	655 Fischer, Reinaldo
129	37	11.97	3.0911	23.0593	57.65	595 Aronis, Themistoklis
130	36	11.68	3.0822	22.9931	57.48	65 Friendship, Paul Gary
131	34	11.05	3.0769	22.9538	57.38	116 Birketvedt, Espen
132	32	10.40	3.0769	22.9538	57.38	726 Sklavis, Alexandros
133	34	11.07	3.0714	22.9124	57.28	251 Cheng, Tat Nang
134	39	12.70	3.0709	22.9087	57.27	506 Mariano Barbosa, Gabriel Garcia
135	37	12.07	3.0655	22.8683	57.17	265 Hoogduijn, Peter
136	39	12.73	3.0636	22.8547	57.14	607 Pible, Israelito
137	38	12.46	3.0498	22.7512	56.88	1007 Burzec, Wieslaw
138	34	11.23	3.0276	22.5859	56.46	102 Kjelvei, Olav Robert
139	25	8.32	3.0048	22.4159	56.04	406 Schuetz, Michael
140	38	12.65	3.0040	22.4095	56.02	1063 Nonaka, Tori
141	39	13.00	3.0000	22.3800	55.95	673 Dalmeida Arruda, Victor
142	36	12.03	2.9925	22.3242	55.81	231 Dahl, Mikael
143	39	13.23	2.9478	21.9909	54.98	235 Karin, Rami
144	36	12.22	2.9460	21.9771	54.94	105 Thompson, David
145	39	13.27	2.9390	21.9246	54.81	536 Bastian, Reynante
146	32	10.89	2.9385	21.9210	54.80	865 Saudemont, Tom
147	38	12.99	2.9253	21.8229	54.56	1088 Papadopoulos, Georgios
148	33	11.31	2.9178	21.7666	54.42	606 Gonzales, Dan
149	36	12.37	2.9103	21.7106	54.28	63 Fischer, Johanna Sophia
150	36	12.45	2.8916	21.5711	53.93	810 Mac-Namara, Fabian
151	37	12.81	2.8884	21.5472	53.87	156 Thorstensen, Christopher
152	35	12.13	2.8854	21.5251	53.81	136 Fremstad, Jon Terje
153	37	12.88	2.8727	21.4301	53.58	637 Giles, Claire
154	34	11.84	2.8716	21.4223	53.56	113 Mant, Patrick
155	34	11.84	2.8716	21.4223	53.56	769 Beaunier, Francois
156	32	11.19	2.8597	21.3333	53.33	158 Nakling, Hilde
157	35	12.24	2.8595	21.3317	53.33	18 Van Straaten, Andre Stefaan
158	36	12.59	2.8594	21.3312	53.33	33 Du Plooy, Eurika Susara
159	34	12.03	2.8263	21.0840	52.71	669 Pedlow, Andrew
160	38	13.45	2.8253	21.0766	52.69	317 Wigchert, Frank
161	32	11.36	2.8169	21.0141	52.54	1114 Dela Pena, Ramiro
162	38	13.59	2.7962	20.8595	52.15	222 Keskivali, Tiia
163	35	12.52	2.7955	20.8546	52.14	526 Abdul Nibi, Henrique
164	38	13.61	2.7921	20.8288	52.07	839 Lindberg, Henrik Have
165	22	7.88	2.7919	20.8274	52.07	232 Lento, Mika
166	37	13.30	2.7820	20.7534	51.88	525 Liongos, Christos
167	39	14.05	2.7758	20.7075	51.77	83 Greeff, Pieter Albert
168	37	13.34	2.7736	20.6912	51.73	1279 Muhlbacher, Hubert

STANDARD -- Overall Stage Results

IPSC World Shoot XVI

Printed October 10, 2011 at 22:39



Stage 2 --

	PTS	TIME	HIT FACTOR	STAGE POINTS	STAGE PERCENT	COMPETITOR # Name
169	37	13.36	2.7695	20.6602	51.65	98 Adam, Robert
170	37	13.46	2.7489	20.5067	51.27	79 Goncalves, Jose
171	39	14.34	2.7197	20.2887	50.72	765 Martin-Privat, Pierre
172	36	13.25	2.7170	20.2687	50.67	322 Holzapfel, Thomas Christia
173	40	14.87	2.6900	20.0672	50.17	482 Spatoulas, Ioannis
174	34	12.66	2.6856	20.0348	50.09	5 Kaufmanis, Eriks
175	40	14.95	2.6756	19.9599	49.90	976 Quinn, Mark
176	23	8.60	2.6744	19.9512	49.88	915 Burrell, Michael
177	33	12.36	2.6699	19.9175	49.79	783 Kuveljic, Dusan
178	36	13.58	2.6510	19.7761	49.44	88 Johansen, Olaf Nikolai
179	39	14.72	2.6495	19.7649	49.41	350 Noormets, Andy
180	33	12.47	2.6464	19.7418	49.35	818 Donnelly, Vernon
181	35	13.23	2.6455	19.7355	49.34	1004 Gawenda, Boguslaw
182	25	9.45	2.6455	19.7354	49.34	1253 O'Donovan, Sean
183	38	14.51	2.6189	19.5369	48.84	274 Plagge, Alexander
184	31	11.85	2.6160	19.5156	48.79	802 Duvivier, Cedric
185	39	14.94	2.6104	19.4739	48.68	484 Figoli, Edmundo Jose
186	38	14.61	2.6010	19.4031	48.51	104 Chan, Mario
187	33	12.90	2.5581	19.0837	47.71	749 Dumont, Jose
188	39	15.25	2.5574	19.0780	47.70	1005 Madajewski, Leszek
189	33	12.94	2.5502	19.0247	47.56	1104 Roumeliotakis, Konstantinos
190	37	14.70	2.5170	18.7769	46.94	1214 Spatoulas, Vasileios
191	36	14.33	2.5122	18.7411	46.85	541 Francisco, Raymundo
192	38	15.14	2.5099	18.7239	46.81	379 Dose, Klaus-Peter
193	23	9.18	2.5054	18.6906	46.73	831 JENSEN, RALF K
194	32	12.83	2.4942	18.6064	46.52	1257 Ballesteros, Antonio Oribe
195	37	14.90	2.4832	18.5248	46.31	101 Maidwell, Tara Louise
196	38	15.31	2.4820	18.5160	46.29	19 Jansen Van Vuuren, Abraham Carel
197	36	14.58	2.4691	18.4198	46.05	569 Mercader, Azurphanipal
198	25	10.14	2.4655	18.3925	45.98	209 Peacock, Justin James
199	33	13.54	2.4372	18.1817	45.45	1241 Stamenkvic, Zoran
200	30	12.31	2.4370	18.1803	45.45	1118 Syrogiannis, Alexandros
201	34	14.07	2.4165	18.0270	45.07	1245 Stettinisch, Rainer
202	33	13.73	2.4035	17.9301	44.83	962 Sanford, Ralph
203	29	12.10	2.3967	17.8793	44.70	166 Ostgaard, Haavard
204	28	11.69	2.3952	17.8683	44.67	632 Fitzgerald, John
205	36	15.04	2.3936	17.8564	44.64	328 Burkhart, Helmut
206	31	12.96	2.3920	17.8441	44.61	636 Dawson, Peter
207	37	15.47	2.3917	17.8423	44.61	35 Schmidt-Dumont, Jorn Peter
208	22	9.20	2.3913	17.8391	44.60	664 Buzzachera, Mafaldo
209	36	15.08	2.3873	17.8090	44.52	443 Gepperth, Friedrich
210	39	16.37	2.3824	17.7728	44.43	1212 Skoumpouris, Antonios

STANDARD -- Overall Stage Results

IPSC World Shoot XVI

Printed October 10, 2011 at 22:39




Stage 2 --

	PTS	TIME	HIT FACTOR	STAGE POINTS	STAGE PERCENT	COMPETITOR # Name
211	36	15.13	2.3794	17.7502	44.38	421 Wallroth, Marion
212	34	14.37	2.3660	17.6507	44.13	609 Roque, Mary Cristy
213	31	13.23	2.3432	17.4800	43.70	1130 Zaharioudakis, Mihail
214	23	9.93	2.3162	17.2790	43.20	812 Di Prospero, Mauro
215	38	16.56	2.2947	17.1184	42.80	89 Bratushkins, Arturs
216	32	13.99	2.2873	17.0636	42.66	1167 Giannakos, Konstantinos
217	30	13.20	2.2727	16.9545	42.39	617 Sabakova, Petra
218	34	15.00	2.2667	16.9093	42.27	430 Fernandez, Enrique
219	20	8.83	2.2650	16.8969	42.24	518 Guimaraes Ferreira, Mauro Thompson
220	18	7.97	2.2585	16.8482	42.12	288 Henriques, Orville
221	38	16.83	2.2579	16.8437	42.11	1129 Zafiridis, Sotirios
222	23	10.23	2.2483	16.7722	41.93	258 Kaewmuangpet, Narongsak
223	21	9.37	2.2412	16.7193	41.80	117 Ciesielski, Marcin
224	23	10.50	2.1905	16.3410	40.85	1243 Sioda, Geno Wieslaw
225	32	14.69	2.1784	16.2505	40.63	112 Cumming, David
226	30	13.90	2.1583	16.1007	40.25	1155 Chrysafidis, Dimitrios
227	37	17.16	2.1562	16.0851	40.21	1189 Kalfas, Haralambos
228	25	11.77	2.1240	15.8454	39.61	766 Weber, Didier
229	34	16.20	2.0988	15.6568	39.14	150 Evesque, Michel
230	22	10.50	2.0952	15.6305	39.08	394 Mangarov, Dimitar
231	37	17.66	2.0951	15.6297	39.07	577 Borro, Hilario
232	23	11.02	2.0871	15.5699	38.92	699 Bragagnolo, Max
233	32	15.34	2.0860	15.5619	38.90	1166 Fitatzis, Dimitrios
234	21	10.22	2.0548	15.3288	38.32	52 De Wet, Jacobus
235	23	11.21	2.0517	15.3060	38.26	589 Ongpauco, Tyrone
236	22	10.77	2.0427	15.2386	38.10	597 Berntsen, Jostein Cavite
237	19	9.32	2.0386	15.2082	38.02	453 Rivera, Edward
238	25	12.28	2.0358	15.1873	37.97	53 Keaney, Janis Mather
239	21	10.40	2.0192	15.0635	37.66	572 Yao, Eduardo
240	25	12.40	2.0161	15.0403	37.60	983 ZNAMENACEK, PETR
241	33	16.42	2.0097	14.9927	37.48	216 Du Toit, Cecilia
242	24	12.17	1.9721	14.7116	36.78	545 Gonzaga, Jannette
243	23	11.80	1.9492	14.5407	36.35	1025 Zils, Jevgenij
244	32	16.76	1.9093	14.2434	35.61	475 Trofimov, Nikolai
245	21	11.19	1.8767	14.0000	35.00	135 Nordgaard, Tor Olav
246	25	13.41	1.8643	13.9075	34.77	920 Gruber, Birgit
247	32	17.45	1.8338	13.6802	34.20	1159 Karalakis, Emmanouil
248	33	18.03	1.8303	13.6539	34.13	34 Viljoen, Enrico Pierre
249	32	17.50	1.8286	13.6411	34.10	1236 Kieninger, Stephanie
250	21	11.57	1.8150	13.5402	33.85	806 Munson, Lisa
251	32	17.66	1.8120	13.5176	33.79	13 Zaworski, Radoslaw
252	20	11.06	1.8083	13.4901	33.73	42 Rebelo, Jose

STANDARD -- Overall Stage Results

IPSC World Shoot XVI

Printed October 10, 2011 at 22:39



Stage 2 --

	PTS	TIME	HIT FACTOR	STAGE POINTS	STAGE PERCENT	COMPETITOR # Name
253	23	12.73	1.8068	13.4784	33.70	505 Macedo Filho, Edmundo Souza
254	23	12.81	1.7955	13.3942	33.49	143 Krako, Lene Olaug
255	21	11.74	1.7888	13.3441	33.36	880 Keehart, Deborah
256	37	21.11	1.7527	13.0753	32.69	659 Hatzipanagiotis, Peter
257	39	22.33	1.7465	13.0291	32.57	404 Pawlowsky, Maik
258	36	20.78	1.7324	12.9240	32.31	439 Rieber, Albert
259	21	12.13	1.7312	12.9151	32.29	403 Mohr, Uwe
260	19	11.02	1.7241	12.8621	32.16	1260 Vergos, Apostolos
261	20	11.65	1.7167	12.8069	32.02	457 Mihtiev, Krasimir
262	20	11.68	1.7123	12.7740	31.93	447 Lazaridi, Igor
263	19	11.39	1.6681	12.4442	31.11	277 Roopram, Kris
264	39	23.40	1.6667	12.4333	31.08	122 Tessem, Terje
265	23	13.86	1.6595	12.3795	30.95	253 Barentsen, Sasja
266	20	12.08	1.6556	12.3510	30.88	927 Hudson, Robbin
267	20	12.22	1.6367	12.2095	30.52	1199 Leontaridis, Pavlos
268	23	14.31	1.6073	11.9902	29.98	554 Silva Pereira, Nelson Jose
269	32	20.92	1.5296	11.4111	28.53	919 Aigner, Edeltraud
270	22	14.42	1.5257	11.3814	28.45	1120 Tsiavos, Themistoklis
271	19	12.54	1.5152	11.3030	28.26	957 Price, Stephen
272	26	17.23	1.5090	11.2571	28.14	1215 Stavrianakis, Vasileios
273	19	12.70	1.4961	11.1606	27.90	1065 Gudenja, Valeria
274	32	21.92	1.4599	10.8905	27.23	1150 Adamakopoulos, Theodoros
275	19	13.13	1.4471	10.7951	26.99	76 Selven, Lars
276	23	16.53	1.3914	10.3799	25.95	1235 Schuh, Sandra
277	16	12.08	1.3245	9.8808	24.70	40 Silva, Manuel
278	22	16.62	1.3237	9.8748	24.69	100 Redford, Melvyn
279	26	19.78	1.3145	9.8059	24.51	1163 Zaharopoulos, Myron
280	22	16.95	1.2979	9.6826	24.21	939 Korobkin, Anatoli
281	24	19.35	1.2403	9.2527	23.13	32 O'donovan, Sebella
282	19	15.49	1.2266	9.1504	22.88	476 Grilli, Cassio
283	23	19.71	1.1669	8.7052	21.76	329 Burkhart, Rita
284	21	18.33	1.1457	8.5466	21.37	1184 Efthimiou, Christos
285	15	13.33	1.1253	8.3946	20.99	876 Erickson, Rick
286	21	19.61	1.0709	7.9888	19.97	497 Santos Honorato, Jose
287	17	16.23	1.0474	7.8139	19.53	1262 Kakavoulas, Ioannis
288	8	7.96	1.0050	7.4975	18.74	683 Santarcangelo, Adriano Ciro
289	22	22.13	0.9941	7.4162	18.54	370 Rogmann, Juergen
290	21	21.17	0.9920	7.4001	18.50	1231 Evangelinos, Dino
291	15	15.24	0.9843	7.3425	18.36	553 Teixeira, Nilton Pita
292	10	10.97	0.9116	6.8004	17.00	424 Kuenzler, Oliver
293	7	7.99	0.8761	6.5357	16.34	1037 Richman, Mark
294	9	10.54	0.8539	6.3700	15.93	221 Kuisma, Mikko

STANDARD -- Overall Stage Results

IPSC World Shoot XVI

Printed October 10, 2011 at 22:39



Stage 2 --

	PTS	TIME	HIT FACTOR	STAGE POINTS	STAGE PERCENT	COMPETITOR # Name
295	21	24.73	0.8492	6.3348	15.84	103 Redford, Martin
296	13	16.93	0.7679	5.7283	14.32	891 Baldwin, Alastair
297	9	12.61	0.7137	5.3243	13.31	489 Faci, Caroline
298	7	10.14	0.6903	5.1499	12.87	1083 Tiberi, Marco
299	8	13.13	0.6093	4.5453	11.36	909 Garaev, Albert
300	9	14.94	0.6024	4.4940	11.23	588 Ongpauco, Ramon
301	9	17.69	0.5088	3.7954	9.49	225 Lokkila, Heidi
302	7	14.05	0.4982	3.7167	9.29	1112 Turkova, Eva
303	10	20.33	0.4919	3.6695	9.17	979 Clark, Paul
304	5	11.13	0.4492	3.3513	8.38	533 Belarmino, Benjamin Jr
305	20	45.65	0.4381	3.2683	8.17	142 Selven, Lasse Strand
306	7	17.09	0.4096	3.0556	7.64	480 Lima E Silva, Denise Maria
307	5	12.53	0.3990	2.9769	7.44	604 Kornaros, Nikolaos
308	6	18.03	0.3328	2.4825	6.21	1003 Koput, Jurand
309	5	15.08	0.3316	2.4735	6.18	218 Shawe, Karen
310	4	12.17	0.3287	2.4519	6.13	172 Takkumaki, Taisto
311	8	27.88	0.2869	2.1406	5.35	1161 Fragouli, Maria
312	4	14.76	0.2710	2.0217	5.05	1105 Roumeliotakis, Nikolaos
313	3	12.44	0.2412	1.7990	4.50	487 Misanovic, Dragan
314	5	34.22	0.1461	1.0900	2.73	1196 Kelesis, Christos
315	0	17.10	0.0000	0.0000	0.00	129 Weber, Nick
316	0	15.81	0.0000	0.0000	0.00	458 Kostadinov, Svetoslav
317	0	0.00	0.0000	0.0000	0.00	1248 Tzimas, Dimitrios
318	0	0.00	0.0000	0.0000	0.00	1102 Poutoglidis, Georgios
319	0	9.44	0.0000	0.0000	0.00	934 Nardi, Frank
320	0	0.00	0.0000	0.0000	0.00	1132 Iordanidis, Stavros
321	0	0.00	0.0000	0.0000	0.00	1221 Psaroudakis, Emmanouil
322	0	18.71	0.0000	0.0000	0.00	842 Alexiou, Ioannis
323	0	17.10	0.0000	0.0000	0.00	1227 Pavlidis, Polyvios
324	0	9.42	0.0000	0.0000	0.00	1191 Kardoulis, Spyridon
325	0	0.00	0.0000	0.0000	0.00	1247 Terstis, Markos
326	0	0.00	0.0000	0.0000	0.00	1213 Soumalevris, Konstantinos
327	0	0.00	0.0000	0.0000	0.00	1281 Gospodin, Zhelev
328	0	0.00	0.0000	0.0000	0.00	1223 Topouzis, Konstantinos

PRODUCTION -- Overall Stage Results

IPSC World Shoot XVI

Printed October 10, 2011 at 22:39




Stage 2 --

	PTS	TIME	HIT FACTOR	STAGE POINTS	STAGE PERCENT	COMPETITOR # Name
1	38	6.85	5.5474	40.0000	100.00	991 Mink, Matthew
2	40	7.86	5.0891	36.6948	91.74	523 Ragozin, Alexey
3	38	7.48	5.0802	36.6310	91.58	178 KAUNISTO, VESA
4	40	8.06	4.9628	35.7842	89.46	1082 Cadamuro, Denis
5	38	7.90	4.8101	34.6835	86.71	874 Drolet, Jean Philippe
6	40	8.33	4.8019	34.6244	86.56	31 Alba, Gabriel Fernand
7	38	7.96	4.7739	34.4221	86.06	411 Hristov, Rosen
8	38	8.03	4.7323	34.1220	85.31	857 ONSHIN, NIKOLAY
9	38	8.10	4.6914	33.8272	84.57	1026 Vinduska, Vaclav
10	38	8.10	4.6914	33.8272	84.57	888 TITOV, VLADIMIR
11	34	7.34	4.6322	33.4003	83.50	754 Moreira, Galo
12	38	8.26	4.6005	33.1719	82.93	295 De Abreu, Yhonny
13	40	8.75	4.5714	32.9624	82.41	985 Vogel, Robert
14	40	8.90	4.4944	32.4069	81.02	719 Brocanelli, Paolo
15	38	8.47	4.4864	32.3495	80.87	417 De Cobos, Eduardo
16	34	7.59	4.4796	32.3001	80.75	992 Stoeger, Ben
17	38	8.50	4.4706	32.2353	80.59	56 Nagy, Ernest
18	34	7.61	4.4678	32.2152	80.54	139 Skaarer, Even
19	36	8.07	4.4610	32.1659	80.41	947 Strader, Phil
20	36	8.12	4.4335	31.9678	79.92	833 Hagemann, Lars Bjarne
21	38	8.66	4.3880	31.6397	79.10	107 Montgomery, Peter
22	40	9.18	4.3573	31.4184	78.55	520 Lejano, Jeufro Emil
23	34	7.85	4.3312	31.2303	78.08	248 Karlsson, Peter
24	38	8.78	4.3280	31.2073	78.02	325 Ekstedt, Stefan
25	34	7.89	4.3093	31.0720	77.68	58 VYSNY, MARIAN
26	36	8.36	4.3062	31.0501	77.63	715 Riillo, Mario
27	38	8.89	4.2745	30.8211	77.05	418 Ibanez, Gorka
28	34	7.99	4.2553	30.6831	76.71	734 Zuccolo, Giovanni
29	36	8.49	4.2403	30.5747	76.44	1072 Reilly, Chad
30	38	9.02	4.2129	30.3769	75.94	716 BUTICCHI, EDOARDO ROBERTO
31	40	9.56	4.1841	30.1696	75.42	513 Binder, Thomas
32	34	8.20	4.1463	29.8973	74.74	756 Lavergne, Mathieu
33	36	8.75	4.1143	29.6662	74.17	1121 Tsimekas, Athanasios
34	40	9.74	4.1068	29.6120	74.03	549 Ishihara, Luis Henrique
35	38	9.26	4.1037	29.5896	73.97	809 Mondaca, Gabriel
36	34	8.29	4.1013	29.5727	73.93	419 Perez, Jose Vicente
37	32	7.81	4.0973	29.5438	73.86	180 Manni, Matti
38	34	8.32	4.0865	29.4661	73.67	772 Momcilovic, Ljubisa
39	36	8.82	4.0816	29.4307	73.58	374 Schmidt, Tino
40	38	9.31	4.0816	29.4307	73.58	859 Kryuchin, Nikita
41	40	9.83	4.0692	29.3409	73.35	69 Palka, Jan
42	40	9.90	4.0404	29.1334	72.83	1137 Koutantos, Emmanouil

PRODUCTION -- Overall Stage Results

IPSC World Shoot XVI

Printed October 10, 2011 at 22:39



Stage 2 --

	PTS	TIME	HIT FACTOR	STAGE POINTS	STAGE PERCENT	COMPETITOR # Name
43	36	8.94	4.0268	29.0357	72.59	448 Vericio De Oliveira, Allison
44	36	8.94	4.0268	29.0357	72.59	1271 Galo, Lara
45	34	8.48	4.0094	28.9101	72.28	307 Petrac, Robert
46	38	9.50	4.0000	28.8421	72.11	366 Gino, Leonardo Jr
47	34	8.52	3.9906	28.7744	71.94	937 King, Nick
48	34	8.53	3.9859	28.7407	71.85	334 Kummer, Patrick
49	38	9.55	3.9791	28.6911	71.73	720 Petrovic, Davor
50	34	8.65	3.9306	28.3420	70.85	59 HRNCIARIK, ANDREJ
51	36	9.20	3.9130	28.2151	70.54	799 Gyllenberg, Rasmus
52	38	9.73	3.9054	28.1603	70.40	412 Kostadinov, Plamen
53	34	8.77	3.8769	27.9541	69.89	353 Klimushev, Gustav
54	34	8.78	3.8724	27.9223	69.81	1073 Reiter, Gerald
55	36	9.32	3.8627	27.8518	69.63	613 Iacomini, Stefano
56	36	9.32	3.8627	27.8518	69.63	958 Ross, Jamieson
57	25	6.53	3.8285	27.6054	69.01	159 Kvarsnes, Hans Petter
58	32	8.36	3.8278	27.6001	69.00	707 Del Rosario, Giulio
59	38	9.93	3.8268	27.5932	68.98	745 Daguanel, Laetitia
60	32	8.37	3.8232	27.5671	68.92	819 Danilovich, Pavel
61	38	9.99	3.8038	27.4274	68.57	157 Lutcherath, Oystein
62	38	10.02	3.7924	27.3453	68.36	246 Svedberg, Peter
63	36	9.50	3.7895	27.3241	68.31	1111 Giancane, Giovanni
64	36	9.50	3.7895	27.3241	68.31	1146 Franjo, Nadj
65	38	10.03	3.7886	27.3180	68.30	1115 Ziebart, Friedrich
66	36	9.52	3.7815	27.2667	68.17	239 Reggeti, Andres
67	38	10.05	3.7811	27.2637	68.16	126 Hos, Ivan
68	36	9.56	3.7657	27.1526	67.88	233 Spevak, Stanislav
69	36	9.56	3.7657	27.1526	67.88	86 Janjusevic, Milorad
70	34	9.05	3.7569	27.0893	67.72	50 Quindi Vallerga, Gaston
71	38	10.13	3.7512	27.0484	67.62	803 Donot, Marc
72	38	10.17	3.7365	26.9420	67.35	836 Kisilev, Kirill
73	38	10.18	3.7328	26.9155	67.29	433 Josi, Oliver
74	40	10.76	3.7175	26.8049	67.01	1128 Dafnomilis, Polydoros
75	34	9.16	3.7118	26.7640	66.91	965 ZAPLETAL, MIROSLAV
76	38	10.28	3.6965	26.6537	66.63	184 Toikkanen, Janne
77	36	9.79	3.6772	26.5147	66.29	257 Sudhinaraset, Khanet
78	36	9.80	3.6735	26.4876	66.22	708 Piccioni, Mario
79	30	8.17	3.6720	26.4768	66.19	341 Humar, Martin
80	34	9.26	3.6717	26.4749	66.19	1119 Tzallas, Georgios
81	38	10.39	3.6574	26.3715	65.93	844 PICHUGIN, ALEXEY
82	36	9.85	3.6548	26.3532	65.88	832 Jensen, Christian D
83	36	9.89	3.6400	26.2466	65.62	91 TOIBIS, DOTAN
84	36	9.95	3.6181	26.0883	65.22	438 Papzien, Siegbert

PRODUCTION -- Overall Stage Results

IPSC World Shoot XVI

Printed October 10, 2011 at 22:39



Stage 2 --

	PTS	TIME	HIT FACTOR	STAGE POINTS	STAGE PERCENT	COMPETITOR # Name
85	40	11.07	3.6134	26.0543	65.14	502 Stettin, Andreas
86	38	10.55	3.6019	25.9716	64.93	1051 Goloski - Golob, Julie
87	34	9.45	3.5979	25.9426	64.86	368 Tayag, Diomari Ivan
88	38	10.58	3.5917	25.8979	64.74	6 Rutkauskas, Saulius
89	32	8.93	3.5834	25.8384	64.60	21 Hattingh, Diederik
90	38	10.62	3.5782	25.8004	64.50	1021 Sedy, Roman
91	40	11.18	3.5778	25.7979	64.49	633 Olsen, Kai Rino
92	40	11.19	3.5746	25.7749	64.44	169 Engan, Jon Arne
93	38	10.66	3.5647	25.7036	64.26	8 Grincenko, Vitalijus
94	38	10.68	3.5581	25.6554	64.14	1046 Stryc, Michael
95	32	9.02	3.5477	25.5806	63.95	455 Dimitrov, Milen
96	34	9.59	3.5454	25.5639	63.91	573 Anglo, Wilfredo
97	36	10.24	3.5156	25.3495	63.37	181 Kervinen, Ilkka
98	32	9.11	3.5126	25.3279	63.32	81 Jacobs, Jaco Kotze
99	36	10.26	3.5088	25.3001	63.25	291 Rasmussen, Per-Ola
100	38	10.83	3.5088	25.3001	63.25	428 Darias, Buenaventura
101	36	10.27	3.5054	25.2755	63.19	807 Servodio, Francesco
102	32	9.13	3.5049	25.2724	63.18	445 Hubli, Pascal
103	34	9.72	3.4979	25.2220	63.06	356 Haben, Joerg
104	36	10.31	3.4918	25.1774	62.94	420 Van Essen, Olaf
105	36	10.31	3.4918	25.1774	62.94	1142 Sakellaris, Fotios
106	32	9.18	3.4858	25.1347	62.84	242 Dokter, Gerrit
107	30	8.61	3.4843	25.1238	62.81	293 Messulam, Daniel
108	32	9.25	3.4595	24.9445	62.36	306 Brezovnik, Slavko
109	38	10.99	3.4577	24.9318	62.33	298 Ekstrand, Fredrik
110	34	9.86	3.4483	24.8639	62.16	904 Nemykin, Mikhail
111	40	11.62	3.4423	24.8211	62.05	1267 Kondruch, Anatoliy
112	36	10.48	3.4351	24.7690	61.92	488 Efimov, Evgeny
113	38	11.08	3.4296	24.7292	61.82	301 Ulapathorn, Pornpong
114	32	9.41	3.4006	24.5204	61.30	814 Klikovac, Dragan
115	38	11.18	3.3989	24.5080	61.27	256 Tangpojthavipol, Voravudh
116	34	10.01	3.3966	24.4913	61.23	1256 Rafael Salvador, Ines
117	32	9.44	3.3898	24.4425	61.11	823 Myshelov, Sergey
118	32	9.53	3.3578	24.2116	60.53	747 Baculard, Patrick
119	40	11.92	3.3557	24.1964	60.49	1154 Hamlatzis, Alexandros
120	34	10.16	3.3465	24.1297	60.32	757 Sagon, Aurelien
121	38	11.36	3.3451	24.1197	60.30	182 Maunula, Hannu
122	30	8.97	3.3445	24.1155	60.29	821 GUSHCHINA, MARIA
123	32	9.57	3.3438	24.1104	60.28	907 NIKOLAEVA, SVETLANA
124	36	10.80	3.3333	24.0351	60.09	346 Koch, Robert
125	38	11.40	3.3333	24.0351	60.09	837 Elkin, Alexander
126	36	10.80	3.3333	24.0351	60.09	899 RUDOV, ALEXANDER

PRODUCTION -- Overall Stage Results

IPSC World Shoot XVI

Printed October 10, 2011 at 22:39



Stage 2 --

	PTS	TIME	HIT FACTOR	STAGE POINTS	STAGE PERCENT	COMPETITOR # Name
127	38	11.41	3.3304	24.0140	60.04	319 Dzuho, Elvir
128	34	10.21	3.3301	24.0115	60.03	1149 SAVKOVIC, JELENA
129	36	10.82	3.3272	23.9907	59.98	509 Pesek, Damijan
130	36	10.83	3.3241	23.9685	59.92	30 Savarino, Juan Pablo
131	36	10.85	3.3180	23.9243	59.81	474 Peterson, Urmas
132	36	10.87	3.3119	23.8803	59.70	386 Wiegand, Max
133	34	10.28	3.3074	23.8480	59.62	721 Vukojevic, Dejan
134	36	10.94	3.2907	23.7275	59.32	722 Gruzmanov, Konstantin
135	38	11.59	3.2787	23.6411	59.10	1206 Opsimos, Anestis
136	38	11.62	3.2702	23.5800	58.95	970 Fedorchuk, Oleksandr
137	25	7.65	3.2680	23.5638	58.91	760 Veziat, Pierre
138	36	11.04	3.2609	23.5126	58.78	302 Chomrit, Chalernpol
139	30	9.20	3.2609	23.5126	58.78	351 Tochilin, Pavel
140	36	11.08	3.2491	23.4277	58.57	631 Giannella, Patrizia
141	30	9.27	3.2362	23.3350	58.34	795 Romer, Jack
142	34	10.51	3.2350	23.3262	58.32	875 Engh, Rob
143	34	10.52	3.2319	23.3040	58.26	1232 Salamon, Timea
144	32	9.91	3.2291	23.2832	58.21	781 De Sanctis, Maurizio Raffae
145	34	10.53	3.2289	23.2819	58.20	885 Barinova, Mira
146	38	11.77	3.2285	23.2795	58.20	82 Betts, Alan
147	40	12.40	3.2258	23.2598	58.15	205 Roos, Gunnar
148	34	10.57	3.2167	23.1937	57.98	362 Reinecke, Alfred
149	34	10.59	3.2106	23.1499	57.87	335 Kummer, Steven
150	36	11.23	3.2057	23.1148	57.79	4 Zdzitowiecki, Andrzej
151	38	11.88	3.1987	23.0640	57.66	1131 Iliopoulos, Georgios
152	30	9.40	3.1915	23.0123	57.53	1133 Kalonikidis, Aristidis
153	34	10.68	3.1835	22.9549	57.39	868 Khomenko, Viacheslav
154	38	11.96	3.1773	22.9097	57.27	723 MOSOLKOV, DMITRY
155	34	10.71	3.1746	22.8906	57.23	787 Vanreusel, Philippe
156	34	10.72	3.1716	22.8692	57.17	841 Vujovic, Nikola
157	38	11.99	3.1693	22.8524	57.13	654 Lourenco Gomesfilho, Roberto
158	36	11.38	3.1634	22.8101	57.03	932 Milburn, Clint
159	38	12.04	3.1561	22.7575	56.89	67 Makuka, Lubomir
160	36	11.45	3.1441	22.6707	56.68	524 Maric, Hrvoje
161	34	10.82	3.1423	22.6578	56.64	822 Gushchin, Mikhail
162	34	10.85	3.1336	22.5952	56.49	1122 Heropoulos, Stefanos
163	38	12.14	3.1301	22.5700	56.43	108 Spence, Martyn
164	30	9.59	3.1283	22.5564	56.39	1238 Kwiecien, Stanislaw
165	34	10.88	3.1250	22.5329	56.33	57 Fedor, Marian
166	36	11.55	3.1169	22.4744	56.19	422 Petkova, Kristina
167	34	10.94	3.1079	22.4093	56.02	758 Gassama, Gabriel
168	32	10.33	3.0978	22.3366	55.84	121 Venditti, Daniele

PRODUCTION -- Overall Stage Results

IPSC World Shoot XVI

Printed October 10, 2011 at 22:39



Stage 2 --

	PTS	TIME	HIT FACTOR	STAGE POINTS	STAGE PERCENT	COMPETITOR # Name
169	40	12.92	3.0960	22.3236	55.81	514 Fricker, Claudia
170	32	10.36	3.0888	22.2719	55.68	975 Milyukov, Alexander
171	34	11.03	3.0825	22.2265	55.57	854 CHEREPOV, ALEXEY
172	34	11.09	3.0658	22.1062	55.27	611 Sy, Anthony
173	36	11.84	3.0405	21.9239	54.81	780 Larsen, Soren
174	36	11.85	3.0380	21.9054	54.76	3 Kazanskis, Marius
175	36	11.87	3.0329	21.8685	54.67	790 Borges, Bruno
176	40	13.20	3.0303	21.8501	54.63	889 Markov, Alexander
177	34	11.23	3.0276	21.8306	54.58	29 Bektemiroy, Rinat
178	34	11.24	3.0249	21.8112	54.53	727 Toia, Adalberto
179	25	8.28	3.0193	21.7709	54.43	49 Avinceta, Edgardo Ramon
180	34	11.27	3.0169	21.7531	54.38	1266 Sladin, Damir
181	30	9.98	3.0060	21.6749	54.19	968 Smith, James
182	34	11.33	3.0009	21.6379	54.09	753 Moncada, Flavio
183	32	10.84	2.9520	21.2857	53.21	863 RUDOV, SERGEY
184	40	13.61	2.9390	21.1918	52.98	60 Diaz Diaz, Juan Jose
185	32	10.89	2.9385	21.1880	52.97	357 Lentz, Arne
186	36	12.26	2.9364	21.1728	52.93	280 Burchuladze, Nikolai
187	38	12.99	2.9253	21.0931	52.73	641 Hagiantoniou, Stavros
188	21	7.18	2.9248	21.0893	52.72	746 Guichard, Louis
189	34	11.63	2.9235	21.0798	52.70	1062 Dimaculangan, Lee
190	34	11.64	2.9210	21.0617	52.65	68 Penov, Anton
191	30	10.31	2.9098	20.9812	52.45	840 Radovic, Zarko
192	34	11.75	2.8936	20.8645	52.16	183 Kakkonen, Pekka
193	34	11.77	2.8887	20.8290	52.07	28 Prieto, Marcelo German
194	32	11.08	2.8881	20.8246	52.06	127 Dunkley, Robert
195	38	13.21	2.8766	20.7419	51.85	318 Ceric, Suad
196	36	12.52	2.8754	20.7331	51.83	137 Tonnessen, Erik
197	34	11.84	2.8716	20.7059	51.76	843 Martin, Eric
198	32	11.17	2.8648	20.6568	51.64	296 Johannesson, Stefan
199	34	11.89	2.8595	20.6188	51.55	294 Brodski, Dmitri
200	34	11.90	2.8571	20.6015	51.50	437 Teever, Jevgeni
201	30	10.51	2.8544	20.5819	51.45	1273 Fjodorov, Andrei
202	36	12.62	2.8526	20.5689	51.42	847 Berdnikov, Sergey
203	34	11.92	2.8523	20.5669	51.42	199 Bjurstrom, Jan Petter
204	36	12.73	2.8280	20.3911	50.98	260 Van Der Lende, Frank
205	30	10.62	2.8249	20.3687	50.92	71 Czocher, Mikulas
206	30	10.65	2.8169	20.3113	50.78	709 Avoledo, Manuele
207	32	11.41	2.8046	20.2223	50.56	1190 Karapidakis, Marinos
208	32	11.42	2.8021	20.2046	50.51	1276 Nagirnyak, Yuriy
209	34	12.18	2.7915	20.1279	50.32	972 Braginsky, Igor
210	32	11.48	2.7875	20.0990	50.25	856 SHUSHPANOVA, ELIZAVETA

PRODUCTION -- Overall Stage Results

IPSC World Shoot XVI

Printed October 10, 2011 at 22:39



Stage 2 --

	PTS	TIME	HIT FACTOR	STAGE POINTS	STAGE PERCENT	COMPETITOR # Name
211	34	12.21	2.7846	20.0785	50.20	912 Kurbatskikh, Vasiliy
212	32	11.51	2.7802	20.0466	50.12	444 Meichtry, Markus
213	36	12.95	2.7799	20.0447	50.11	217 Du Toit, Daniel
214	38	13.67	2.7798	20.0439	50.11	678 Yamaguchi, Yukio
215	34	12.30	2.7642	19.9315	49.83	315 Verhulst, Hans
216	32	11.69	2.7374	19.7380	49.34	963 Sarantis, Paul
217	25	9.14	2.7352	19.7224	49.31	869 Stepanov, Oleg
218	36	13.19	2.7293	19.6800	49.20	1204 Nikolouzos, Spyridon
219	34	12.46	2.7287	19.6756	49.19	860 Kryuchin, Konstantin
220	38	14.22	2.6723	19.2686	48.17	493 Oliveira Farias, Jean Ransley
221	26	9.78	2.6585	19.1691	47.92	1244 Terzic, Milan
222	32	12.07	2.6512	19.1166	47.79	462 Michel, Walter
223	28	10.60	2.6415	19.0467	47.62	1147 Benazic, Zoran
224	30	11.49	2.6110	18.8264	47.07	478 Fonseca Da Matta, Carlos Eduardo
225	32	12.30	2.6016	18.7591	46.90	557 Alejandro, Bernardo Mari V
226	30	11.54	2.5997	18.7449	46.86	66 Sabaka, Miroslav
227	25	9.72	2.5720	18.5456	46.36	1280 Flores, Juan Paulo
228	28	10.92	2.5641	18.4885	46.22	582 Cua, Rodolfo Jr
229	30	11.71	2.5619	18.4727	46.18	815 Plateus, Raymond
230	26	10.18	2.5540	18.4159	46.04	78 Steiner, Yoram
231	36	14.11	2.5514	18.3968	45.99	1099 Lee, Nelson
232	36	14.13	2.5478	18.3708	45.93	110 Guest, Graham
233	36	14.14	2.5460	18.3578	45.89	466 Reich, Rolf
234	32	12.61	2.5377	18.2979	45.74	165 Jolma-Stensland, Roy Agir
235	38	14.99	2.5350	18.2789	45.70	97 Molland, Frode
236	32	12.64	2.5316	18.2545	45.64	312 Schouwink, Peter
237	23	9.11	2.5247	18.2044	45.51	179 Nousiainen, Lauri
238	34	13.47	2.5241	18.2003	45.50	352 Klimushev, Vladimir
239	40	15.87	2.5205	18.1740	45.43	149 Mortveit, John Gaute
240	30	11.97	2.5063	18.0715	45.18	1165 Tasigiorgos, Panagiotis
241	36	14.37	2.5052	18.0639	45.16	956 Price, Jon
242	36	14.38	2.5035	18.0514	45.13	7 Kutra, Vaidotas
243	21	8.41	2.4970	18.0049	45.01	1001 Garcia, Frank
244	32	12.90	2.4806	17.8866	44.72	960 Sahni, Simar
245	21	8.47	2.4793	17.8773	44.69	686 Torgashov, Pavel
246	34	13.73	2.4763	17.8556	44.64	629 Samoniuk, Aleksandr
247	25	10.13	2.4679	17.7950	44.49	867 Potapenko, Evgeny
248	34	13.83	2.4584	17.7265	44.32	75 Solheim Schei, Fredrik
249	32	13.03	2.4559	17.7081	44.27	705 Vlasyev, Dmitry
250	19	7.75	2.4516	17.6774	44.19	90 Steiner, Aldar
251	21	8.65	2.4277	17.5053	43.76	567 Heller, Peter
252	21	8.72	2.4083	17.3648	43.41	1098 Gambrell, Jeff

PRODUCTION -- Overall Stage Results

IPSC World Shoot XVI

Printed October 10, 2011 at 22:39



Stage 2 --

	PTS	TIME	HIT FACTOR	STAGE POINTS	STAGE PERCENT	COMPETITOR # Name
253	34	14.13	2.4062	17.3502	43.38	755 Sajot, Roberto
254	25	10.44	2.3946	17.2666	43.17	80 Loock, Paul
255	30	12.54	2.3923	17.2501	43.13	1192 Karoumbalis, George
256	28	11.82	2.3689	17.0808	42.70	824 Perfiliev, Oleg
257	36	15.20	2.3684	17.0776	42.69	855 Kaurov, Oleg
258	40	16.99	2.3543	16.9759	42.44	774 Deyneko, Dmitry
259	32	13.73	2.3307	16.8053	42.01	1103 Ragias, Konstantinos
260	36	15.46	2.3286	16.7904	41.98	1181 Glavopoulos, Christos
261	34	14.70	2.3129	16.6774	41.69	1272 Denishchuk, Andrei
262	26	11.25	2.3111	16.6643	41.66	858 Bykova, Elena
263	36	15.63	2.3033	16.6077	41.52	472 Ditzler, Roger
264	36	15.65	2.3003	16.5865	41.47	1277 Kolobov, Aleksey
265	30	13.19	2.2745	16.4000	41.00	473 Budarny, Anton
266	25	11.08	2.2563	16.2692	40.67	538 Jorge, Ma Inez
267	34	15.21	2.2354	16.1182	40.30	761 Viaud, Jean-Michel
268	32	14.43	2.2176	15.9901	39.98	99 Chamberlain, Ian
269	32	14.50	2.2069	15.9129	39.78	207 Rundgren, Eddie
270	28	12.76	2.1944	15.8225	39.56	944 Buhayenka, Aliaksandr
271	23	10.66	2.1576	15.5574	38.89	729 Rutigliano, Nicola
272	32	14.84	2.1563	15.5483	38.87	817 Radcliffe, Tony
273	32	14.88	2.1505	15.5065	38.77	252 Lacle, Kenneth
274	23	10.75	2.1395	15.4272	38.57	43 Karosas, Linas
275	34	15.90	2.1384	15.4187	38.55	377 Terving, Armin
276	38	17.88	2.1253	15.3244	38.31	436 Kalme, Artur
277	32	15.08	2.1220	15.3009	38.25	1216 Tsangaropoulos, Charalambos
278	32	15.20	2.1053	15.1801	37.95	177 Broman, Ville
279	30	14.30	2.0979	15.1270	37.82	663 Perim, Rodrigo
280	34	16.21	2.0975	15.1239	37.81	561 Cabuling, Ronello
281	21	10.09	2.0813	15.0070	37.52	1100 Stobbe, Markus
282	26	12.55	2.0717	14.9381	37.35	427 Burkhalter, Christine
283	30	14.54	2.0633	14.8773	37.19	1061 Leatham, Kippi
284	30	14.56	2.0604	14.8569	37.14	884 Miasnikov, Andrei
285	32	15.76	2.0305	14.6407	36.60	204 Owe, Geir
286	21	10.42	2.0154	14.5318	36.33	928 Lomax, Larry
287	23	11.64	1.9759	14.2476	35.62	1275 Karpenko, Valerii
288	21	10.68	1.9663	14.1780	35.45	1178 Psaroudakis, Kosmas
289	21	10.75	1.9535	14.0857	35.21	570 Torrevillas, Daniel
290	19	9.75	1.9487	14.0513	35.13	440 Schwarz, Florian
291	34	17.64	1.9274	13.8978	34.74	598 Silva Brum, Vagner Carlos
292	23	12.18	1.8883	13.6159	34.04	1086 Panagopoulos, Stavros
293	34	18.05	1.8837	13.5822	33.96	1211 Skouvaklis, Alexandros
294	34	18.31	1.8569	13.3893	33.47	544 Gasic, Andrea

PRODUCTION -- Overall Stage Results

IPSC World Shoot XVI

Printed October 10, 2011 at 22:39



Stage 2 --

	PTS	TIME	HIT FACTOR	STAGE POINTS	STAGE PERCENT	COMPETITOR # Name
295	19	10.24	1.8555	13.3789	33.45	226 Kotziadimos, Thomas
296	23	12.42	1.8519	13.3528	33.38	70 Kaczova, Miriam
297	19	10.40	1.8269	13.1731	32.93	531 Salomao Neto, Pedro
298	17	9.45	1.7989	12.9713	32.43	969 Tautiev, Zaur
299	34	18.98	1.7914	12.9166	32.29	945 Zieper, Warren
300	15	8.39	1.7878	12.8913	32.23	95 Dudukal, Viktor
301	19	10.63	1.7874	12.8881	32.22	17 Hopper, Robert Michael
302	30	17.10	1.7544	12.6500	31.63	967 Shevchenko, Sergii
303	21	12.06	1.7413	12.5556	31.39	640 Hagiantoniou, Savvas
304	19	10.97	1.7320	12.4886	31.22	339 Hvalec, Maksimiljan
305	15	8.73	1.7182	12.3892	30.97	1259 Van Hof, Patrick
306	34	19.79	1.7180	12.3880	30.97	1124 Sulga, Marius
307	17	10.00	1.7000	12.2579	30.64	643 Jankovic, Nebojsa
308	17	10.00	1.7000	12.2579	30.64	878 Papadhopulli, Nikolin
309	30	17.79	1.6863	12.1594	30.40	820 Kulishov, Andrey
310	25	14.90	1.6779	12.0982	30.25	618 Filolias, Dimitrios
311	23	13.73	1.6752	12.0788	30.20	483 Stavrakidis, Konstantinos
312	19	11.37	1.6711	12.0493	30.12	710 Norero, Maurizio
313	34	20.40	1.6667	12.0175	30.04	881 VASILYEVA, VERA
314	15	9.02	1.6630	11.9909	29.98	1011 Hobdell, Angus
315	26	15.64	1.6624	11.9868	29.97	161 Holst, Einar Johan
316	19	11.48	1.6551	11.9338	29.83	773 Subasic, Snezana
317	23	13.96	1.6476	11.8798	29.70	845 Sinichnikov, Vladimir
318	21	12.88	1.6304	11.7563	29.39	162 Vetrov, Mikhail
319	17	10.46	1.6252	11.7188	29.30	16 Rozhkov, Artem
320	28	17.23	1.6251	11.7176	29.29	882 Brozovskiy, Dmitry
321	21	12.93	1.6241	11.7108	29.28	704 Plotnikov, Alexander
322	19	11.71	1.6225	11.6994	29.25	344 Kelterbaum, Reinhard
323	21	13.15	1.5970	11.5149	28.79	535 Tamayo, Grace
324	17	10.71	1.5873	11.4453	28.61	316 Steiger, Thomas
325	15	9.73	1.5416	11.1159	27.79	1053 Dunivin, Sara
326	23	15.13	1.5202	10.9611	27.40	507 Oliveira Ribas, Heraldo Sergio
327	32	21.57	1.4835	10.6971	26.74	499 Lobo Rodrigues, Jahir
328	21	14.53	1.4453	10.4213	26.05	973 Gushchyn, Borys
329	21	15.61	1.3453	9.7003	24.25	870 Gaisin, Ruslan
330	15	11.45	1.3100	9.4461	23.62	228 Kaunisto, Esa
331	19	14.55	1.3058	9.4158	23.54	1169 Politakis, Lazaros
332	19	14.76	1.2873	9.2818	23.20	138 Eide, Nils Einar
333	23	18.46	1.2459	8.9839	22.46	262 Doubrovski, Leonid
334	19	15.81	1.2018	8.6654	21.66	901 KARCHEV, OLEG
335	19	16.09	1.1809	8.5146	21.29	153 Larsen, Gjermund
336	32	27.82	1.1503	8.2939	20.73	74 Askeland, Chris

PRODUCTION -- Overall Stage Results

IPSC World Shoot XVI

Printed October 10, 2011 at 22:39



Stage 2 --

	PTS	TIME	HIT FACTOR	STAGE POINTS	STAGE PERCENT	COMPETITOR # Name
337	15	13.09	1.1459	8.2626	20.66	155 Nilsen, Bengt
338	17	14.84	1.1456	8.2600	20.65	861 ERMOLAEV, EVGENY
339	30	26.71	1.1232	8.0987	20.25	128 Dunkley, Denise
340	15	13.36	1.1228	8.0957	20.24	662 Von Gerhardt, Brendan
341	36	32.61	1.1040	7.9601	19.90	84 Storhaug, Leif Inge
342	32	29.86	1.0717	7.7273	19.32	106 Smyth, Samuel Paul
343	15	14.15	1.0601	7.6437	19.11	1138 Pardis, Nikolaos
344	15	14.18	1.0578	7.6275	19.07	953 Athanasopoulos, Labros
345	19	18.74	1.0139	7.3106	18.28	73 Flugstad, Lars Christian
346	15	14.85	1.0101	7.2834	18.21	1203 Behtsoudis, Apostolos
347	15	15.02	0.9987	7.2009	18.00	1269 Vapanen, Marja
348	10	10.42	0.9597	6.9199	17.30	892 Chernenko, Anastasia
349	28	30.46	0.9192	6.6282	16.57	479 Tarcizio Dos Reis, Celio
350	13	14.26	0.9116	6.5734	16.43	1249 Dragovic, Vojislav
351	15	18.20	0.8242	5.9427	14.86	1183 Exarchos, Konstantinos
352	28	34.85	0.8034	5.7932	14.48	1220 Chasogia, Efstathia
353	6	8.25	0.7273	5.2440	13.11	456 Markov, Metodi
354	28	41.02	0.6826	4.9219	12.30	922 Collins, Jeff
355	8	12.51	0.6395	4.6110	11.53	1059 Reese, Maggie
356	15	24.81	0.6046	4.3594	10.90	1264 Tsangarakis, Antonios
357	8	14.24	0.5618	4.0509	10.13	201 Lindblad, Bjorn Terje
358	11	19.73	0.5575	4.0201	10.05	1270 Rudenko, Alexey
359	6	10.78	0.5566	4.0133	10.03	1145 Gvozdanovic, Dubravko
360	17	33.66	0.5051	3.6417	9.10	676 Romcy, Waleska
361	8	16.72	0.4785	3.4500	8.63	914 Bryson, Cheryl
362	6	13.98	0.4292	3.0946	7.74	1274 Oskirko, Sergei
363	6	15.87	0.3781	2.7261	6.82	512 Takayanagui, Kazuo
364	8	22.05	0.3628	2.6161	6.54	160 Andersen, Marius Wigen
365	4	12.41	0.3223	2.3241	5.81	852 Tasset, Andre
366	6	19.55	0.3069	2.2129	5.53	628 Perfileva, Irina
367	4	15.87	0.2520	1.8174	4.54	759 Merchica, Philippe
368	4	16.00	0.2500	1.8026	4.51	1187 Ivantsos, Stefanos
369	8	36.73	0.2178	1.5705	3.93	321 Benthien, Horst
370	2	10.98	0.1821	1.3134	3.28	777 Schon, Marianne
371	4	26.32	0.1520	1.0958	2.74	1179 Voudiklari, Niki
372	2	13.51	0.1480	1.0674	2.67	236 Venmore, James Earl
373	2	16.10	0.1242	0.8957	2.24	299 Seeto, Roderick
374	0	24.64	0.0000	0.0000	0.00	114 West, Roye
375	0	12.74	0.0000	0.0000	0.00	381 Holloway, Joe
376	0	9.14	0.0000	0.0000	0.00	1106 Samaritakis, Emmanouil
377	0	11.95	0.0000	0.0000	0.00	813 Stangvik, Kent
378	0	17.03	0.0000	0.0000	0.00	1234 Al Shamsi, Rubayae

PRODUCTION -- Overall Stage Results

IPSC World Shoot XVI

Printed October 10, 2011 at 22:39



Stage 2 --

	PTS	TIME	HIT FACTOR	STAGE POINTS	STAGE PERCENT	COMPETITOR # Name
379	0	0.00	0.0000	0.0000	0.00	1222 Efentakis, Emmanouil
380	0	14.49	0.0000	0.0000	0.00	1242 Gibney, Jim
381	0	9.89	0.0000	0.0000	0.00	971 Mecwel, Przemyslaw

MODIFIED -- Overall Stage Results**IPSC World Shoot XVI**

Printed October 10, 2011 at 22:39

**Stage 2 --**

	PTS	TIME	HIT FACTOR	STAGE POINTS	STAGE PERCENT	COMPETITOR # Name
1	37	6.86	5.3936	40.0000	100.00	805 Helan, Vit
2	37	6.94	5.3314	39.5389	98.85	1036 Vidanes, Jojo
3	39	7.69	5.0715	37.6115	94.03	492 Coelho Martins, Ildeu Heller
4	39	7.80	5.0000	37.0811	92.70	592 Dela Cruz, Lazaro Jr
5	38	7.67	4.9544	36.7427	91.86	724 Volpe, Oronzo
6	39	7.95	4.9057	36.3814	90.95	879 Leatham, Rob
7	37	7.63	4.8493	35.9633	89.91	529 Silveira Boaventura, Leandro
8	37	7.68	4.8177	35.7292	89.32	672 Taramelli, Nicolas
9	38	7.98	4.7619	35.3153	88.29	599 Mura, Gavino
10	34	7.19	4.7288	35.0697	87.67	1030 Henes, Zdenek
11	37	7.83	4.7254	35.0447	87.61	464 Flass, Juergen
12	38	8.06	4.7146	34.9648	87.41	717 Vezzoli, Roberto
13	39	8.28	4.7101	34.9315	87.33	522 Uygongco, Nelson
14	37	7.96	4.6482	34.4724	86.18	1049 Dueck, Barry
15	36	7.96	4.5226	33.5407	83.85	449 Oliveira Ribas, Augusto Sergio
16	38	8.47	4.4864	33.2723	83.18	451 Panganiban, Christopher
17	38	8.70	4.3678	32.3927	80.98	336 Lange, Bernd
18	36	8.25	4.3636	32.3617	80.90	532 Morales, Jerome Jovanne
19	39	9.01	4.3285	32.1013	80.25	1035 Stedman, Roy
20	39	9.19	4.2437	31.4725	78.68	1033 Horinek, Milos
21	36	8.55	4.2105	31.2262	78.07	712 Sideri, Corrado
22	38	9.16	4.1485	30.7660	76.91	429 Garcia, Antonio
23	39	9.42	4.1401	30.7041	76.76	372 Schaefer, Markus
24	35	8.64	4.0509	30.0425	75.11	718 Cerrato, Davide
25	24	6.05	3.9669	29.4197	73.55	452 Papa, Enrico
26	34	9.07	3.7486	27.8006	69.50	471 Arendt, Benjamin
27	36	9.71	3.7075	27.4958	68.74	731 Patria, Giorgio
28	37	10.01	3.6963	27.4126	68.53	340 Dvojmoc, Ludwig
29	37	10.03	3.6889	27.3579	68.39	1092 Stylianakis, Konstantinos
30	37	10.29	3.5957	26.6667	66.67	552 Figueiredo Cortes, Moacyrcaldonazi
31	33	9.65	3.4197	25.3612	63.40	176 Anttila, Janne
32	37	10.89	3.3976	25.1974	62.99	359 Mariack-Kraft, Lisa
33	37	10.90	3.3945	25.1743	62.94	463 Ebert, Rene
34	34	10.56	3.2197	23.8780	59.69	1089 Vorilas, Spyridon
35	40	12.56	3.1847	23.6185	59.05	281 Shavit, Yoav
36	35	11.00	3.1818	23.5971	58.99	450 Costa Junior, Abrahao Felipe
37	24	7.62	3.1496	23.3582	58.40	465 Meier, Dominic
38	35	11.19	3.1278	23.1964	57.99	788 Fernandes, Henrique
39	36	12.08	2.9801	22.1013	55.25	1090 Tsiskakis, Manolis
40	36	12.39	2.9056	21.5483	53.87	147 Perrone, Antonio
41	34	11.75	2.8936	21.4597	53.65	1091 Zafiridis, Michail
42	24	8.33	2.8812	21.3672	53.42	1050 Voigt, Michael

MODIFIED -- Overall Stage Results

IPSC World Shoot XVI

Printed October 10, 2011 at 22:39



Stage 2 --

	PTS	TIME	HIT FACTOR	STAGE POINTS	STAGE PERCENT	COMPETITOR # Name
43	24	8.56	2.8037	20.7931	51.98	825 Faure, Thierry
44	36	13.06	2.7565	20.4429	51.11	376 Tagliamonte, Raffaele
45	33	12.31	2.6807	19.8810	49.70	426 Bonaldo, Massimo
46	23	8.86	2.5959	19.2520	48.13	690 La Bruna, Bruno
47	34	13.14	2.5875	19.1896	47.97	1093 Babouris, Nektarios
48	39	15.86	2.4590	18.2366	45.59	785 Mottet, Andreas
49	24	9.88	2.4291	18.0151	45.04	1055 Silva Medeiros, Jose Luiz
50	21	10.04	2.0916	15.5120	38.78	1268 Aalto, Jari
51	17	8.73	1.9473	14.4417	36.10	701 Garcia, Felicito
52	24	12.65	1.8972	14.0703	35.18	173 Kykkanen, Harri
53	21	14.30	1.4685	10.8909	27.23	1218 Tsiolakis, Konstantinos
54	20	23.42	0.8540	6.3332	15.83	490 Melo Gervasio, Helen
55	7	9.65	0.7254	5.3796	13.45	175 Kivi, Matti
56	5	12.70	0.3937	2.9198	7.30	687 Papadopoulos, Vasileios
57	5	17.24	0.2900	2.1509	5.38	1140 Rigas, Efsthios

REVOLVER (STANDARD) -- Overall Stage Results

IPSC World Shoot XVI

Printed October 10, 2011 at 22:39



Stage 2 --

	PTS	TIME	HIT FACTOR	STAGE POINTS	STAGE PERCENT	COMPETITOR # Name
1	38	11.32	3.3569	40.0000	100.00	320 Back, Sascha
2	39	11.94	3.2663	38.9209	97.30	993 Griffin, Matthew
3	40	12.75	3.1373	37.3829	93.46	744 Tranquilli, Valter
4	40	13.06	3.0628	36.4955	91.24	990 Miculek, Jerry
5	33	11.18	2.9517	35.1718	87.93	988 Kirchweger, Hermann
6	38	13.48	2.8190	33.5905	83.98	1034 Nemecek, Zdenek
7	37	13.29	2.7840	33.1741	82.94	364 Schneider, Markus
8	37	13.34	2.7736	33.0498	82.62	700 Sartor, Marco
9	35	12.69	2.7581	32.8647	82.16	1230 Lopez, Ricardo
10	40	14.54	2.7510	32.7807	81.95	994 Sweeney, Patrick
11	38	14.97	2.5384	30.2472	75.62	467 Itani, Marwan
12	37	14.68	2.5204	30.0330	75.08	562 Chua, Phillipp
13	34	13.78	2.4673	29.4004	73.50	981 Walsh, Clifford
14	36	14.63	2.4607	29.3212	73.30	682 Ricciardi, Luca
15	40	16.53	2.4198	28.8343	72.09	410 Knaus, Guenther
16	37	15.66	2.3627	28.1535	70.38	978 Ladic, Tibor
17	33	14.10	2.3404	27.8880	69.72	123 Eilertsen, Ole
18	39	17.07	2.2847	27.2241	68.06	338 Lindfors, Anders
19	35	15.49	2.2595	26.9240	67.31	1016 Kolar, Milan
20	36	16.70	2.1557	25.6867	64.22	630 Zambonin, Claudio
21	35	16.31	2.1459	25.5704	63.93	619 Rosas Torres, Rogerio
22	33	15.95	2.0690	24.6534	61.63	361 Rauer, Dietmar
23	40	19.38	2.0640	24.5940	61.48	1136 Kontopoulos, Ioannis
24	36	18.06	1.9934	23.7524	59.38	1135 Kontis, Georgios
25	37	18.74	1.9744	23.5264	58.82	550 Nilsson, Ola
26	36	18.30	1.9672	23.4409	58.60	323 Rimmele, Marcus
27	35	17.83	1.9630	23.3905	58.48	548 Garcia Rosado, Joao
28	39	20.75	1.8795	22.3959	55.99	667 Barbosa, Silvio Humberto
29	38	21.30	1.7840	21.2582	53.15	289 Singsomboon, Tavesak
30	36	20.54	1.7527	20.8845	52.21	1188 Kathareios, Christos
31	24	14.90	1.6107	19.1932	47.98	698 Della Savia, Alain Marco
32	23	14.28	1.6106	19.1921	47.98	290 Bergfeldt, Per
33	33	21.96	1.5027	17.9062	44.77	1134 Karagiannakis, Iosif
34	22	16.08	1.3682	16.3027	40.76	600 Andriani, Giovanni
35	21	15.55	1.3505	16.0921	40.23	530 Azevedo, Moacir
36	22	17.42	1.2629	15.0486	37.62	151 Hella, John
37	21	18.72	1.1218	13.3671	33.42	494 Carvalho Marques Da Silva, Joao Rafael
38	21	20.12	1.0437	12.4370	31.09	470 Sio, Hubert
39	36	37.85	0.9511	11.3334	28.33	1198 Labroulis, Konstantinos
40	23	24.45	0.9407	11.2091	28.02	1164 Kriebardis, Anastasios
41	9	18.45	0.4878	5.8126	14.53	574 Arambulo, Raul
42	6	16.26	0.3690	4.3970	10.99	332 Exner, Thomas

REVOLVER (STANDARD) -- Overall Stage Results

IPSC World Shoot XVI

Printed October 10, 2011 at 22:39



Stage 2 --

PTS	TIME	HIT FACTOR	STAGE POINTS	STAGE PERCENT	COMPETITOR # Name	
43	5	17.15	0.2915	3.4740	8.68	675 Montoro, Wanderley

OPEN -- Overall Stage Results

IPSC World Shoot XVI

Printed October 10, 2011 at 22:39



Stage 3 --

	PTS	TIME	HIT FACTOR	STAGE POINTS	STAGE PERCENT	COMPETITOR # Name
1	92	10.68	8.6142	95.0000	100.00	735 GRAUFFEL, ERIC
2	92	10.78	8.5343	94.1187	99.07	977 Michel, Max
3	92	11.12	8.2734	91.2410	96.04	508 Arthur, Rhys
4	89	11.24	7.9181	87.3234	91.92	382 Ballesteros, Jorge
5	94	11.98	7.8464	86.5323	91.09	649 Kotsoglo, Kalan
6	85	10.85	7.8341	86.3965	90.94	982 Eusibio, Kamille
7	92	11.75	7.8298	86.3489	90.89	85 Blum, Nicolas
8	91	11.67	7.7978	85.9959	90.52	974 Racaza, J J
9	90	11.70	7.6923	84.8328	89.30	1054 Jarrett, Todd
10	93	12.36	7.5243	82.9796	87.35	244 Murdock, Lesgar
11	91	12.23	7.4407	82.0582	86.38	651 Mcintosh, Brodie
12	92	12.39	7.4253	81.8886	86.20	1081 Drummond, William
13	92	12.54	7.3365	80.9091	85.17	1032 Coley, Shane
14	83	11.37	7.2999	80.5053	84.74	736 Obriot, Emile
15	92	12.61	7.2958	80.4600	84.69	168 Haugli, Steinar
16	88	12.17	7.2309	79.7442	83.94	931 Markessinis, Nikita
17	92	12.74	7.2214	79.6389	83.83	650 Mcconachie, David
18	87	12.10	7.1901	79.2941	83.47	1123 Havlicek, Miroslav
19	92	12.81	7.1819	79.2038	83.37	652 Soldini, David
20	91	12.69	7.1710	79.0837	83.25	283 Skoog, Lars-Tony
21	92	12.84	7.1651	79.0187	83.18	1000 Kamenicek, Martin
22	90	12.57	7.1599	78.9613	83.12	125 Sandas, Frank
23	89	12.49	7.1257	78.5841	82.72	916 Chang, Don
24	89	12.59	7.0691	77.9599	82.06	1008 PIJACEK, PETR
25	87	12.34	7.0502	77.7519	81.84	591 Panganiban, Carlos
26	90	12.79	7.0367	77.6031	81.69	387 Wilda, Christian
27	91	12.99	7.0054	77.2573	81.32	1075 Volk, Franz
28	92	13.16	6.9909	77.0973	81.16	1078 Francisco, Ronald
29	89	12.74	6.9859	77.0420	81.10	691 Ascioti, Giuseppe
30	89	12.78	6.9640	76.8009	80.84	278 Roorda, Richard
31	90	13.00	6.9231	76.3495	80.37	263 Drummen, Maurice
32	87	12.59	6.9102	76.2080	80.22	623 Blowers, Karla
33	91	13.17	6.9096	76.2013	80.21	186 Runtti, Petri
34	89	12.91	6.8939	76.0275	80.03	145 Menachem, Hemi
35	90	13.12	6.8598	75.6512	79.63	1126 Bonomi, Cristian
36	86	12.55	6.8526	75.5721	79.55	185 Peltokoski, Raine
37	92	13.43	6.8503	75.5473	79.52	560 Morales, Agustin
38	92	13.46	6.8351	75.3789	79.35	36 Montgomery, Hubert Thomas
39	92	13.51	6.8098	75.0999	79.05	1019 Townley, Rob
40	93	13.70	6.7883	74.8634	78.80	794 Hirano, Tetsuya
41	93	13.77	6.7538	74.4828	78.40	397 Gonzalez, Javier
42	91	13.48	6.7507	74.4489	78.37	383 Espilez, Ivan

OPEN -- Overall Stage Results

IPSC World Shoot XVI

Printed October 10, 2011 at 22:39



Stage 3 --

	PTS	TIME	HIT FACTOR	STAGE POINTS	STAGE PERCENT	COMPETITOR # Name
43	85	12.61	6.7407	74.3380	78.25	250 Sonthiniwat, Peerapong
44	90	13.45	6.6914	73.7951	77.68	742 Mazzara, Davide
45	92	13.76	6.6860	73.7355	77.62	571 Tuan, Keo Dale
46	88	13.17	6.6819	73.6892	77.57	519 Hinojales, Stephen John
47	91	13.62	6.6814	73.6837	77.56	694 Borsari, Luca
48	87	13.07	6.6565	73.4092	77.27	1014 Yamaguchi, Hiroyoshi
49	90	13.58	6.6274	73.0886	76.94	642 Da Costa, Patrice
50	94	14.19	6.6244	73.0554	76.90	835 Nordberg, Johan
51	80	12.09	6.6170	72.9744	76.82	984 Tilley, Chris
52	92	13.93	6.6045	72.8356	76.67	778 Hansen, Johan
53	92	13.94	6.5997	72.7834	76.61	44 Balbi, Martin Ernesto
54	93	14.10	6.5957	72.7396	76.57	738 Obriot, Thierry
55	86	13.08	6.5749	72.5100	76.33	767 Altuna, Denis
56	91	13.89	6.5515	72.2514	76.05	792 Boccia, Maurizio
57	86	13.15	6.5399	72.1240	75.92	208 Sparby, Frank
58	92	14.08	6.5341	72.0597	75.85	943 Szackas, Alex
59	92	14.13	6.5110	71.8047	75.58	656 Sameshima, Kazuki
60	89	13.67	6.5106	71.8007	75.58	26 Minaglia, Daniel Horacio
61	93	14.30	6.5035	71.7223	75.50	267 Kirsch, Saul
62	90	13.84	6.5029	71.7156	75.49	311 Ballesteros, Juan Carlos
63	92	14.16	6.4972	71.6525	75.42	1097 HUTTNER, ELI
64	86	13.24	6.4955	71.6337	75.40	118 Lee, Kyrre Magnus
65	93	14.32	6.4944	71.6221	75.39	358 Loch, Marijan
66	89	13.72	6.4869	71.5390	75.30	264 Faro, Rien
67	87	13.42	6.4829	71.4947	75.26	713 Ravizzini, Paolo Andrea
68	91	14.11	6.4493	71.1249	74.87	446 Schneider, Patrik
69	85	13.18	6.4492	71.1231	74.87	240 Arthur, Justin
70	85	13.22	6.4297	70.9079	74.64	555 Heller, Jessey
71	92	14.31	6.4291	70.9015	74.63	500 Stevenson Carvalho, Joao Carlos
72	92	14.32	6.4246	70.8520	74.58	266 Keppel, John
73	91	14.21	6.4039	70.6243	74.34	679 Montesanto, Francesco Paolo
74	88	13.75	6.4000	70.5809	74.30	1010 Ilarina, Alvin
75	91	14.23	6.3949	70.5251	74.24	741 Ricci, Niccolo'
76	83	12.99	6.3895	70.4654	74.17	1071 Neel, Lee
77	90	14.12	6.3739	70.2934	73.99	661 Vardanega, Paul
78	92	14.44	6.3712	70.2632	73.96	189 Partanen, Simo
79	84	13.21	6.3588	70.1267	73.82	269 Van Koolwijk, Jacky
80	91	14.34	6.3459	69.9841	73.67	528 Oliveira Cariello, Horacio
81	89	14.06	6.3300	69.8091	73.48	198 Solberg, Bjorn Richard
82	88	14.01	6.2812	69.2710	72.92	608 Ramos, Angela Mariz
83	89	14.18	6.2764	69.2183	72.86	1057 Tyrakis, Ioannis
84	93	14.83	6.2711	69.1590	72.80	1029 Levanza-Rosales, Valerie

OPEN -- Overall Stage Results**IPSC World Shoot XVI**

Printed October 10, 2011 at 22:39

**Stage 3 --**

	PTS	TIME	HIT FACTOR	STAGE POINTS	STAGE PERCENT	COMPETITOR # Name
85	87	13.90	6.2590	69.0258	72.66	37 Dadamia, Goolam
86	90	14.41	6.2457	68.8788	72.50	399 Fernandez, Pilar
87	90	14.43	6.2370	68.7833	72.40	1110 Kavouklis, Nikolaos
88	89	14.29	6.2281	68.6855	72.30	498 Mangudadatu, Suharto Al Wali
89	89	14.29	6.2281	68.6855	72.30	714 Barbizzi, Daniele
90	91	14.63	6.2201	68.5968	72.21	234 Jacobs, Adnaan
91	87	13.99	6.2187	68.5817	72.19	801 Parise, Ettore
92	91	14.71	6.1863	68.2238	71.81	460 Schraner, Remo
93	88	14.23	6.1841	68.2001	71.79	692 Pusceddu, Daniele
94	91	14.78	6.1570	67.9007	71.47	829 Pedersen, Frants Bo
95	73	11.86	6.1551	67.8805	71.45	946 SEBO, ROBIN
96	88	14.34	6.1367	67.6769	71.24	47 Gigli, Fabricio
97	90	14.68	6.1308	67.6120	71.17	583 Cuyong, Lydia Abigail
98	90	14.69	6.1266	67.5659	71.12	388 Winkler, Oliver
99	90	14.70	6.1224	67.5200	71.07	952 Mchugh, Bernie
100	88	14.40	6.1111	67.3949	70.94	391 Schneider, Franz
101	88	14.43	6.0984	67.2548	70.79	212 Osman, Mohamed Ziad
102	86	14.11	6.0950	67.2169	70.75	331 Eidenschink, Bernhard
103	89	14.65	6.0751	66.9976	70.52	1143 Manzoni, Cristiano
104	75	12.47	6.0144	66.3288	69.82	638 Graham, Gareth
105	90	14.98	6.0080	66.2579	69.75	793 Botturi, Enri
106	92	15.33	6.0013	66.1840	69.67	853 Ronsse, Jurgen
107	87	14.50	6.0000	66.1696	69.65	461 Angerer, Klaus
108	89	14.87	5.9852	66.0064	69.48	1074 Weber, Guenther
109	92	15.42	5.9663	65.7977	69.26	798 Schieck, Peter
110	88	14.75	5.9661	65.7957	69.26	929 Mackay, Wade
111	90	15.13	5.9484	65.6010	69.05	282 Sirison, Sasavat
112	77	12.95	5.9459	65.5734	69.02	1056 Fessas, Dimitrios
113	89	14.98	5.9413	65.5217	68.97	1109 Madaros, Konstantinos
114	90	15.18	5.9289	65.3849	68.83	961 Samchek, Alan
115	92	15.57	5.9088	65.1638	68.59	1067 Pelissier, Michael
116	87	14.74	5.9023	65.0922	68.52	423 Haas, Peter
117	87	14.81	5.8744	64.7845	68.19	949 Lee, Athena
118	85	14.47	5.8742	64.7825	68.19	586 Levanza, Catherine
119	90	15.33	5.8708	64.7452	68.15	950 Lim, Johnny
120	92	15.69	5.8636	64.6654	68.07	144 Johansen, Roger
121	83	14.19	5.8492	64.5064	67.90	459 Spies, Axel
122	81	13.89	5.8315	64.3117	67.70	1144 Bortot, Roberto
123	91	15.61	5.8296	64.2903	67.67	154 Dyro, Herman
124	90	15.47	5.8177	64.1592	67.54	1108 Drakakis, Panagiotis
125	89	15.31	5.8132	64.1094	67.48	579 Cheesman, Enrique
126	87	15.00	5.8000	63.9639	67.33	219 Van Den Berg, Ets

OPEN -- Overall Stage Results**IPSC World Shoot XVI**

Printed October 10, 2011 at 22:39

**Stage 3 --**

	PTS	TIME	HIT FACTOR	STAGE POINTS	STAGE PERCENT	COMPETITOR # Name
127	92	15.87	5.7971	63.9319	67.30	384 Metzner, Michael
128	92	15.90	5.7862	63.8113	67.17	602 D'agostino, Marcello
129	88	15.24	5.7743	63.6802	67.03	213 Gogos, Alexandros
130	77	13.35	5.7678	63.6087	66.96	393 Thurner, Helmut
131	88	15.31	5.7479	63.3891	66.73	1076 Kraushofer, Roland
132	87	15.15	5.7426	63.3306	66.66	1254 Kartapanis, Ioannis
133	90	15.69	5.7361	63.2596	66.59	930 Markessinis, Tommy
134	85	14.82	5.7355	63.2525	66.58	563 Mangudadatu, Rubbil
135	87	15.19	5.7275	63.1638	66.49	622 Blowers, Linda
136	90	15.72	5.7252	63.1389	66.46	938 Koch, Frank
137	90	15.75	5.7143	63.0186	66.34	48 Rigueira, Jorge Omar
138	91	16.00	5.6875	62.7232	66.02	695 MASSA, STEFANO
139	92	16.19	5.6825	62.6683	65.97	61 Esposito, Antonio Hector
140	93	16.40	5.6707	62.5383	65.83	303 Johnson, Anthony
141	89	15.72	5.6616	62.4374	65.72	194 Niemela, Juha
142	76	13.44	5.6548	62.3622	65.64	389 Lindenmayer, Christian
143	88	15.58	5.6483	62.2906	65.57	980 Sera, Martina
144	93	16.49	5.6398	62.1970	65.47	20 Schoeman, Daniel
145	90	15.98	5.6320	62.1116	65.38	568 Heller, Joshua
146	77	13.68	5.6287	62.0743	65.34	995 Jones, Rebecca
147	91	16.18	5.6242	62.0254	65.29	22 Gaspar, Abel
148	88	15.67	5.6158	61.9328	65.19	596 Wallin, Joakim
149	93	16.57	5.6126	61.8967	65.15	46 Latorre, Ariel Rodrigo
150	85	15.17	5.6032	61.7932	65.05	152 Klov, Morten
151	87	15.56	5.5913	61.6619	64.91	612 Tan, Mary Grace
152	87	15.57	5.5877	61.6223	64.87	1095 CANETTA, IRENE
153	88	15.75	5.5873	61.6182	64.86	940 Kovic, Josko
154	79	14.17	5.5752	61.4843	64.72	639 Hagiantoniou, Paul
155	89	15.97	5.5729	61.4599	64.69	587 Navato, Janice
156	87	15.63	5.5662	61.3857	64.62	740 Makarounas, Michail
157	90	16.17	5.5659	61.3818	64.61	689 Perruccino, Patrizia
158	73	13.14	5.5556	61.2681	64.49	739 Yang, Christopher
159	85	15.30	5.5556	61.2681	64.49	1060 Harrison, Jessica
160	92	16.63	5.5322	61.0102	64.22	214 Van Der Merwe, Kenneth
161	87	15.73	5.5308	60.9955	64.21	196 Kosola, Vesa
162	83	15.04	5.5186	60.8608	64.06	1028 Manning, Blake
163	86	15.65	5.4952	60.6026	63.79	501 Lucena Ferreira, Jose Josias
164	86	15.65	5.4952	60.6026	63.79	54 Van Den Berg, Jan Fouche
165	91	16.56	5.4952	60.6022	63.79	601 Martino, Massimo
166	76	13.85	5.4874	60.5161	63.70	730 Todaro, Giuseppe
167	89	16.23	5.4837	60.4754	63.66	398 Ballesteros, Lorena
168	87	15.87	5.4820	60.4574	63.64	997 Francisco, Megan

OPEN -- Overall Stage Results

IPSC World Shoot XVI

Printed October 10, 2011 at 22:39



Stage 3 --

	PTS	TIME	HIT FACTOR	STAGE POINTS	STAGE PERCENT	COMPETITOR # Name
169	92	16.79	5.4795	60.4288	63.61	1042 Kraushofer, Gabriele
170	75	13.71	5.4705	60.3297	63.50	685 Quertinier, Stephane
171	91	16.65	5.4655	60.2746	63.45	999 Miculek, Kay
172	92	16.90	5.4438	60.0355	63.20	614 Anderson, Natalie
173	94	17.27	5.4430	60.0264	63.19	1044 Kneringer, Mario
174	88	16.20	5.4321	59.9066	63.06	1202 Maragoudakis, Ioannis
175	89	16.39	5.4301	59.8850	63.04	543 Ladroma, Nolito
176	88	16.25	5.4154	59.7223	62.87	566 Tarrade, Alain
177	91	16.84	5.4038	59.5945	62.73	51 Belletti, Carlo
178	76	14.07	5.4016	59.5699	62.71	851 Lauwers, Marc
179	91	16.88	5.3910	59.4533	62.58	124 Johansen, Are
180	75	13.95	5.3763	59.2917	62.41	272 Van Noord, Desiree
181	85	15.81	5.3763	59.2917	62.41	998 Kamenicek, Miroslav
182	93	17.33	5.3664	59.1822	62.30	431 Riubrugent, Victor
183	77	14.36	5.3621	59.1348	62.25	284 Srijinta-Anggul, Wat
184	89	16.62	5.3550	59.0563	62.16	620 Blackaller, David
185	87	16.26	5.3506	59.0073	62.11	646 Dwyer, Bernie
186	84	15.70	5.3503	59.0047	62.11	255 Saaiman, Jan Andries
187	91	17.02	5.3467	58.9643	62.07	804 Neel, Nicholas
188	72	13.49	5.3373	58.8610	61.96	1068 Brister, Johnny
189	93	17.43	5.3356	58.8427	61.94	1012 Horejsi, Lenka
190	82	15.37	5.3351	58.8365	61.93	392 Schulte, Andreas
191	76	14.27	5.3259	58.7350	61.83	680 Romani, Carlo
192	92	17.29	5.3210	58.6813	61.77	616 Desagneaux, Jean-Luc
193	89	16.73	5.3198	58.6680	61.76	1066 Smith, Brian
194	86	16.17	5.3185	58.6537	61.74	1079 Ramirez, Ericka
195	87	16.38	5.3114	58.5750	61.66	454 Kwan, Billy
196	83	15.63	5.3103	58.5634	61.65	1039 Sustrova, Katerina
197	86	16.23	5.2988	58.4369	61.51	371 Schaefer, Hans-Peter
198	86	16.23	5.2988	58.4369	61.51	737 Gibert, Philippe
199	85	16.05	5.2959	58.4051	61.48	330 Ebenhoeh, Julia
200	77	14.64	5.2596	58.0038	61.06	575 Barcelona, Ronaldo
201	90	17.20	5.2326	57.7060	60.74	200 Besana, Emanuele
202	84	16.12	5.2109	57.4674	60.49	933 Moore, Barry
203	93	17.88	5.2013	57.3618	60.38	254 Keaney, Paul
204	92	17.73	5.1889	57.2250	60.24	1043 Steurer, Margit
205	85	16.39	5.1861	57.1935	60.20	959 Runions, Ivan
206	87	16.88	5.1540	56.8400	59.83	275 Rodigas, Eduard
207	69	13.43	5.1378	56.6605	59.64	327 Bettermann, Heribert
208	90	17.52	5.1370	56.6520	59.63	23 Larranaga Leone, Omar
209	87	16.94	5.1358	56.6386	59.62	1116 Clausen, Torsten
210	72	14.04	5.1282	56.5552	59.53	610 Santos, Rald Abel

OPEN -- Overall Stage Results**IPSC World Shoot XVI**

Printed October 10, 2011 at 22:39

**Stage 3 --**

	PTS	TIME	HIT FACTOR	STAGE POINTS	STAGE PERCENT	COMPETITOR # Name
211	77	15.03	5.1231	56.4987	59.47	515 Betschart, Bruno
212	86	16.84	5.1069	56.3201	59.28	648 Williams, Peter
213	89	17.45	5.1003	56.2473	59.21	188 Alenius, Jesse
214	74	14.51	5.0999	56.2434	59.20	1252 Chalkiopoulos, Kostas
215	89	17.49	5.0886	56.1187	59.07	163 Ally, Hishaam
216	90	17.69	5.0876	56.1076	59.06	133 Bishop, Brian
217	91	17.91	5.0810	56.0342	58.98	111 Greenway, Steve
218	92	18.17	5.0633	55.8393	58.78	131 Yeung, Danny Tai Chow
219	85	16.83	5.0505	55.6983	58.63	72 Heldaas, Bjorn
220	91	18.03	5.0471	55.6612	58.59	171 Montgomery, Hanlie
221	91	18.10	5.0276	55.4459	58.36	808 Mondaca, Miguel
222	69	13.74	5.0218	55.3821	58.30	581 Cu, Sonny
223	72	14.34	5.0209	55.3720	58.29	1107 Kalogerakis, George
224	88	17.57	5.0085	55.2355	58.14	349 LENNERT, ADAM
225	82	16.38	5.0061	55.2086	58.11	1040 Arredondo, Ralph
226	70	14.06	4.9787	54.9060	57.80	140 Wiel, Elisabeth
227	92	18.57	4.9542	54.6365	57.51	779 Hansen, John Westgard
228	88	17.77	4.9522	54.6138	57.49	309 Mak, Kam Sing
229	88	17.83	4.9355	54.4300	57.29	400 Barros, Cristina
230	89	18.04	4.9335	54.4077	57.27	1113 Liberti, Giovanni Furio
231	91	18.49	4.9216	54.2765	57.13	621 Blowers, Alain
232	82	16.69	4.9131	54.1832	57.03	109 Cowen, David
233	91	18.54	4.9083	54.1301	56.98	348 Kroener, Matthias
234	89	18.18	4.8955	53.9887	56.83	202 Haarberg, Stephen Alexand
235	73	15.02	4.8602	53.5994	56.42	647 Edwards, Phillip
236	90	18.55	4.8518	53.5064	56.32	657 Motonari, Shinji
237	88	18.14	4.8512	53.4998	56.32	534 Lim, Edwin Peter
238	76	15.67	4.8500	53.4874	56.30	556 Agustin, Kenneth Ray
239	88	18.23	4.8272	53.2357	56.04	1017 Benedetto, Edwin
240	88	18.24	4.8246	53.2065	56.01	326 Baumgaertner, Agnes
241	89	18.46	4.8212	53.1698	55.97	624 Carey, Mark
242	93	19.53	4.7619	52.5155	55.28	270 Lambrechts, Johan
243	91	19.14	4.7544	52.4332	55.19	174 Kreuzer, Kurt
244	88	18.52	4.7516	52.4021	55.16	768 Balesi, Daniel
245	71	15.00	4.7333	52.2004	54.95	1162 Babouris, Vasileios
246	84	17.81	4.7165	52.0143	54.75	190 Suominen, Jukka
247	75	15.97	4.6963	51.7921	54.52	385 Weuster, Frank
248	91	19.40	4.6907	51.7305	54.45	1172 Gerencser, Miklos
249	74	15.80	4.6835	51.6513	54.37	941 Lalonde, Bruce
250	86	18.45	4.6612	51.4054	54.11	948 Baraoidan, Norberto
251	90	19.31	4.6608	51.4005	54.11	797 Fristrup, Klaus
252	95	20.41	4.6546	51.3319	54.03	670 Sabe, Jose Guilherme

OPEN -- Overall Stage Results**IPSC World Shoot XVI**

Printed October 10, 2011 at 22:39

**Stage 3 --**

	PTS	TIME	HIT FACTOR	STAGE POINTS	STAGE PERCENT	COMPETITOR # Name
253	75	16.24	4.6182	50.9310	53.61	751 Zanardi, Enzo
254	87	18.90	4.6032	50.7650	53.44	94 Glik, Zvi
255	70	15.29	4.5782	50.4891	53.15	918 Saiti, Naim
256	87	19.17	4.5383	50.0500	52.68	936 Wolf, Michael
257	79	17.44	4.5298	49.9560	52.59	1038 Vidanes, Claudia
258	74	16.34	4.5288	49.9444	52.57	951 Abad, Reynaldo
259	90	19.94	4.5135	49.7765	52.40	407 Gallenbach, Heinz
260	86	19.09	4.5050	49.6821	52.30	342 Henking, Mathias
261	77	17.18	4.4820	49.4282	52.03	1153 Savidis, Ioannis
262	75	16.75	4.4776	49.3803	51.98	130 Manson, Aaron P
263	91	20.34	4.4739	49.3398	51.94	896 Fotopoulou, Marianna
264	88	19.68	4.4715	49.3134	51.91	192 Kajasantala-Alenius, Jaana
265	66	14.79	4.4625	49.2133	51.80	873 Auger, Michael
266	76	17.04	4.4601	49.1871	51.78	268 Kisters, Rob
267	73	16.37	4.4594	49.1792	51.77	2 Gastelumendi Schunk, Mario Sebastian
268	91	20.41	4.4586	49.1706	51.76	634 Carroll, Lex
269	88	19.84	4.4355	48.9157	51.49	279 Sasabone, John
270	73	16.46	4.4350	48.9103	51.48	425 Zanardi, Anna Maria
271	82	18.50	4.4324	48.8820	51.45	243 RAM, DAVID
272	78	17.61	4.4293	48.8475	51.42	276 Rooijendijk, Lucien
273	93	21.15	4.3972	48.4931	51.05	954 Pellicori, Stephen
274	90	20.49	4.3924	48.4404	50.99	748 Desaugere, Jean-Francois
275	91	20.73	4.3898	48.4116	50.96	39 Halpern, Shalom
276	87	19.82	4.3895	48.4086	50.96	1031 Tanaka, Brian
277	89	20.40	4.3627	48.1135	50.65	408 Glas, Thomas
278	70	16.09	4.3505	47.9788	50.50	900 KARCHEV, DANIL
279	87	20.08	4.3327	47.7818	50.30	848 Polizois, Dimitrios
280	77	17.82	4.3210	47.6530	50.16	324 Mangudadatu, Mariam
281	73	16.94	4.3093	47.5244	50.03	989 FUCHS, ANTON
282	78	18.18	4.2904	47.3160	49.81	191 Kotkatvuori, Jorma
283	70	16.40	4.2683	47.0718	49.55	551 Caplan De Araujo, Marcio Gabriel
284	86	20.40	4.2157	46.4917	48.94	360 Mueller, Kerstin
285	77	18.30	4.2077	46.4031	48.85	481 Silva Oliveira, Demetrius
286	88	20.94	4.2025	46.3461	48.79	333 Frindt, Norbert
287	60	14.29	4.1987	46.3048	48.74	485 Talaga, Ramil
288	76	18.12	4.1943	46.2554	48.69	363 Remek, Claudia
289	92	21.94	4.1933	46.2443	48.68	310 Ngan, Man Lai Emily
290	74	17.80	4.1573	45.8478	48.26	132 Harris, John
291	67	16.14	4.1512	45.7803	48.19	1141 Savelidis, Haralambos
292	93	22.51	4.1315	45.5632	47.96	215 Bouwer, Pieter
293	91	22.03	4.1307	45.5548	47.95	893 Kakoyiannis, Efstathios
294	90	21.80	4.1284	45.5295	47.93	594 Delos Santos, Joey

OPEN -- Overall Stage Results

IPSC World Shoot XVI

Printed October 10, 2011 at 22:39



Stage 3 --

	PTS	TIME	HIT FACTOR	STAGE POINTS	STAGE PERCENT	COMPETITOR # Name
295	93	22.62	4.1114	45.3417	47.73	195 Ovaskainen, Pentti
296	59	14.54	4.0578	44.7502	47.11	187 Kadenius, Jyrki
297	89	21.98	4.0491	44.6549	47.01	1168 Tsernat-Korboy, Dorothea
298	69	17.07	4.0422	44.5782	46.92	926 Gould, Jon
299	81	20.09	4.0319	44.4644	46.80	635 Clark, Graeme
300	91	22.61	4.0248	44.3862	46.72	345 Knapstein, Paul
301	88	21.89	4.0201	44.3347	46.67	897 Saxoni, Dimitra
302	91	22.65	4.0177	44.3078	46.64	898 Bergele, Konstantina
303	68	17.08	3.9813	43.9064	46.22	511 Gino, Edcel John
304	72	18.21	3.9539	43.6043	45.90	894 Meimaridis, George
305	94	23.91	3.9314	43.3566	45.64	584 Hizon, Miguelito
306	75	19.20	3.9063	43.0791	45.35	300 Chantharatanachok, Nikorn
307	62	15.89	3.9018	43.0303	45.30	696 Rovey, Maurizio
308	79	20.43	3.8669	42.6448	44.89	93 SHAPIRA, TAL
309	59	15.31	3.8537	42.4995	44.74	786 De Vos, Willy
310	93	24.22	3.8398	42.3463	44.58	1160 Orfanaki, Irene
311	81	21.20	3.8208	42.1363	44.35	605 Christovasilis, Dimitrios
312	61	16.03	3.8054	41.9666	44.18	1041 Hasenkopf, Notburga
313	87	22.92	3.7958	41.8612	44.06	45 Tripoli, Martin Horacio
314	78	20.57	3.7919	41.8184	44.02	365 Schrader, Heiko
315	91	24.27	3.7495	41.3503	43.53	1027 Ramirez, Robert
316	69	18.42	3.7459	41.3111	43.49	203 Christiansen, Anders
317	85	22.72	3.7412	41.2589	43.43	1171 Rigtrup, Jorgen
318	89	24.39	3.6490	40.2425	42.36	96 Monteiro, Emerico
319	92	25.28	3.6392	40.1345	42.25	1152 Mavilidi, Aggeliki
320	61	16.78	3.6353	40.0908	42.20	77 Dagan, Yael
321	72	19.83	3.6309	40.0421	42.15	1052 Chung, Lily
322	94	25.94	3.6237	39.9636	42.07	435 Tsuzmarova, Jelena
323	92	25.45	3.6149	39.8664	41.96	580 Coseteng, Evelyn Jean
324	80	22.34	3.5810	39.4924	41.57	1023 Korondan, Attila
325	63	17.89	3.5215	38.8362	40.88	1020 Thompson, Ben
326	61	17.56	3.4738	38.3100	40.33	546 Gonzaga, Fernando
327	88	25.42	3.4618	38.1781	40.19	645 Docwra, Ray
328	73	21.23	3.4385	37.9210	39.92	782 Bencivenni, Ivano
329	90	26.35	3.4156	37.6677	39.65	1195 Kelesis, Dimitrios
330	68	19.96	3.4068	37.5712	39.55	895 Delikostidis, Efrem
331	73	21.52	3.3922	37.4100	39.38	626 Graham, Gina
332	73	21.77	3.3532	36.9804	38.93	259 Tang, Kam Tim
333	85	25.42	3.3438	36.8766	38.82	540 Fontanilla, Bayani Jr
334	90	27.04	3.3284	36.7065	38.64	1058 Clark, Debra
335	73	22.10	3.3032	36.4282	38.35	193 Partanen, Pekka
336	75	22.92	3.2723	36.0872	37.99	1265 Mangudadatu, Suharto

OPEN -- Overall Stage Results**IPSC World Shoot XVI**

Printed October 10, 2011 at 22:39

**Stage 3 --**

	PTS	TIME	HIT FACTOR	STAGE POINTS	STAGE PERCENT	COMPETITOR # Name
337	82	25.60	3.2031	35.3249	37.18	64 Zarzif, Nachum Jonatan
338	56	17.80	3.1461	34.6957	36.52	504 Mangudadatu, Datu Pax Ali
339	63	20.26	3.1096	34.2932	36.10	771 Andersen, Tim
340	77	25.39	3.0327	33.4453	35.21	925 Gould, Dianne
341	68	22.49	3.0236	33.3447	35.10	564 Mangudadatu, Datu Yassin
342	85	28.65	2.9668	32.7191	34.44	872 Hansen, Fred
343	89	30.43	2.9247	32.2549	33.95	1237 Ullmann, Josef
344	86	30.03	2.8638	31.5828	33.25	380 Kobler, Wolfgang
345	53	18.67	2.8388	31.3068	32.95	390 Nuernberg, Philipp
346	75	27.07	2.7706	30.5548	32.16	565 Mangudadatu, Datu Muhaimin
347	52	19.62	2.6504	29.2288	30.77	134 Skotte, Eddy
348	75	29.54	2.5389	28.0000	29.47	1084 Neonakis, Nikolaos
349	61	25.48	2.3940	26.4020	27.79	434 Belyshev, Sergei
350	57	24.62	2.3152	25.5325	26.88	367 Falco De Souza, Daniel
351	59	25.80	2.2868	25.2197	26.55	1024 Puskas, Geza
352	59	28.49	2.0709	22.8384	24.04	913 Breslawski, Joseph
353	70	34.32	2.0396	22.4935	23.68	935 Li, Qing
354	49	24.73	1.9814	21.8514	23.00	942 Sousa, Fernando
355	90	46.61	1.9309	21.2946	22.42	1224 Haritos, Ioannis
356	55	32.59	1.6876	18.6117	19.59	966 Silva, Jose
357	68	41.16	1.6521	18.2197	19.18	750 Fromajot, Philippe
358	64	55.09	1.1617	12.8119	13.49	115 Sanders, Robert
359	0	0.00	0.0000	0.0000	0.00	25 Anastasiou, John
360	0	2.20	0.0000	0.0000	0.00	164 Biermann, Alexis
361	0	0.00	0.0000	0.0000	0.00	1209 Saouridou, Eleonora
362	0	0.00	0.0000	0.0000	0.00	827 Bouchoucha, Marc
363	0	0.00	0.0000	0.0000	0.00	1201 Mantzaridis, Christos
364	0	0.00	0.0000	0.0000	0.00	826 Hazan, Albert

STANDARD -- Overall Stage Results

IPSC World Shoot XVI

Printed October 10, 2011 at 22:39




Stage 3 --

	PTS	TIME	HIT FACTOR	STAGE POINTS	STAGE PERCENT	COMPETITOR # Name
1	91	12.91	7.0488	95.0000	100.00	1002 Tomasic, Travis
2	86	12.48	6.8910	92.8736	97.76	1009 Bragg, Emanuel
3	94	14.05	6.6904	90.1696	94.92	762 Boit, Julien
4	87	13.22	6.5809	88.6944	93.36	401 Jaime, Juan Carlos
5	91	13.84	6.5751	88.6163	93.28	92 Monastirsky, Evgeny
6	90	13.75	6.5455	88.2162	92.86	955 Penner, Scott
7	93	14.28	6.5126	87.7735	92.39	996 Puente, Ted
8	85	13.25	6.4151	86.4593	91.01	983 ZNAMENACEK, PETR
9	88	13.73	6.4093	86.3815	90.93	576 Bernabe, Joseph
10	91	14.21	6.4039	86.3089	90.85	683 Santarcangelo, Adriano Ciro
11	89	13.91	6.3983	86.2326	90.77	355 Damm, Oliver
12	92	14.50	6.3448	85.5122	90.01	658 Batki, Gyorgy
13	91	14.40	6.3194	85.1701	89.65	343 Jakob, Herbert
14	91	14.52	6.2672	84.4662	88.91	558 Dionisio, Jethro
15	93	15.10	6.1589	83.0070	87.38	775 Bettoni, Leonardo
16	93	15.29	6.0824	81.9755	86.29	146 Kolia, Muhammed
17	89	14.93	5.9612	80.3413	84.57	986 Liehne, Zdenek
18	92	15.50	5.9355	79.9953	84.21	559 Martin, Wilfredo Jr
19	91	15.38	5.9168	79.7432	83.94	413 Koussev, Alexander
20	88	14.97	5.8784	79.2263	83.40	699 Bragagnolo, Max
21	92	15.71	5.8561	78.9260	83.08	915 Burrell, Michael
22	91	15.57	5.8446	78.7701	82.92	527 Domingues Oliveira, Lucimar
23	92	15.80	5.8228	78.4764	82.61	743 Commisso, Emanuele
24	89	15.29	5.8208	78.4496	82.58	1096 PESCE, FABRIZIO
25	90	15.56	5.7841	77.9545	82.06	542 Gotamco, Jon Christopher
26	92	16.04	5.7357	77.3022	81.37	816 Davoli, Fabio
27	85	14.82	5.7355	77.2999	81.37	865 Saudemont, Tom
28	88	15.36	5.7292	77.2147	81.28	394 Mangarov, Dimitar
29	91	15.97	5.6982	76.7971	80.84	210 Engelbrecht, Hermanus
30	87	15.30	5.6863	76.6366	80.67	812 Di Prospero, Mauro
31	86	15.19	5.6616	76.3043	80.32	831 JENSEN, RALF K
32	87	15.37	5.6604	76.2876	80.30	1087 Papagrigoriou, Evangelos
33	87	15.45	5.6311	75.8926	79.89	258 Kaewmuangpet, Narongsak
34	85	15.13	5.6180	75.7161	79.70	693 Montera, Paolo
35	92	16.38	5.6166	75.6976	79.68	415 Cervera, Manuel
36	81	14.45	5.6055	75.5485	79.52	864 Margodt, Steve
37	89	15.95	5.5799	75.2035	79.16	1045 Stranz, Juergen
38	88	15.79	5.5731	75.1119	79.07	224 Marjonemi, Esa
39	92	16.55	5.5589	74.9201	78.86	681 Silvera, Tullio
40	93	16.80	5.5357	74.6074	78.53	27 Gini, Sebastian Pedro
41	89	16.11	5.5245	74.4566	78.38	223 Kinnala, Jani
42	85	15.40	5.5195	74.3886	78.30	1243 Sioda, Geno Wieslaw

STANDARD -- Overall Stage Results

IPSC World Shoot XVI

Printed October 10, 2011 at 22:39




Stage 3 --

	PTS	TIME	HIT FACTOR	STAGE POINTS	STAGE PERCENT	COMPETITOR # Name
43	92	16.71	5.5057	74.2027	78.11	247 Lindstedt, Lars
44	91	16.53	5.5051	74.1954	78.10	802 Duvivier, Cedric
45	87	15.81	5.5028	74.1645	78.07	10 Roitman, Patricio
46	93	17.01	5.4674	73.6864	77.56	800 Djukovic, Marko
47	88	16.10	5.4658	73.6657	77.54	40 Silva, Manuel
48	88	16.10	5.4658	73.6657	77.54	1077 Post, Gottfried
49	87	15.93	5.4614	73.6058	77.48	197 Honkaselka, Raine
50	91	16.73	5.4393	73.3084	77.17	702 Comert, Ergun
51	89	16.38	5.4335	73.2292	77.08	849 Botticelli, Alessandro
52	92	16.98	5.4181	73.0228	76.87	1064 Rogers, Randi
53	88	16.25	5.4154	72.9857	76.83	806 Munson, Lisa
54	84	15.52	5.4124	72.9451	76.78	811 Madsen, Bo Stampe
55	93	17.20	5.4070	72.8724	76.71	1063 Nonaka, Tori
56	86	15.91	5.4054	72.8512	76.69	117 Ciesielski, Marcin
57	95	17.61	5.3947	72.7064	76.53	221 Kuisma, Mikko
58	77	14.30	5.3846	72.5710	76.39	402 Midgley, Gregory
59	93	17.32	5.3695	72.3675	76.18	684 Simula, Salvatore
60	89	16.69	5.3325	71.8691	75.65	9 Baigorria, Jorge Orlando
61	78	14.67	5.3170	71.6594	75.43	297 Andersson, Robert
62	90	16.93	5.3160	71.6463	75.42	211 Patzen, Heinrich
63	85	15.99	5.3158	71.6439	75.41	495 Maia Saldanha Junior, Jaime Roberto
64	90	16.95	5.3097	71.5618	75.33	589 Ongpauco, Tyrone
65	89	16.83	5.2882	71.2712	75.02	1047 Sweeney, Matthew
66	89	16.86	5.2788	71.1444	74.89	220 Ruohonen, Tony
67	91	17.38	5.2359	70.5667	74.28	1114 Dela Pena, Ramiro
68	90	17.23	5.2234	70.3989	74.10	273 Van Noord, Ruud
69	81	15.52	5.2191	70.3399	74.04	733 Morassut, Enrico
70	87	16.68	5.2158	70.2962	74.00	752 Bettarini, Varo
71	90	17.31	5.1993	70.0735	73.76	496 Maia Saldanha, Jaime Roberto
72	91	17.54	5.1881	69.9230	73.60	230 Poikonen, Kristian
73	85	16.39	5.1861	69.8954	73.57	1025 Zils, Jevgenij
74	86	16.70	5.1497	69.4050	73.06	166 Ostgaard, Haavard
75	90	17.52	5.1370	69.2336	72.88	34 Viljoen, Enrico Pierre
76	92	17.95	5.1253	69.0767	72.71	615 Barnes, Michael
77	84	16.43	5.1126	68.9049	72.53	726 Sklavis, Alexandros
78	89	17.52	5.0799	68.4643	72.07	688 Bergami, Davide
79	86	16.94	5.0767	68.4216	72.02	83 Greeff, Pieter Albert
80	85	16.78	5.0656	68.2709	71.86	15 Gromov, Andrej
81	89	17.57	5.0655	68.2695	71.86	1104 Roumeliotakis, Konstantinos
82	91	17.98	5.0612	68.2119	71.80	308 Jereb, Uros
83	82	16.27	5.0400	67.9258	71.50	406 Schuetz, Michael
84	77	15.37	5.0098	67.5189	71.07	537 Cortes, Kevin

STANDARD -- Overall Stage Results

IPSC World Shoot XVI

Printed October 10, 2011 at 22:39



Stage 3 --

	PTS	TIME	HIT FACTOR	STAGE POINTS	STAGE PERCENT	COMPETITOR # Name
85	88	17.61	4.9972	67.3491	70.89	229 Borgstrom, Stefan
86	94	18.88	4.9788	67.1018	70.63	62 Rolls, Kevin Keith
87	89	18.02	4.9390	66.5647	70.07	637 Giles, Claire
88	90	18.26	4.9288	66.4278	69.92	314 Van Uitert, John
89	92	18.70	4.9198	66.3063	69.80	789 Correia, Paulo
90	89	18.10	4.9171	66.2704	69.76	578 Castro, Rosendo Jr
91	91	18.53	4.9110	66.1873	69.67	725 D'alessandro, Mauro
92	79	16.10	4.9068	66.1317	69.61	1013 Podlesak, Roman
93	87	17.76	4.8986	66.0214	69.50	728 Caroselli, Alberto
94	94	19.20	4.8958	65.9835	69.46	669 Pedlow, Andrew
95	76	15.59	4.8749	65.7016	69.16	871 Hansen, Sean
96	75	15.46	4.8512	65.3823	68.82	1037 Richman, Mark
97	90	18.71	4.8103	64.8302	68.24	673 Dalmeida Arruda, Victor
98	89	18.54	4.8004	64.6977	68.10	136 Fremstad, Jon Terje
99	92	19.34	4.7570	64.1121	67.49	120 Aarebraat, Per Arild
100	91	19.23	4.7322	63.7780	67.13	924 Gagnon, Miguel
101	89	18.83	4.7265	63.7013	67.05	834 Dahlman, Roland
102	74	15.66	4.7254	63.6867	67.04	763 Poiret, Jerome
103	95	20.25	4.6914	63.2276	66.56	1241 Stamenkvic, Zoran
104	83	17.73	4.6813	63.0925	66.41	135 Nordgaard, Tor Olav
105	89	19.07	4.6670	62.8996	66.21	653 Woodhouse, Robert
106	90	19.31	4.6608	62.8158	66.12	923 Dame, Mike
107	83	17.85	4.6499	62.6684	65.97	491 Zander Lima, Igor
108	75	16.14	4.6468	62.6277	65.92	209 Peacock, Justin James
109	91	19.63	4.6358	62.4784	65.77	489 Faci, Caroline
110	86	18.56	4.6336	62.4495	65.74	516 Kastell, Peter
111	95	20.51	4.6319	62.4261	65.71	921 Strasser, Elisabeth
112	78	16.91	4.6127	62.1669	65.44	526 Abdul Nibi, Henrique
113	83	18.06	4.5958	61.9397	65.20	585 Lao, Alex
114	86	18.75	4.5867	61.8167	65.07	414 Ganan, Manuel
115	61	13.35	4.5693	61.5825	64.82	453 Rivera, Edward
116	88	19.49	4.5151	60.8526	64.06	322 Holzapfel, Thomas Christia
117	89	19.79	4.4972	60.6112	63.80	769 Beaunier, Francois
118	89	19.86	4.4814	60.3975	63.58	506 Mariano Barbosa, Gabriel Garcia
119	88	19.67	4.4738	60.2958	63.47	545 Gonzaga, Jannette
120	88	19.68	4.4715	60.2651	63.44	1088 Papadopoulos, Georgios
121	93	20.96	4.4370	59.7999	62.95	105 Thompson, David
122	86	19.42	4.4284	59.6840	62.83	572 Yao, Eduardo
123	77	17.45	4.4126	59.4708	62.60	227 Alenius, Jouni
124	89	20.19	4.4081	59.4104	62.54	158 Nakling, Hilde
125	89	20.24	4.3972	59.2636	62.38	1253 O'Donovan, Sean
126	81	18.44	4.3926	59.2015	62.32	424 Kuenzler, Oliver

STANDARD -- Overall Stage Results

IPSC World Shoot XVI

Printed October 10, 2011 at 22:39



Stage 3 --

	PTS	TIME	HIT FACTOR	STAGE POINTS	STAGE PERCENT	COMPETITOR # Name
127	87	19.85	4.3829	59.0700	62.18	253 Barentsen, Sasja
128	86	19.65	4.3766	58.9854	62.09	378 Tutschke, Petra
129	75	17.14	4.3757	58.9738	62.08	148 Syversen, Lars
130	93	21.37	4.3519	58.6525	61.74	52 De Wet, Jacobus
131	75	17.29	4.3378	58.4621	61.54	396 Astroth, Marcus
132	85	19.65	4.3257	58.2995	61.37	33 Du Plooy, Eurika Susara
133	89	20.65	4.3099	58.0869	61.14	1069 Novak, Robert
134	85	19.74	4.3060	58.0337	61.09	783 Kuveljic, Dusan
135	74	17.24	4.2923	57.8499	60.89	964 Sicotte, Pascal
136	85	19.82	4.2886	57.7995	60.84	5 Kaufmanis, Eriks
137	66	15.51	4.2553	57.3509	60.37	606 Gonzales, Dan
138	73	17.21	4.2417	57.1677	60.18	65 Friendship, Paul Gary
139	71	16.78	4.2312	57.0263	60.03	1018 Butler, Taran
140	77	18.22	4.2261	56.9575	59.96	770 Guillaume, Bertrand
141	79	18.71	4.2223	56.9065	59.90	11 Pastor, Federico
142	87	20.62	4.2192	56.8642	59.86	143 Krako, Lene Olaug
143	88	20.88	4.2146	56.8016	59.79	274 Plagge, Alexander
144	87	20.65	4.2131	56.7816	59.77	38 Maidwell, Troy Robert
145	80	19.10	4.1885	56.4501	59.42	877 Fisher, Randy
146	82	19.66	4.1709	56.2133	59.17	749 Dumont, Jose
147	87	20.91	4.1607	56.0756	59.03	1130 Zaharioudakis, Mihail
148	93	22.51	4.1315	55.6821	58.61	347 Kraft, Herbert
149	85	20.60	4.1262	55.6109	58.54	518 Guimaraes Ferreira, Mauro Thompson
150	77	18.67	4.1243	55.5846	58.51	14 Siuniakou, Andrei
151	94	22.86	4.1120	55.4192	58.34	89 Bratushkins, Arturs
152	88	21.41	4.1102	55.3955	58.31	666 Franca Filho, Silvio
153	90	21.90	4.1096	55.3869	58.30	764 Gerard, Joel
154	69	16.91	4.0804	54.9938	57.89	102 Kjelvei, Olav Robert
155	79	19.39	4.0743	54.9108	57.80	231 Dahl, Mikael
156	90	22.10	4.0724	54.8856	57.77	170 Karamitsos, Efthymios
157	85	20.88	4.0709	54.8652	57.75	595 Aronis, Themistoklis
158	73	18.08	4.0376	54.4168	57.28	776 Ostling, Mikael
159	92	22.84	4.0280	54.2875	57.14	927 Hudson, Robbin
160	87	21.66	4.0166	54.1339	56.98	1118 Syrogiannis, Alexandros
161	73	18.19	4.0132	54.0877	56.93	482 Spatoulas, Ioannis
162	87	21.69	4.0111	54.0590	56.90	976 Quinn, Mark
163	90	22.44	4.0107	54.0540	56.90	235 Karin, Rami
164	89	22.41	3.9714	53.5250	56.34	617 Sabakova, Petra
165	92	23.33	3.9434	53.1473	55.94	447 Lazaridi, Igor
166	89	22.59	3.9398	53.0985	55.89	880 Keehart, Deborah
167	74	18.80	3.9362	53.0496	55.84	1127 Vasileiou, Nikolaos
168	82	20.86	3.9310	52.9795	55.77	962 Sanford, Ralph

STANDARD -- Overall Stage Results

IPSC World Shoot XVI

Printed October 10, 2011 at 22:39




Stage 3 --

	PTS	TIME	HIT FACTOR	STAGE POINTS	STAGE PERCENT	COMPETITOR # Name
169	88	22.52	3.9076	52.6651	55.44	1006 Widla, Radoslaw
170	81	20.79	3.8961	52.5096	55.27	1105 Roumeliotakis, Nikolaos
171	78	20.05	3.8903	52.4311	55.19	850 Cifuentes, Edwin
172	92	23.82	3.8623	52.0541	54.79	216 Du Toit, Cecilia
173	74	19.16	3.8622	52.0529	54.79	536 Bastian, Reynante
174	82	21.26	3.8570	51.9827	54.72	1260 Vergos, Apostolos
175	86	22.36	3.8462	51.8364	54.56	1070 Miguez, Steve
176	88	22.95	3.8344	51.6783	54.40	443 Gepperth, Friedrich
177	89	23.28	3.8230	51.5247	54.24	828 Hansen, Gert Erling
178	68	17.82	3.8159	51.4292	54.14	607 Pible, Israelito
179	84	22.06	3.8078	51.3195	54.02	1004 Gawenda, Boguslaw
180	73	19.21	3.8001	51.2158	53.91	245 Backstrom, Mats O
181	93	24.49	3.7975	51.1803	53.87	939 Korobkin, Anatoli
182	89	23.44	3.7969	51.1730	53.87	597 Berntsen, Jostein Cavite
183	86	22.67	3.7936	51.1276	53.82	88 Johansen, Olaf Nikolai
184	82	21.63	3.7910	51.0935	53.78	119 Due, Dag Petter
185	84	22.35	3.7584	50.6536	53.32	1005 Madajewski, Leszek
186	85	22.70	3.7445	50.4663	53.12	1235 Schuh, Sandra
187	94	25.13	3.7405	50.4131	53.07	19 Jansen Van Vuuren, Abraham Carel
188	89	23.87	3.7285	50.2512	52.90	172 Takkumaki, Taisto
189	84	22.54	3.7267	50.2266	52.87	122 Tessem, Terje
190	75	20.19	3.7147	50.0649	52.70	1101 Sandberg, Jens
191	60	16.19	3.7060	49.9474	52.58	1015 MIGUEZ, BLAKE
192	76	20.53	3.7019	49.8923	52.52	292 Buono, Mauricio
193	91	24.60	3.6992	49.8557	52.48	796 Birkjaer, Ulrik
194	77	20.90	3.6842	49.6538	52.27	644 Dines, Phillip
195	92	25.02	3.6771	49.5575	52.17	979 Clark, Paul
196	88	23.98	3.6697	49.4586	52.06	53 Keaney, Janis Mather
197	76	20.75	3.6627	49.3633	51.96	664 Buzzachera, Mafaldo
198	53	14.50	3.6552	49.2625	51.86	711 Forlani, Dario
199	73	20.08	3.6355	48.9968	51.58	497 Santos Honorato, Jose
200	91	25.07	3.6298	48.9210	51.50	934 Nardi, Frank
201	61	16.82	3.6266	48.8779	51.45	232 Lento, Mika
202	89	24.57	3.6223	48.8195	51.39	1245 Stettensch, Rainer
203	77	21.27	3.6201	48.7901	51.36	569 Mercader, Azurphanipal
204	93	25.77	3.6088	48.6381	51.20	765 Martin-Privat, Pierre
205	91	25.31	3.5954	48.4571	51.01	1155 Chrysafidis, Dimitrios
206	80	22.27	3.5923	48.4148	50.96	1094 Zarubova, Marketa
207	76	21.16	3.5917	48.4068	50.95	313 Slim, Marcel
208	92	25.65	3.5867	48.3402	50.88	63 Fischer, Johanna Sophia
209	74	20.67	3.5801	48.2503	50.79	150 Evesque, Michel
210	89	24.95	3.5671	48.0760	50.61	101 Maidwell, Tara Louise

STANDARD -- Overall Stage Results

IPSC World Shoot XVI

Printed October 10, 2011 at 22:39




Stage 3 --

	PTS	TIME	HIT FACTOR	STAGE POINTS	STAGE PERCENT	COMPETITOR # Name
211	90	25.24	3.5658	48.0575	50.59	1257 Ballesteros, Antonio Oribe
212	78	21.92	3.5584	47.9582	50.48	18 Van Straaten, Andre Stefaan
213	76	21.37	3.5564	47.9311	50.45	468 Kressibucher, Peter
214	90	25.42	3.5405	47.7173	50.23	218 Shawe, Karen
215	85	24.03	3.5372	47.6731	50.18	430 Fernandez, Enrique
216	88	24.88	3.5370	47.6695	50.18	98 Adam, Robert
217	89	25.19	3.5331	47.6179	50.12	32 O'donovan, Sebella
218	79	22.38	3.5299	47.5746	50.08	1159 Karalakis, Emmanouil
219	70	19.99	3.5018	47.1948	49.68	477 Nogueira Sette Bicalho, Carlos Eduardo
220	83	23.74	3.4962	47.1201	49.60	1189 Kalfas, Haralambos
221	73	20.88	3.4962	47.1195	49.60	285 Kamolwong, Somchai
222	70	20.06	3.4895	47.0301	49.51	222 Keskivali, Tiia
223	79	22.65	3.4879	47.0075	49.48	225 Lokkila, Heidi
224	78	22.40	3.4821	46.9305	49.40	625 Carey, Peter
225	79	22.84	3.4588	46.6165	49.07	277 Roopram, Kris
226	62	17.95	3.4540	46.5517	49.00	416 Cases, Antonio
227	91	26.80	3.3955	45.7631	48.17	328 Burkhart, Helmut
228	79	23.37	3.3804	45.5593	47.96	839 Lindberg, Henrik Have
229	89	27.12	3.2817	44.2292	46.56	766 Weber, Didier
230	81	24.87	3.2569	43.8953	46.21	1236 Kieninger, Stephanie
231	75	23.15	3.2397	43.6635	45.96	1112 Turkova, Eva
232	61	19.01	3.2088	43.2470	45.52	525 Liongos, Christos
233	73	22.90	3.1878	42.9631	45.22	116 Birketvedt, Espen
234	86	27.03	3.1816	42.8806	45.14	1007 Burzec, Wieslaw
235	72	22.71	3.1704	42.7291	44.98	288 Henriques, Orville
236	83	26.26	3.1607	42.5983	44.84	251 Cheng, Tat Nang
237	87	27.72	3.1385	42.2994	44.53	421 Wallroth, Marion
238	82	26.32	3.1155	41.9891	44.20	1199 Leontaridis, Pavlos
239	89	28.59	3.1130	41.9551	44.16	818 Donnelly, Vernon
240	81	26.03	3.1118	41.9391	44.15	476 Grilli, Cassio
241	57	18.35	3.1063	41.8646	44.07	12 Swierczek, Zbigniew
242	82	26.40	3.1061	41.8618	44.07	604 Kornaros, Nikolaos
243	55	17.80	3.0899	41.6439	43.84	41 Costa, Luis
244	80	25.99	3.0781	41.4851	43.67	1184 Efthimiou, Christos
245	59	19.17	3.0777	41.4800	43.66	1083 Tiberi, Marco
246	71	23.21	3.0590	41.2279	43.40	1166 Fitatzis, Dimitrios
247	56	18.35	3.0518	41.1302	43.29	533 Belarmino, Benjamin Jr
248	78	25.87	3.0151	40.6356	42.77	505 Macedo Filho, Edmundo Souza
249	70	23.25	3.0108	40.5773	42.71	1214 Spatoulas, Vasileios
250	89	29.64	3.0027	40.4688	42.60	541 Francisco, Raymundo
251	87	29.03	2.9969	40.3906	42.52	1167 Giannakos, Konstantinos
252	81	27.61	2.9337	39.5391	41.62	1065 Gudenja, Valeria

STANDARD -- Overall Stage Results

IPSC World Shoot XVI

Printed October 10, 2011 at 22:39



Stage 3 --

	PTS	TIME	HIT FACTOR	STAGE POINTS	STAGE PERCENT	COMPETITOR # Name
253	74	25.26	2.9295	39.4827	41.56	112 Cumming, David
254	79	27.01	2.9248	39.4195	41.49	1262 Kakavoulas, Ioannis
255	78	26.82	2.9083	39.1962	41.26	354 Jose Vaghi, Antonio
256	57	19.66	2.8993	39.0751	41.13	1022 Szaszi, Csaba
257	86	29.71	2.8946	39.0125	41.07	1129 Zafiridis, Sotirios
258	68	23.58	2.8838	38.8663	40.91	636 Dawson, Peter
259	60	20.89	2.8722	38.7098	40.75	920 Gruber, Birgit
260	95	33.25	2.8571	38.5071	40.53	830 Wolff, Ebbe
261	70	24.82	2.8203	38.0106	40.01	104 Chan, Mario
262	86	30.55	2.8151	37.9399	39.94	1120 Tsiavos, Themistoklis
263	57	20.26	2.8134	37.9179	39.91	487 Misanovic, Dragan
264	83	29.57	2.8069	37.8299	39.82	329 Burkhart, Rita
265	64	22.99	2.7838	37.5188	39.49	1048 Lim, Julian
266	75	27.12	2.7655	37.2718	39.23	609 Roque, Mary Cristy
267	62	22.59	2.7446	36.9900	38.94	87 Mihajlovic, Zoran
268	74	27.07	2.7337	36.8427	38.78	103 Redford, Martin
269	75	27.75	2.7027	36.4256	38.34	13 Zaworski, Radoslaw
270	86	32.16	2.6741	36.0405	37.94	842 Alexiou, Ioannis
271	73	27.34	2.6701	35.9859	37.88	100 Redford, Melvyn
272	67	25.17	2.6619	35.8757	37.76	113 Mant, Patrick
273	85	32.12	2.6463	35.6658	37.54	249 Quinn, Paddy
274	61	23.17	2.6327	35.4823	37.35	1279 Muhlbacher, Hubert
275	64	24.48	2.6144	35.2352	37.09	457 Mihtiev, Krasimir
276	61	23.40	2.6068	35.1336	36.98	42 Rebelo, Jose
277	85	32.97	2.5781	34.7463	36.58	287 Heyliger, Claudieus
278	87	33.97	2.5611	34.5169	36.33	484 Figoli, Edmundo Jose
279	75	29.64	2.5304	34.1029	35.90	142 Selven, Lasse Strand
280	73	28.91	2.5251	34.0317	35.82	919 Aigner, Edeltraud
281	53	21.01	2.5226	33.9984	35.79	784 Gomez, Estuardo
282	73	28.94	2.5225	33.9964	35.79	350 Noormets, Andy
283	55	21.89	2.5126	33.8630	35.65	317 Wigchert, Frank
284	48	19.35	2.4806	33.4325	35.19	265 Hoogduijn, Peter
285	66	26.72	2.4701	33.2902	35.04	403 Mohr, Uwe
286	88	35.65	2.4684	33.2684	35.02	404 Pawlowsky, Maik
287	71	29.12	2.4382	32.8606	34.59	554 Silva Pereira, Nelson Jose
288	90	37.41	2.4058	32.4238	34.13	810 Mac-Namara, Fabian
289	81	33.72	2.4021	32.3747	34.08	876 Erickson, Rick
290	66	28.53	2.3134	31.1782	32.82	909 Garaev, Albert
291	56	24.46	2.2895	30.8560	32.48	655 Fischer, Reinaldo
292	73	31.94	2.2855	30.8032	32.42	553 Teixeira, Nilton Pita
293	74	32.45	2.2804	30.7344	32.35	1003 Koput, Jurand
294	76	34.14	2.2261	30.0026	31.58	129 Weber, Nick

STANDARD -- Overall Stage Results

IPSC World Shoot XVI

Printed October 10, 2011 at 22:39



Stage 3 --

	PTS	TIME	HIT FACTOR	STAGE POINTS	STAGE PERCENT	COMPETITOR # Name
295	78	35.08	2.2235	29.9670	31.54	957 Price, Stephen
296	60	27.17	2.2083	29.7625	31.33	632 Fitzgerald, John
297	57	25.89	2.2016	29.6723	31.23	1191 Kardoulis, Spyridon
298	73	33.22	2.1975	29.6164	31.18	588 Ongpauco, Ramon
299	86	39.17	2.1956	29.5906	31.15	379 Dose, Klaus-Peter
300	62	28.62	2.1663	29.1965	30.73	35 Schmidt-Dumont, Jorn Peter
301	57	27.41	2.0795	28.0268	29.50	577 Borro, Hilario
302	83	40.53	2.0479	27.6001	29.05	1150 Adamakopoulos, Theodoros
303	68	33.31	2.0414	27.5133	28.96	1215 Stavrianakis, Vasileios
304	42	20.87	2.0125	27.1228	28.55	156 Thorstensen, Christopher
305	73	37.85	1.9287	25.9935	27.36	1231 Evangelinos, Dino
306	66	36.08	1.8293	24.6539	25.95	370 Rogmann, Juergen
307	50	28.05	1.7825	24.0240	25.29	891 Baldwin, Alastair
308	53	30.69	1.7269	23.2749	24.50	480 Lima E Silva, Denise Maria
309	90	52.76	1.7058	22.9904	24.20	439 Rieber, Albert
310	54	32.16	1.6791	22.6301	23.82	1227 Pavlidis, Polyvios
311	90	54.05	1.6651	22.4417	23.62	1161 Fragouli, Maria
312	59	36.48	1.6173	21.7974	22.94	475 Trofimov, Nikolai
313	71	47.05	1.5090	20.3379	21.41	458 Kostadinov, Svetoslav
314	52	35.27	1.4743	19.8704	20.92	659 Hatzipanagiotis, Peter
315	41	33.21	1.2346	16.6389	17.51	1212 Skoumpouris, Antonios
316	37	38.15	0.9699	13.0712	13.76	79 Goncalves, Jose
317	17	19.67	0.8643	11.6480	12.26	76 Selven, Lars
318	51	62.45	0.8167	11.0064	11.59	1196 Kelesis, Christos
319	20	30.71	0.6513	8.7773	9.24	1163 Zaharopoulos, Myron
320	0	12.83	0.0000	0.0000	0.00	55 Kay, Ian Lawrence
321	0	0.00	0.0000	0.0000	0.00	1223 Topouzis, Konstantinos
322	0	0.00	0.0000	0.0000	0.00	1102 Poutoglidis, Georgios
323	0	0.00	0.0000	0.0000	0.00	1247 Terstis, Markos
324	0	0.00	0.0000	0.0000	0.00	1248 Tzimas, Dimitrios
325	0	0.00	0.0000	0.0000	0.00	1213 Soumalevris, Konstantinos
326	0	0.00	0.0000	0.0000	0.00	1132 Iordanidis, Stavros
327	0	0.00	0.0000	0.0000	0.00	1281 Gospodin, Zhelev
328	0	0.00	0.0000	0.0000	0.00	1221 Psaroudakis, Emmanouil

PRODUCTION -- Overall Stage Results

IPSC World Shoot XVI

Printed October 10, 2011 at 22:39



Stage 3 --

	PTS	TIME	HIT FACTOR	STAGE POINTS	STAGE PERCENT	COMPETITOR # Name
1	89	13.20	6.7424	95.0000	100.00	985 Vogel, Robert
2	91	13.52	6.7308	94.8358	99.83	734 Zuccolo, Giovanni
3	87	12.93	6.7285	94.8044	99.79	417 De Cobos, Eduardo
4	89	13.30	6.6917	94.2857	99.25	716 BUTICCHI, EDOARDO ROBERTO
5	89	13.44	6.6220	93.3036	98.21	81 Jacobs, Jaco Kotze
6	89	13.49	6.5975	92.9577	97.85	947 Strader, Phil
7	87	13.49	6.4492	90.8688	95.65	1146 Franjo, Nadj
8	93	14.64	6.3525	89.5054	94.22	107 Montgomery, Peter
9	91	14.51	6.2715	88.3652	93.02	418 Ibanez, Gorka
10	91	14.52	6.2672	88.3044	92.95	366 Gino, Leonardo Jr
11	89	14.26	6.2412	87.9383	92.57	86 Janjusevic, Milorad
12	91	14.68	6.1989	87.3419	91.94	126 Hos, Ivan
13	85	13.74	6.1863	87.1645	91.75	992 Stoeger, Ben
14	89	14.41	6.1763	87.0229	91.60	58 VYSNY, MARIAN
15	91	14.79	6.1528	86.6923	91.26	549 Ishihara, Luis Henrique
16	93	15.16	6.1346	86.4353	90.98	1021 Sedy, Roman
17	89	14.53	6.1253	86.3042	90.85	965 ZAPLETAL, MIROSLAV
18	91	14.93	6.0951	85.8794	90.40	821 GUSHCHINA, MARIA
19	91	14.93	6.0951	85.8794	90.40	857 ONSHIN, NIKOLAY
20	85	13.95	6.0932	85.8524	90.37	180 Manni, Matti
21	91	14.96	6.0829	85.7072	90.22	339 Hvalec, Maksimiljan
22	87	14.36	6.0585	85.3635	89.86	368 Tayag, Diomari Ivan
23	91	15.07	6.0385	85.0816	89.56	21 Hattingh, Diederik
24	89	14.74	6.0380	85.0746	89.55	71 Czocher, Mikulas
25	87	14.46	6.0166	84.7732	89.23	754 Moreira, Galo
26	81	13.56	5.9735	84.1653	88.60	719 Brocanelli, Paolo
27	85	14.24	5.9691	84.1040	88.53	56 Nagy, Ernest
28	89	14.93	5.9612	83.9920	88.41	844 PICHUGIN, ALEXEY
29	91	15.27	5.9594	83.9672	88.39	179 Nousiainen, Lauri
30	85	14.29	5.9482	83.8097	88.22	90 Steiner, Aldar
31	91	15.37	5.9206	83.4209	87.81	29 Bektemirov, Rinat
32	85	14.40	5.9028	83.1695	87.55	57 Fedor, Marian
33	95	16.16	5.8787	82.8304	87.19	139 Skaarer, Even
34	87	14.80	5.8784	82.8257	87.18	8 Grincenko, Vitalijus
35	87	14.84	5.8625	82.6024	86.95	419 Perez, Jose Vicente
36	87	14.86	5.8546	82.4913	86.83	1266 Sladin, Damir
37	74	12.72	5.8176	81.9695	86.28	1026 Vinduska, Vaclav
38	89	15.31	5.8132	81.9072	86.22	448 Vericio De Oliveira, Allison
39	87	14.98	5.8077	81.8305	86.14	721 Vukojevic, Dejan
40	89	15.36	5.7943	81.6406	85.94	69 Palka, Jan
41	93	16.09	5.7800	81.4394	85.73	433 Josi, Oliver
42	89	15.41	5.7755	81.3757	85.66	833 Hagemann, Lars Bjarne

PRODUCTION -- Overall Stage Results

IPSC World Shoot XVI

Printed October 10, 2011 at 22:39



Stage 3 --

	PTS	TIME	HIT FACTOR	STAGE POINTS	STAGE PERCENT	COMPETITOR # Name
43	83	14.42	5.7559	81.0999	85.37	178 KAUNISTO, VESA
44	91	15.85	5.7413	80.8946	85.15	1062 Dimaculangan, Lee
45	91	15.89	5.7269	80.6910	84.94	611 Sy, Anthony
46	87	15.21	5.7199	80.5930	84.83	991 Mink, Matthew
47	89	15.66	5.6833	80.0766	84.29	246 Svedberg, Peter
48	87	15.32	5.6789	80.0144	84.23	1046 Stryc, Michael
49	89	15.81	5.6293	79.3169	83.49	567 Heller, Peter
50	85	15.10	5.6291	79.3139	83.49	374 Schmidt, Tino
51	74	13.17	5.6188	79.1687	83.34	520 Lejano, Juefro Emil
52	81	14.46	5.6017	78.9268	83.08	799 Gyllenberg, Rasmus
53	81	14.48	5.5939	78.8177	82.97	1119 Tzallas, Georgios
54	89	16.03	5.5521	78.2283	82.35	28 Prieto, Marcelo German
55	89	16.12	5.5211	77.7916	81.89	59 HRNCIARIK, ANDREJ
56	93	16.86	5.5160	77.7200	81.81	302 Chomrit, Chalermopol
57	87	15.79	5.5098	77.6327	81.72	937 King, Nick
58	91	16.53	5.5051	77.5668	81.65	643 Jankovic, Nebojsa
59	93	16.90	5.5030	77.5361	81.62	428 Darias, Buenaventura
60	87	15.81	5.5028	77.5345	81.62	707 Del Rosario, Giulio
61	89	16.18	5.5006	77.5031	81.58	958 Ross, Jamieson
62	81	14.75	5.4915	77.3750	81.45	772 Momcilovic, Ljubisa
63	93	16.95	5.4867	77.3074	81.38	301 Ulapathorn, Pornpong
64	87	15.91	5.4683	77.0472	81.10	1011 Hobdell, Angus
65	89	16.29	5.4635	76.9798	81.03	183 Kakkonen, Pekka
66	91	16.66	5.4622	76.9616	81.01	80 Loock, Paul
67	83	15.23	5.4498	76.7867	80.83	1145 Gvozdanovic, Dubravko
68	81	14.88	5.4435	76.6990	80.74	795 Romer, Jack
69	91	16.82	5.4102	76.2295	80.24	513 Binder, Thomas
70	87	16.12	5.3970	76.0434	80.05	523 Ragozin, Alexey
71	83	15.46	5.3687	75.6443	79.63	422 Petkova, Kristina
72	83	15.52	5.3479	75.3519	79.32	412 Kostadinov, Plamen
73	87	16.30	5.3374	75.2037	79.16	217 Du Toit, Daniel
74	85	15.99	5.3158	74.8993	78.84	68 Penov, Anton
75	87	16.41	5.3016	74.6996	78.63	859 Kryuchin, Nikita
76	85	16.15	5.2632	74.1573	78.06	6 Rutkauskas, Saulius
77	89	16.93	5.2569	74.0697	77.97	306 Brezovnik, Slavko
78	81	15.48	5.2326	73.7262	77.61	239 Reggeti, Andres
79	85	16.33	5.2051	73.3399	77.20	356 Haben, Joerg
80	89	17.11	5.2016	73.2905	77.15	573 Anglo, Wilfredo
81	93	17.91	5.1926	73.1636	77.01	226 Kotziadimos, Thomas
82	93	18.03	5.1581	72.6766	76.50	807 Servodio, Francesco
83	85	16.49	5.1546	72.6283	76.45	325 Ekstedt, Stefan
84	83	16.11	5.1521	72.5922	76.41	874 Drolet, Jean Philippe

PRODUCTION -- Overall Stage Results

IPSC World Shoot XVI

Printed October 10, 2011 at 22:39



Stage 3 --

	PTS	TIME	HIT FACTOR	STAGE POINTS	STAGE PERCENT	COMPETITOR # Name
85	74	14.38	5.1460	72.5071	76.32	31 Alba, Gabriel Fernand
86	76	14.79	5.1386	72.4024	76.21	341 Humar, Martin
87	89	17.35	5.1297	72.2767	76.08	346 Koch, Robert
88	87	17.01	5.1146	72.0647	75.86	420 Van Essen, Olaf
89	87	17.04	5.1056	71.9378	75.72	790 Borges, Bruno
90	66	12.96	5.0926	71.7541	75.53	613 Iacomini, Stefano
91	83	16.36	5.0733	71.4829	75.25	678 Yamaguchi, Yukio
92	91	18.03	5.0471	71.1137	74.86	50 Quindi Vallerga, Gaston
93	74	14.70	5.0340	70.9287	74.66	1001 Garcia, Frank
94	83	16.50	5.0303	70.8764	74.61	781 De Sanctis, Maurizio Raffae
95	91	18.14	5.0165	70.6825	74.40	315 Verhulst, Hans
96	87	17.37	5.0086	70.5711	74.29	598 Silva Brum, Vagner Carlos
97	79	15.80	5.0000	70.4494	74.16	427 Burkhalter, Christine
98	81	16.22	4.9938	70.3626	74.07	709 Avoledo, Manuele
99	83	16.67	4.9790	70.1536	73.85	904 Nemykin, Mikhail
100	87	17.50	4.9714	70.0469	73.73	970 Fedorchuk, Oleksandr
101	76	15.32	4.9608	69.8976	73.58	1072 Reilly, Chad
102	91	18.37	4.9537	69.7975	73.47	17 Hopper, Robert Michael
103	85	17.18	4.9476	69.7113	73.38	95 Dudukal, Viktor
104	85	17.25	4.9275	69.4284	73.08	335 Kummer, Steven
105	87	17.69	4.9180	69.2945	72.94	809 Mondaca, Gabriel
106	79	16.07	4.9160	69.2658	72.91	524 Maric, Hrvoje
107	89	18.12	4.9117	69.2053	72.85	860 Kryuchin, Konstantin
108	76	15.54	4.8906	68.9081	72.53	708 Piccioni, Mario
109	89	18.21	4.8874	68.8633	72.49	444 Meichtry, Markus
110	87	17.84	4.8767	68.7119	72.33	1051 Goloski - Golob, Julie
111	91	18.69	4.8689	68.6024	72.21	885 Barinova, Mira
112	87	17.88	4.8658	68.5582	72.17	1131 Iliopoulos, Georgios
113	91	18.71	4.8637	68.5291	72.14	888 TITOV, VLADIMIR
114	81	16.66	4.8619	68.5043	72.11	295 De Abreu, Yhonny
115	87	17.94	4.8495	68.3289	71.93	747 Baculard, Patrick
116	91	18.77	4.8482	68.3101	71.91	1275 Karpenko, Valerii
117	93	19.22	4.8387	68.1769	71.77	944 Buhayenka, Aliaksandr
118	79	16.33	4.8377	68.1630	71.75	969 Tautiev, Zaur
119	87	18.02	4.8280	68.0255	71.61	1115 Ziebart, Friedrich
120	89	18.45	4.8238	67.9675	71.54	157 Lutcherath, Oystein
121	87	18.04	4.8226	67.9501	71.53	1053 Dunivin, Sara
122	83	17.22	4.8200	67.9129	71.49	803 Donot, Marc
123	70	14.58	4.8011	67.6469	71.21	686 Torgashov, Pavel
124	85	17.78	4.7807	67.3589	70.90	438 Papzien, Siegbert
125	79	16.54	4.7763	67.2975	70.84	822 Gushchin, Mikhail
126	87	18.25	4.7671	67.1682	70.70	544 Gasic, Andrea

PRODUCTION -- Overall Stage Results

IPSC World Shoot XVI

Printed October 10, 2011 at 22:39




Stage 3 --

	PTS	TIME	HIT FACTOR	STAGE POINTS	STAGE PERCENT	COMPETITOR # Name
127	85	17.89	4.7513	66.9447	70.47	837 Elkin, Alexander
128	72	15.21	4.7337	66.6977	70.21	756 Lavergne, Mathieu
129	81	17.12	4.7313	66.6636	70.17	67 Makuka, Lubomir
130	95	20.12	4.7217	66.5278	70.03	184 Toikkanen, Janne
131	79	16.75	4.7164	66.4538	69.95	466 Reich, Rolf
132	79	16.78	4.7080	66.3350	69.83	722 Gruzmanov, Konstantin
133	91	19.34	4.7053	66.2968	69.79	257 Sudhinaraset, Khanet
134	83	17.68	4.6946	66.1460	69.63	757 Sagon, Aurelien
135	85	18.17	4.6780	65.9131	69.38	832 Jensen, Christian D
136	87	18.62	4.6724	65.8335	69.30	260 Van Der Lende, Frank
137	89	19.08	4.6646	65.7233	69.18	780 Larsen, Soren
138	79	16.95	4.6608	65.6697	69.13	307 Petrac, Robert
139	89	19.10	4.6597	65.6545	69.11	30 Savarino, Juan Pablo
140	74	15.91	4.6512	65.5344	68.98	49 Avinceta, Edgardo Ramon
141	85	18.28	4.6499	65.5164	68.96	16 Rozhkov, Artem
142	81	17.44	4.6445	65.4404	68.88	633 Olsen, Kai Rino
143	85	18.38	4.6246	65.1600	68.59	531 Salomao Neto, Pedro
144	85	18.39	4.6221	65.1245	68.55	745 Daguanel, Laetitia
145	85	18.40	4.6196	65.0892	68.51	293 Messulam, Daniel
146	83	17.99	4.6137	65.0061	68.43	169 Engan, Jon Arne
147	87	18.95	4.5910	64.6871	68.09	437 Teever, Jevgeni
148	83	18.11	4.5831	64.5754	67.97	318 Ceric, Suad
149	83	18.11	4.5831	64.5754	67.97	867 Potapenko, Evgeny
150	72	15.82	4.5512	64.1259	67.50	445 Hubli, Pascal
151	77	16.92	4.5508	64.1207	67.50	570 Torrevillas, Daniel
152	91	20.00	4.5500	64.1090	67.48	43 Karosas, Linas
153	72	15.91	4.5255	63.7632	67.12	819 Danilovich, Pavel
154	81	17.90	4.5251	63.7587	67.11	462 Michel, Walter
155	81	17.97	4.5075	63.5103	66.85	1249 Dragovic, Vojislav
156	81	17.98	4.5050	63.4750	66.82	411 Hristov, Rosen
157	89	19.80	4.4949	63.3333	66.67	813 Stangvik, Kent
158	93	20.73	4.4863	63.2108	66.54	66 Sabaka, Miroslav
159	87	19.41	4.4822	63.1541	66.48	1100 Stobbe, Markus
160	85	19.02	4.4690	62.9674	66.28	858 Bykova, Elena
161	89	19.96	4.4589	62.8257	66.13	899 RUDOV, ALEXANDER
162	85	19.08	4.4549	62.7694	66.07	836 Kisilev, Kirill
163	87	19.57	4.4456	62.6377	65.93	753 Moncada, Flavio
164	89	20.06	4.4367	62.5125	65.80	582 Cua, Rodolfo Jr
165	83	18.75	4.4267	62.3712	65.65	353 Klimushev, Gustav
166	74	16.77	4.4126	62.1736	65.45	557 Alejandro, Bernardo Mari V
167	85	19.27	4.4110	62.1505	65.42	99 Chamberlain, Ian
168	87	19.75	4.4051	62.0668	65.33	334 Kummer, Patrick

PRODUCTION -- Overall Stage Results

IPSC World Shoot XVI

Printed October 10, 2011 at 22:39



Stage 3 --

	PTS	TIME	HIT FACTOR	STAGE POINTS	STAGE PERCENT	COMPETITOR # Name
169	77	17.48	4.4050	62.0664	65.33	875 Engh, Rob
170	87	19.76	4.4028	62.0354	65.30	298 Ekstrand, Fredrik
171	91	20.73	4.3898	61.8514	65.11	1086 Panagopoulos, Stavros
172	91	20.76	4.3834	61.7620	65.01	137 Tonnessen, Erik
173	89	20.31	4.3821	61.7430	64.99	727 Toia, Adalberto
174	93	21.27	4.3724	61.6060	64.85	1149 SAVKOVIC, JELENA
175	89	20.39	4.3649	61.5007	64.74	7 Kutra, Vaidotas
176	81	18.56	4.3642	61.4914	64.73	787 Vanreusel, Philippe
177	81	18.56	4.3642	61.4914	64.73	869 Stepanov, Oleg
178	83	19.07	4.3524	61.3246	64.55	1154 Hamlatzis, Alexandros
179	70	16.14	4.3371	61.1086	64.32	1238 Kwiecien, Stanislaw
180	83	19.17	4.3297	61.0047	64.22	956 Price, Jon
181	81	18.71	4.3292	60.9984	64.21	755 Sajot, Roberto
182	91	21.03	4.3272	60.9691	64.18	514 Fricker, Claudia
183	91	21.22	4.2884	60.4232	63.60	82 Betts, Alan
184	95	22.22	4.2754	60.2403	63.41	1061 Leatham, Kippi
185	83	19.46	4.2652	60.0956	63.26	538 Jorge, Ma Inez
186	83	19.48	4.2608	60.0339	63.19	1128 Dafnomilis, Polydoros
187	91	21.37	4.2583	59.9991	63.16	889 Markov, Alexander
188	68	16.00	4.2500	59.8820	63.03	291 Rasmussen, Per-Ola
189	80	18.89	4.2350	59.6713	62.81	1106 Samaritakis, Emmanouil
190	87	20.56	4.2315	59.6216	62.76	761 Viaud, Jean-Michel
191	79	18.70	4.2246	59.5241	62.66	892 Chernenko, Anastasia
192	89	21.09	4.2200	59.4595	62.59	912 Kurbatskikh, Vasily
193	74	17.62	4.1998	59.1743	62.29	715 Riillo, Mario
194	79	18.86	4.1888	59.0191	62.13	455 Dimitrov, Milen
195	91	21.91	4.1534	58.5203	61.60	1059 Reese, Maggie
196	89	21.58	4.1242	58.1094	61.17	294 Brodski, Dmitri
197	83	20.21	4.1069	57.8654	60.91	479 Tarcizio Dos Reis, Celio
198	74	18.15	4.0771	57.4464	60.47	296 Johannesson, Stefan
199	75	18.42	4.0717	57.3693	60.39	932 Milburn, Clint
200	85	20.88	4.0709	57.3583	60.38	386 Wiegand, Max
201	74	18.22	4.0615	57.2257	60.24	1280 Flores, Juan Paulo
202	83	20.45	4.0587	57.1863	60.20	814 Klikovac, Dragan
203	85	20.98	4.0515	57.0849	60.09	704 Plotnikov, Alexander
204	87	21.49	4.0484	57.0414	60.04	502 Stettin, Andreas
205	83	20.66	4.0174	56.6051	59.58	710 Norero, Maurizio
206	87	21.70	4.0092	56.4894	59.46	1169 Politakis, Lazaros
207	91	22.74	4.0018	56.3843	59.35	882 Brozovskiy, Dmitry
208	87	21.84	3.9835	56.1273	59.08	758 Gassama, Gabriel
209	75	18.86	3.9767	56.0308	58.98	1073 Reiter, Gerald
210	87	21.88	3.9762	56.0247	58.97	121 Venditti, Daniele

PRODUCTION -- Overall Stage Results

IPSC World Shoot XVI

Printed October 10, 2011 at 22:39



Stage 3 --

	PTS	TIME	HIT FACTOR	STAGE POINTS	STAGE PERCENT	COMPETITOR # Name
211	87	21.92	3.9690	55.9225	58.87	351 Tochilin, Pavel
212	83	21.17	3.9206	55.2414	58.15	78 Steiner, Yoram
213	85	21.73	3.9116	55.1146	58.02	824 Perfiliev, Oleg
214	81	20.71	3.9112	55.1077	58.01	856 SHUSHPANOVA, ELIZAVETA
215	68	17.43	3.9013	54.9692	57.86	1121 Tsimekas, Athanasios
216	77	19.78	3.8928	54.8494	57.74	1122 Heropoulos, Stefanos
217	65	16.70	3.8922	54.8409	57.73	720 Petrovic, Davor
218	81	20.85	3.8849	54.7377	57.62	662 Von Gerhardt, Brendan
219	87	22.40	3.8839	54.7241	57.60	773 Subasic, Snezana
220	91	23.43	3.8839	54.7238	57.60	108 Spence, Martyn
221	79	20.45	3.8631	54.4304	57.30	863 RUDOV, SERGEY
222	76	19.68	3.8618	54.4122	57.28	1267 Kondruch, Anatoliy
223	87	22.62	3.8462	54.1919	57.04	478 Fonseca Da Matta, Carlos Eduardo
224	87	22.66	3.8394	54.0962	56.94	777 Schon, Marianne
225	85	22.15	3.8375	54.0695	56.92	840 Radovic, Zarko
226	73	19.05	3.8320	53.9927	56.83	723 MOSOLKOV, DMITRY
227	78	20.39	3.8254	53.8995	56.74	91 TOIBIS, DOTAN
228	89	23.32	3.8165	53.7736	56.60	488 Efimov, Evgeny
229	75	19.70	3.8071	53.6417	56.46	207 Rundgren, Eddie
230	89	23.46	3.7937	53.4527	56.27	236 Venmore, James Earl
231	77	20.32	3.7894	53.3918	56.20	1244 Terzic, Milan
232	75	19.82	3.7841	53.3169	56.12	97 Molland, Frode
233	85	22.50	3.7778	53.2285	56.03	352 Klimushev, Vladimir
234	79	20.96	3.7691	53.1060	55.90	362 Reinecke, Alfred
235	72	19.15	3.7598	52.9750	55.76	1133 Kalonikidis, Aristidis
236	85	22.64	3.7544	52.8993	55.68	474 Peterson, Urmaz
237	66	17.59	3.7521	52.8671	55.65	509 Pesek, Damijan
238	73	19.49	3.7455	52.7738	55.55	159 Kvarsnes, Hans Petter
239	87	23.29	3.7355	52.6329	55.40	1270 Rudenko, Alexey
240	83	22.31	3.7203	52.4187	55.18	204 Owe, Geir
241	76	20.45	3.7164	52.3634	55.12	1099 Lee, Nelson
242	87	23.44	3.7116	52.2961	55.05	631 Giannella, Patrizia
243	83	22.40	3.7054	52.2081	54.96	436 Kalme, Artur
244	87	23.57	3.6911	52.0076	54.74	1183 Exarchos, Konstantinos
245	89	24.17	3.6823	51.8825	54.61	759 Merchica, Philippe
246	66	17.94	3.6789	51.8357	54.56	841 Vujovic, Nikola
247	87	23.73	3.6662	51.6570	54.38	1111 Giancane, Giovanni
248	74	20.33	3.6399	51.2864	53.99	127 Dunkley, Robert
249	77	21.18	3.6355	51.2239	53.92	162 Vetrov, Mikhail
250	87	24.00	3.6250	51.0758	53.76	855 Kaurov, Oleg
251	81	22.37	3.6209	51.0184	53.70	854 CHEREPOV, ALEXEY
252	87	24.07	3.6145	50.9273	53.61	440 Schwarz, Florian

PRODUCTION -- Overall Stage Results

IPSC World Shoot XVI

Printed October 10, 2011 at 22:39




Stage 3 --

	PTS	TIME	HIT FACTOR	STAGE POINTS	STAGE PERCENT	COMPETITOR # Name
253	83	23.00	3.6087	50.8461	53.52	1276 Nagirnyak, Yuriy
254	91	25.44	3.5770	50.4002	53.05	852 Tasset, Andre
255	87	24.44	3.5597	50.1563	52.80	960 Sahni, Simar
256	83	23.39	3.5485	49.9983	52.63	901 KARCHEV, OLEG
257	79	22.30	3.5426	49.9149	52.54	280 Burchuladze, Nikolai
258	66	18.67	3.5351	49.8089	52.43	256 Tangpojthavipol, Voravudh
259	70	19.81	3.5336	49.7876	52.41	316 Steiger, Thomas
260	75	21.31	3.5195	49.5890	52.20	110 Guest, Graham
261	79	22.46	3.5174	49.5593	52.17	975 Milyukov, Alexander
262	70	20.03	3.4948	49.2407	51.83	1137 Koutantos, Emmanouil
263	77	22.05	3.4921	49.2028	51.79	1271 Galo, Lara
264	64	18.37	3.4839	49.0883	51.67	843 Martin, Eric
265	79	22.68	3.4832	49.0785	51.66	963 Sarantis, Paul
266	85	24.52	3.4666	48.8434	51.41	344 Kelterbaum, Reinhard
267	68	19.70	3.4518	48.6352	51.19	3 Kazanskis, Marius
268	81	23.64	3.4264	48.2775	50.82	972 Braginsky, Igor
269	89	26.00	3.4231	48.2308	50.77	1272 Denishchuk, Andrei
270	93	27.25	3.4128	48.0866	50.62	1256 Rafael Salvador, Ines
271	89	26.12	3.4074	48.0092	50.54	535 Tamayo, Grace
272	68	19.97	3.4051	47.9776	50.50	868 Khomenko, Viacheslav
273	83	24.40	3.4016	47.9287	50.45	507 Oliveira Ribas, Heraldo Sergio
274	68	20.28	3.3531	47.2442	49.73	4 Zdzitowiecki, Andrzej
275	74	22.34	3.3124	46.6720	49.13	641 Hagiantoniou, Stavros
276	60	18.24	3.2895	46.3483	48.79	1098 Gambrell, Jeff
277	89	27.08	3.2866	46.3072	48.74	1181 Glavopoulos, Christos
278	77	23.48	3.2794	46.2062	48.64	182 Maunula, Hannu
279	68	20.88	3.2567	45.8866	48.30	312 Schouwink, Peter
280	51	15.67	3.2546	45.8573	48.27	456 Markov, Metodi
281	87	26.85	3.2402	45.6544	48.06	847 Berdnikov, Sergey
282	58	17.93	3.2348	45.5780	47.98	248 Karlsson, Peter
283	57	17.74	3.2131	45.2719	47.65	729 Rutigliano, Nicola
284	51	15.90	3.2075	45.1940	47.57	1103 Ragias, Konstantinos
285	70	21.89	3.1978	45.0567	47.43	815 Plateus, Raymond
286	81	25.64	3.1591	44.5117	46.85	377 Terving, Armin
287	83	26.44	3.1392	44.2307	46.56	1124 Sulga, Marius
288	83	26.67	3.1121	43.8493	46.16	472 Ditzler, Roger
289	93	30.11	3.0887	43.5191	45.81	629 Samoniuk, Aleksandr
290	77	25.03	3.0763	43.3448	45.63	205 Roos, Gunnar
291	68	22.19	3.0644	43.1777	45.45	823 Myshelov, Sergey
292	43	14.07	3.0561	43.0608	45.33	746 Guichard, Louis
293	81	26.58	3.0474	42.9376	45.20	1187 Ivantsos, Stefanos
294	74	24.33	3.0415	42.8546	45.11	820 Kulishov, Andrey

PRODUCTION -- Overall Stage Results

IPSC World Shoot XVI

Printed October 10, 2011 at 22:39



Stage 3 --

	PTS	TIME	HIT FACTOR	STAGE POINTS	STAGE PERCENT	COMPETITOR # Name
295	83	27.34	3.0358	42.7747	45.03	1203 Behtsoudis, Apostolos
296	76	25.07	3.0315	42.7137	44.96	165 Jolma-Stensland, Roy Agir
297	83	27.54	3.0138	42.4641	44.70	1269 Vapanen, Marja
298	62	20.60	3.0097	42.4065	44.64	1259 Van Hof, Patrick
299	89	29.59	3.0078	42.3792	44.61	628 Perfileva, Irina
300	83	27.68	2.9986	42.2493	44.47	1147 Benazic, Zoran
301	83	27.90	2.9749	41.9162	44.12	128 Dunkley, Denise
302	66	22.19	2.9743	41.9077	44.11	1190 Karapidakis, Marinos
303	72	24.42	2.9484	41.5427	43.73	149 Mortveit, John Gaute
304	91	31.27	2.9101	41.0035	43.16	138 Eide, Nils Einar
305	75	25.87	2.8991	40.8481	43.00	881 VASILYEVA, VERA
306	66	22.97	2.8733	40.4847	42.62	1082 Cadamuro, Denis
307	62	21.66	2.8624	40.3312	42.45	60 Diaz Diaz, Juan Jose
308	81	28.39	2.8531	40.2001	42.32	499 Lobo Rodrigues, Jahir
309	78	27.76	2.8098	39.5897	41.67	928 Lomax, Larry
310	71	25.28	2.8085	39.5721	41.65	177 Broman, Ville
311	72	25.85	2.7853	39.2446	41.31	953 Athanasopoulos, Labros
312	78	28.15	2.7709	39.0413	41.10	1277 Kolobov, Aleksey
313	61	22.02	2.7702	39.0319	41.09	181 Kervinen, Ilkka
314	93	33.87	2.7458	38.6879	40.72	845 Sinichnikov, Vladimir
315	79	28.97	2.7270	38.4225	40.44	106 Smyth, Samuel Paul
316	62	22.81	2.7181	38.2978	40.31	971 Mecwel, Przemyslaw
317	75	27.69	2.7086	38.1633	40.17	1232 Salamon, Timea
318	55	20.31	2.7080	38.1558	40.16	201 Lindblad, Bjorn Terje
319	61	22.56	2.7039	38.0977	40.10	878 Papadhopulli, Nikolin
320	68	25.33	2.6846	37.8252	39.82	861 ERMOLAEV, EVGENY
321	68	25.56	2.6604	37.4848	39.46	512 Takayanagui, Kazuo
322	36	13.83	2.6030	36.6765	38.61	357 Lentz, Arne
323	49	18.98	2.5817	36.3754	38.29	1165 Tasigiorgos, Panagiotis
324	45	17.62	2.5539	35.9844	37.88	233 Spevak, Stanislav
325	62	24.38	2.5431	35.8315	37.72	483 Stavrakidis, Konstantinos
326	68	26.78	2.5392	35.7772	37.66	84 Storhaug, Leif Inge
327	55	21.88	2.5137	35.4179	37.28	760 Veziat, Pierre
328	64	25.93	2.4682	34.7764	36.61	319 Dzuho, Elvir
329	58	23.50	2.4681	34.7750	36.61	870 Gaisin, Ruslan
330	77	31.27	2.4624	34.6953	36.52	155 Nilsen, Bengt
331	47	19.14	2.4556	34.5990	36.42	907 NIKOLAEVA, SVETLANA
332	62	25.49	2.4323	34.2712	36.07	640 Hagiantoniou, Savvas
333	47	19.45	2.4165	34.0475	35.84	561 Cabuling, Ronello
334	61	25.35	2.4063	33.9047	35.69	705 Vlasyev, Dmitry
335	73	30.48	2.3950	33.7455	35.52	663 Perim, Rodrigo
336	66	27.67	2.3853	33.6080	35.38	493 Oliveira Farias, Jean Ransley

PRODUCTION -- Overall Stage Results

IPSC World Shoot XVI

Printed October 10, 2011 at 22:39



Stage 3 --

	PTS	TIME	HIT FACTOR	STAGE POINTS	STAGE PERCENT	COMPETITOR # Name
337	76	31.93	2.3802	33.5368	35.30	73 Flugstad, Lars Christian
338	68	29.01	2.3440	33.0270	34.77	1204 Nikolouzos, Spyridon
339	62	26.53	2.3370	32.9277	34.66	153 Larsen, Gjermund
340	64	27.43	2.3332	32.8747	34.60	973 Gushchyn, Borys
341	64	27.75	2.3063	32.4956	34.21	774 Deyneko, Dmitry
342	47	20.42	2.3017	32.4302	34.14	1234 Al Shamsi, Rubayae
343	89	38.67	2.3015	32.4282	34.13	70 Kaczova, Miriam
344	64	27.92	2.2923	32.2977	34.00	473 Budarny, Anton
345	57	25.17	2.2646	31.9080	33.59	252 Lacle, Kenneth
346	62	27.89	2.2230	31.3221	32.97	1273 Fjodorov, Andrei
347	68	30.74	2.2121	31.1683	32.81	160 Andersen, Marius Wigen
348	72	32.55	2.2120	31.1666	32.81	114 West, Roye
349	51	23.18	2.2002	31.0002	32.63	1192 Karoumbalis, George
350	85	38.94	2.1828	30.7560	32.37	74 Askeland, Chris
351	39	17.98	2.1691	30.5620	32.17	967 Shevchenko, Sergii
352	45	20.84	2.1593	30.4244	32.03	1274 Oskirko, Sergei
353	54	25.08	2.1531	30.3371	31.93	654 Lourenco Gomesfilho, Roberto
354	60	28.71	2.0899	29.4460	31.00	1138 Pardis, Nikolaos
355	59	28.26	2.0878	29.4163	30.96	884 Miasnikov, Andrei
356	64	30.87	2.0732	29.2113	30.75	1264 Tsangarakis, Antonios
357	49	23.76	2.0623	29.0574	30.59	242 Dokter, Gerrit
358	47	23.28	2.0189	28.4461	29.94	1206 Opsimos, Anestis
359	64	32.44	1.9729	27.7976	29.26	228 Kaunisto, Esa
360	57	29.93	1.9044	26.8334	28.25	1216 Tsangaropoulos, Charalambos
361	55	30.03	1.8315	25.8057	27.16	618 Filolias, Dimitrios
362	79	43.84	1.8020	25.3901	26.73	968 Smith, James
363	68	37.81	1.7985	25.3402	26.67	161 Holst, Einar Johan
364	68	40.40	1.6832	23.7157	24.96	1142 Sakellaris, Fotios
365	49	29.16	1.6804	23.6764	24.92	199 Bjurstrom, Jan Petter
366	79	47.58	1.6604	23.3943	24.63	945 Zieper, Warren
367	71	44.13	1.6089	22.6690	23.86	1220 Chasogia, Efstathia
368	73	46.18	1.5808	22.2729	23.45	922 Collins, Jeff
369	36	25.71	1.4002	19.7291	20.77	75 Solheim Schei, Fredrik
370	47	34.92	1.3459	18.9641	19.96	262 Doubrovski, Leonid
371	47	39.58	1.1875	16.7313	17.61	381 Holloway, Joe
372	87	76.40	1.1387	16.0448	16.89	676 Romcy, Waleska
373	47	41.43	1.1344	15.9842	16.83	817 Radcliffe, Tony
374	49	44.61	1.0984	15.4765	16.29	1179 Voudiklari, Niki
375	41	37.37	1.0971	15.4585	16.27	1211 Skouvaklis, Alexandros
376	25	23.45	1.0661	15.0212	15.81	1178 Psaroudakis, Kosmas
377	61	61.74	0.9880	13.9210	14.65	914 Bryson, Cheryl
378	70	75.77	0.9238	13.0169	13.70	321 Benthien, Horst

PRODUCTION -- Overall Stage Results

IPSC World Shoot XVI

Printed October 10, 2011 at 22:39




Stage 3 --

	PTS	TIME	HIT FACTOR	STAGE POINTS	STAGE PERCENT	COMPETITOR # Name
379	24	44.99	0.5335	7.5163	7.91	299 Seeto, Roderick
380	0	0.00	0.0000	0.0000	0.00	1222 Efentakis, Emmanouil
381	0	38.46	0.0000	0.0000	0.00	1242 Gibney, Jim

MODIFIED -- Overall Stage Results**IPSC World Shoot XVI**

Printed October 10, 2011 at 22:39

**Stage 3 --**

	PTS	TIME	HIT FACTOR	STAGE POINTS	STAGE PERCENT	COMPETITOR # Name
1	91	12.74	7.1429	95.0000	100.00	449 Oliveira Ribas, Augusto Sergio
2	88	12.68	6.9401	92.3028	97.16	1036 Vidanes, Jojo
3	85	12.31	6.9050	91.8359	96.67	492 Coelho Martins, Ildeu Heller
4	90	13.78	6.5312	86.8650	91.44	532 Morales, Jerome Jovanne
5	92	14.17	6.4926	86.3514	90.90	450 Costa Junior, Abrahao Felipe
6	83	12.89	6.4391	85.6400	90.15	690 La Bruna, Bruno
7	89	13.85	6.4260	85.4657	89.96	452 Papa, Enrico
8	89	13.94	6.3845	84.9139	89.38	731 Patria, Giorgio
9	93	14.70	6.3265	84.1429	88.57	1049 Dueck, Barry
10	91	14.55	6.2543	83.1821	87.56	522 Uygongco, Nelson
11	90	14.41	6.2457	83.0673	87.44	429 Garcia, Antonio
12	87	13.96	6.2321	82.8868	87.25	1030 Henes, Zdenek
13	90	14.95	6.0201	80.0669	84.28	717 Vezzoli, Roberto
14	93	15.48	6.0078	79.9031	84.11	463 Ebert, Rene
15	94	16.00	5.8750	78.1375	82.25	464 Flass, Juergen
16	74	12.71	5.8222	77.4351	81.51	1050 Voigt, Michael
17	90	15.54	5.7915	77.0270	81.08	805 Helan, Vit
18	89	15.39	5.7830	76.9136	80.96	879 Leatham, Rob
19	89	15.73	5.6580	75.2511	79.21	529 Silveira Boaventura, Leandro
20	89	16.01	5.5590	73.9350	77.83	465 Meier, Dominic
21	88	16.16	5.4455	72.4257	76.24	599 Mura, Gavino
22	90	16.58	5.4282	72.1954	76.00	552 Figueiredo Cortes, Moacyrcaldonazi
23	92	17.07	5.3896	71.6813	75.45	1033 Horinek, Milos
24	91	16.97	5.3624	71.3200	75.07	1090 Tsiskakis, Manolis
25	85	15.88	5.3526	71.1902	74.94	471 Arendt, Benjamin
26	84	15.76	5.3299	70.8883	74.62	372 Schaefer, Markus
27	77	14.63	5.2632	70.0000	73.68	724 Volpe, Oronzo
28	89	17.07	5.2138	69.3439	72.99	712 Sideri, Corrado
29	74	14.33	5.1640	68.6811	72.30	672 Taramelli, Nicolas
30	91	17.65	5.1558	68.5722	72.18	1055 Silva Medeiros, Jose Luiz
31	74	14.39	5.1425	68.3947	71.99	376 Tagliamonte, Raffaele
32	90	17.62	5.1078	67.9342	71.51	336 Lange, Bernd
33	88	17.32	5.0808	67.5751	71.13	1035 Stedman, Roy
34	90	18.11	4.9696	66.0961	69.57	1093 Babouris, Nektarios
35	74	15.47	4.7835	63.6199	66.97	718 Cerrato, Davide
36	73	15.35	4.7557	63.2508	66.58	340 Dvojmoc, Ludwig
37	92	19.91	4.6208	61.4566	64.69	785 Mottet, Andreas
38	88	19.10	4.6073	61.2775	64.50	1089 Vorilas, Spyridon
39	81	17.64	4.5918	61.0714	64.29	1092 Stylianakis, Konstantinos
40	87	19.59	4.4410	59.0659	62.17	701 Garcia, Felicito
41	90	21.24	4.2373	56.3559	59.32	426 Bonaldo, Massimo
42	57	13.71	4.1575	55.2954	58.21	592 Dela Cruz, Lazaro Jr

MODIFIED -- Overall Stage Results

IPSC World Shoot XVI

Printed October 10, 2011 at 22:39



Stage 3 --

	PTS	TIME	HIT FACTOR	STAGE POINTS	STAGE PERCENT	COMPETITOR # Name
43	74	18.61	3.9764	52.8855	55.67	1268 Aalto, Jari
44	88	22.52	3.9076	51.9716	54.71	1091 Zafiridis, Michail
45	82	21.71	3.7771	50.2349	52.88	175 Kivi, Matti
46	90	24.01	3.7484	49.8542	52.48	173 Kykkanen, Harri
47	84	23.41	3.5882	47.7232	50.23	1218 Tsiolakis, Konstantinos
48	48	13.42	3.5768	47.5708	50.07	451 Panganiban, Christopher
49	74	21.29	3.4758	46.2283	48.66	788 Fernandes, Henrique
50	86	25.80	3.3333	44.3333	46.67	147 Perrone, Antonio
51	65	20.78	3.1280	41.6025	43.79	176 Anttila, Janne
52	69	23.92	2.8846	38.3654	40.38	359 Mariack-Kraft, Lisa
53	60	21.22	2.8275	37.6060	39.59	281 Shavit, Yoav
54	81	33.92	2.3880	31.7600	33.43	1140 Rigas, Efstathios
55	36	31.84	1.1307	15.0377	15.83	687 Papadopoulos, Vasileios
56	47	58.75	0.8000	10.6400	11.20	490 Melo Gervasio, Helen
57	0	0.00	0.0000	0.0000	0.00	825 Faure, Thierry

REVOLVER (STANDARD) -- Overall Stage Results

IPSC World Shoot XVI

Printed October 10, 2011 at 22:39



Stage 3 --

	PTS	TIME	HIT FACTOR	STAGE POINTS	STAGE PERCENT	COMPETITOR # Name
1	90	17.14	5.2509	95.0000	100.00	1230 Lopez, Ricardo
2	91	20.27	4.4894	81.2231	85.50	993 Griffin, Matthew
3	90	20.23	4.4488	80.4894	84.73	990 Miculek, Jerry
4	93	21.22	4.3827	79.2920	83.47	320 Back, Sascha
5	90	21.07	4.2715	77.2805	81.35	988 Kirchweger, Hermann
6	91	21.45	4.2424	76.7549	80.79	1034 Nemecek, Zdenek
7	95	23.20	4.0948	74.0845	77.98	332 Exner, Thomas
8	92	22.67	4.0582	73.4223	77.29	744 Tranquilli, Valter
9	90	22.20	4.0541	73.3469	77.21	123 Eilertsen, Ole
10	90	23.53	3.8249	69.2010	72.84	619 Rosas Torres, Rogerio
11	76	20.58	3.6929	66.8129	70.33	530 Azevedo, Moacir
12	86	23.45	3.6674	66.3510	69.84	1016 Kolar, Milan
13	72	19.80	3.6364	65.7899	69.25	562 Chua, Phillip
14	75	20.67	3.6284	65.6467	69.10	981 Walsh, Clifford
15	92	26.12	3.5222	63.7245	67.08	978 Ladic, Tibor
16	75	21.52	3.4851	63.0538	66.37	338 Lindfors, Anders
17	88	25.60	3.4375	62.1920	65.47	574 Arambulo, Raul
18	92	27.34	3.3650	60.8809	64.09	410 Knaus, Guenther
19	87	26.24	3.3155	59.9856	63.14	630 Zambonin, Claudio
20	89	27.02	3.2939	59.5932	62.73	700 Sartor, Marco
21	89	27.24	3.2673	59.1119	62.22	1136 Kontopoulos, Ioannis
22	90	28.66	3.1403	56.8144	59.80	361 Rauer, Dietmar
23	91	29.03	3.1347	56.7135	59.70	470 Sio, Hubert
24	87	28.07	3.0994	56.0749	59.03	548 Garcia Rosado, Joao
25	90	29.14	3.0885	55.8785	58.82	994 Sweeney, Patrick
26	87	28.96	3.0041	54.3516	57.21	494 Carvalho Marques Da Silva, Joao Rafael
27	87	30.28	2.8732	51.9823	54.72	467 Itani, Marwan
28	88	30.75	2.8618	51.7761	54.50	290 Bergfeldt, Per
29	79	29.21	2.7046	48.9314	51.51	289 Singsomboon, Tavesak
30	59	22.51	2.6211	47.4207	49.92	364 Schneider, Markus
31	86	33.30	2.5826	46.7247	49.18	675 Montoro, Wanderley
32	80	31.13	2.5699	46.4946	48.94	600 Andriani, Giovanni
33	59	23.88	2.4707	44.7002	47.05	698 Della Savia, Alain Marco
34	84	34.04	2.4677	44.6459	47.00	323 Rimmele, Marcus
35	90	37.31	2.4122	43.6425	45.94	550 Nilsson, Ola
36	86	38.12	2.2560	40.8167	42.96	682 Ricciardi, Luca
37	72	33.41	2.1550	38.9895	41.04	1188 Kathareios, Christos
38	90	45.71	1.9689	35.6224	37.50	1135 Kontis, Georgios
39	54	27.46	1.9665	35.5783	37.45	151 Hella, John
40	59	49.42	1.1938	21.5994	22.74	1134 Karagiannakis, Iosif
41	54	48.34	1.1171	20.2106	21.27	667 Barbosa, Silvio Humberto
42	87	117.60	0.7398	13.3846	14.09	1198 Labroulis, Konstantinos

REVOLVER (STANDARD) -- Overall Stage Results

IPSC World Shoot XVI

Printed October 10, 2011 at 22:39



Stage 3 --

PTS	TIME	HIT FACTOR	STAGE POINTS	STAGE PERCENT	COMPETITOR # Name	
43	39	61.24	0.6368	11.5218	12.13	1164 Kriebardis, Anastasios

OPEN -- Overall Stage Results

IPSC World Shoot XVI

Printed October 10, 2011 at 22:39



Stage 4 --

	PTS	TIME	HIT FACTOR	STAGE POINTS	STAGE PERCENT	COMPETITOR # Name
1	44	6.46	6.8111	45.0000	100.00	984 Tilley, Chris
2	44	7.24	6.0773	40.1519	89.23	649 Kotsoglo, Kalan
3	41	6.84	5.9942	39.6023	88.01	267 Kirsch, Saul
4	42	7.09	5.9238	39.1377	86.97	651 Mcintosh, Brodie
5	44	7.50	5.8667	38.7600	86.13	460 Schraner, Remo
6	43	7.33	5.8663	38.7576	86.13	982 Eusibio, Kamille
7	67	11.47	5.8413	38.5926	85.76	1081 Drummond, William
8	43	7.38	5.8266	38.4950	85.54	1054 Jarrett, Todd
9	41	7.16	5.7263	37.8323	84.07	382 Ballesteros, Jorge
10	43	7.53	5.7105	37.7282	83.84	974 Racaza, J J
11	44	7.74	5.6848	37.5581	83.46	1000 Kamenicek, Martin
12	42	7.40	5.6757	37.4982	83.33	736 Obriot, Emile
13	39	6.89	5.6604	37.3971	83.10	568 Heller, Joshua
14	44	7.86	5.5980	36.9847	82.19	977 Michel, Max
15	45	8.08	5.5693	36.7954	81.77	639 Hagiantoniou, Paul
16	41	7.42	5.5256	36.5067	81.13	1057 Tyrakis, Ioannis
17	42	7.65	5.4902	36.2727	80.61	638 Graham, Gareth
18	43	8.00	5.3750	35.5116	78.91	1032 Coley, Shane
19	45	8.53	5.2755	34.8543	77.45	642 Da Costa, Patrice
20	43	8.16	5.2696	34.8153	77.37	591 Panganiban, Carlos
21	44	8.38	5.2506	34.6897	77.09	786 De Vos, Willy
22	43	8.23	5.2248	34.5192	76.71	125 Sandas, Frank
23	43	8.28	5.1932	34.3108	76.25	555 Heller, Jessey
24	71	13.77	5.1561	34.0657	75.70	459 Spies, Axel
25	43	8.35	5.1497	34.0231	75.61	244 Murdock, Lesgar
26	45	8.86	5.0790	33.5561	74.57	48 Rigueira, Jorge Omar
27	42	8.29	5.0663	33.4724	74.38	778 Hansen, Johan
28	44	8.72	5.0459	33.3372	74.08	26 Minaglia, Daniel Horacio
29	43	8.53	5.0410	33.3052	74.01	36 Montgomery, Hubert Thomas
30	44	8.73	5.0401	33.2990	74.00	742 Mazzara, Davide
31	43	8.54	5.0351	33.2662	73.92	383 Espilez, Ivan
32	41	8.17	5.0184	33.1554	73.68	1075 Volk, Franz
33	42	8.38	5.0119	33.1129	73.58	213 Gogos, Alexandros
34	39	7.82	4.9872	32.9496	73.22	1008 PIJACEK, PETR
35	44	8.83	4.9830	32.9219	73.16	168 Haugli, Steinar
36	44	8.87	4.9605	32.7734	72.83	652 Soldini, David
37	43	8.71	4.9369	32.6169	72.48	1020 Thompson, Ben
38	41	8.34	4.9161	32.4796	72.18	387 Wilda, Christian
39	43	8.80	4.8864	32.2833	71.74	941 Lalonde, Bruce
40	42	8.60	4.8837	32.2659	71.70	943 Szackas, Alex
41	41	8.41	4.8751	32.2092	71.58	918 Saiti, Naim
42	42	8.64	4.8611	32.1165	71.37	873 Auger, Michael

OPEN -- Overall Stage Results**IPSC World Shoot XVI**

Printed October 10, 2011 at 22:39

**Stage 4 --**

	PTS	TIME	HIT FACTOR	STAGE POINTS	STAGE PERCENT	COMPETITOR # Name
43	41	8.49	4.8292	31.9057	70.90	446 Schneider, Patrik
44	45	9.38	4.7974	31.6958	70.44	85 Blum, Nicolas
45	42	8.76	4.7945	31.6765	70.39	835 Nordberg, Johan
46	41	8.59	4.7730	31.5343	70.08	647 Edwards, Phillip
47	44	9.25	4.7568	31.4270	69.84	735 GRAUFFEL, ERIC
48	42	8.85	4.7458	31.3544	69.68	186 Runtti, Petri
49	42	8.85	4.7458	31.3544	69.68	696 Rovey, Maurizio
50	42	8.87	4.7351	31.2837	69.52	208 Sparby, Frank
51	43	9.10	4.7253	31.2190	69.38	1012 Horejsi, Lenka
52	42	8.90	4.7191	31.1782	69.28	1107 Kalogerakis, George
53	44	9.36	4.7009	31.0577	69.02	393 Thurner, Helmut
54	42	8.99	4.6719	30.8661	68.59	254 Keaney, Paul
55	43	9.21	4.6688	30.8462	68.55	1123 Havlicek, Miroslav
56	40	8.58	4.6620	30.8010	68.45	714 Barbizzi, Daniele
57	41	8.85	4.6328	30.6079	68.02	1109 Madaros, Konstantinos
58	42	9.12	4.6053	30.4261	67.61	622 Blowers, Linda
59	39	8.49	4.5936	30.3493	67.44	730 Todaro, Giuseppe
60	43	9.38	4.5842	30.2871	67.30	1014 Yamaguchi, Hiroyoshi
61	44	9.63	4.5691	30.1869	67.08	511 Gino, Edcel John
62	43	9.46	4.5455	30.0310	66.74	1110 Kavouklis, Nikolaos
63	42	9.27	4.5307	29.9338	66.52	601 Martino, Massimo
64	44	9.74	4.5175	29.8460	66.32	623 Blowers, Karla
65	42	9.30	4.5161	29.8372	66.30	311 Ballesteros, Juan Carlos
66	43	9.54	4.5073	29.7792	66.18	1141 Savelidis, Haralambos
67	42	9.34	4.4968	29.7095	66.02	528 Oliveira Cariello, Horacio
68	41	9.15	4.4809	29.6043	65.79	853 Ronsse, Jurgén
69	43	9.60	4.4792	29.5930	65.76	500 Stevenson Carvalho, Joao Carlos
70	45	10.08	4.4643	29.4947	65.54	1078 Francisco, Ronald
71	45	10.30	4.3689	28.8647	64.14	1202 Maragoudakis, Ioannis
72	42	9.65	4.3523	28.7551	63.90	679 Montesanto, Francesco Paolo
73	43	9.90	4.3434	28.6963	63.77	212 Osman, Mohamed Ziad
74	41	9.44	4.3432	28.6949	63.77	602 D'agostino, Marcello
75	43	9.93	4.3303	28.6096	63.58	255 Saaiman, Jan Andries
76	43	9.97	4.3129	28.4948	63.32	481 Silva Oliveira, Demetrius
77	41	9.53	4.3022	28.4239	63.16	1071 Neel, Lee
78	44	10.37	4.2430	28.0328	62.30	938 Koch, Frank
79	43	10.14	4.2406	28.0171	62.26	358 Loch, Marijan
80	41	9.68	4.2355	27.9834	62.19	498 Mangudadatu, Suharto Al Wali
81	41	9.71	4.2225	27.8970	61.99	579 Cheesman, Enrique
82	42	9.96	4.2169	27.8601	61.91	650 Mcconachie, David
83	45	10.69	4.2095	27.8117	61.80	612 Tan, Mary Grace
84	34	8.08	4.2079	27.8010	61.78	185 Peltokoski, Raine

OPEN -- Overall Stage Results

IPSC World Shoot XVI

Printed October 10, 2011 at 22:39



Stage 4 --

	PTS	TIME	HIT FACTOR	STAGE POINTS	STAGE PERCENT	COMPETITOR # Name
85	43	10.29	4.1788	27.6087	61.35	191 Kotkatvuori, Jorma
86	43	10.36	4.1506	27.4221	60.94	1019 Townley, Rob
87	42	10.16	4.1339	27.3116	60.69	949 Lee, Athena
88	41	9.93	4.1289	27.2789	60.62	560 Morales, Agustin
89	43	10.45	4.1148	27.1860	60.41	1113 Liberti, Giovanni Furio
90	41	10.01	4.0959	27.0609	60.14	793 Botturi, Enri
91	40	9.78	4.0900	27.0218	60.05	551 Caplan De Araujo, Marcio Gabriel
92	42	10.30	4.0777	26.9404	59.87	656 Sameshima, Kazuki
93	43	10.58	4.0643	26.8519	59.67	46 Latorre, Ariel Rodrigo
94	43	10.63	4.0452	26.7256	59.39	408 Glas, Thomas
95	41	10.22	4.0117	26.5048	58.90	215 Bouwer, Pieter
96	43	10.72	4.0112	26.5012	58.89	1056 Fessas, Dimitrios
97	40	10.02	3.9920	26.3745	58.61	51 Belletti, Carlo
98	45	11.28	3.9894	26.3570	58.57	737 Gibert, Philippe
99	44	11.03	3.9891	26.3554	58.57	583 Cuyong, Lydia Abigail
100	42	10.57	3.9735	26.2523	58.34	1252 Chalkiopoulos, Kostas
101	43	10.87	3.9558	26.1355	58.08	194 Niemela, Juha
102	45	11.41	3.9439	26.0567	57.90	461 Angerer, Klaus
103	42	10.66	3.9400	26.0306	57.85	39 Halpern, Shalom
104	43	10.93	3.9341	25.9921	57.76	1097 HUTTNER, ELI
105	44	11.23	3.9181	25.8860	57.52	1043 Steurer, Margit
106	44	11.27	3.9042	25.7941	57.32	946 SEBO, ROBIN
107	41	10.51	3.9010	25.7735	57.27	851 Lauwers, Marc
108	42	10.80	3.8889	25.6932	57.10	826 Hazan, Albert
109	43	11.06	3.8879	25.6865	57.08	348 Kroener, Matthias
110	39	10.05	3.8806	25.6384	56.97	829 Pedersen, Frants Bo
111	44	11.40	3.8596	25.5000	56.67	278 Roorda, Richard
112	42	10.97	3.8286	25.2950	56.21	1027 Ramirez, Robert
113	39	10.23	3.8123	25.1873	55.97	145 Menachem, Hemi
114	45	11.84	3.8007	25.1104	55.80	189 Partanen, Simo
115	43	11.35	3.7885	25.0302	55.62	1126 Bonomi, Cristian
116	41	10.85	3.7788	24.9659	55.48	196 Kosola, Vesa
117	43	11.39	3.7752	24.9423	55.43	930 Markessinis, Tommy
118	38	10.07	3.7736	24.9314	55.40	360 Mueller, Kerstin
119	42	11.15	3.7668	24.8867	55.30	1144 Bortot, Roberto
120	40	10.62	3.7665	24.8844	55.30	508 Arthur, Rhys
121	40	10.64	3.7594	24.8377	55.19	940 Kovic, Josko
122	39	10.38	3.7572	24.8233	55.16	240 Arthur, Justin
123	45	12.00	3.7500	24.7756	55.06	385 Weuster, Frank
124	43	11.52	3.7326	24.6609	54.80	566 Tarrade, Alain
125	44	11.84	3.7162	24.5524	54.56	1010 Ilarina, Alvin
126	42	11.42	3.6778	24.2983	54.00	916 Chang, Don

OPEN -- Overall Stage Results**IPSC World Shoot XVI**

Printed October 10, 2011 at 22:39

**Stage 4 --**

	PTS	TIME	HIT FACTOR	STAGE POINTS	STAGE PERCENT	COMPETITOR # Name
127	42	11.44	3.6713	24.2558	53.90	171 Montgomery, Hanlie
128	40	10.95	3.6530	24.1345	53.63	371 Schaefer, Hans-Peter
129	42	11.50	3.6522	24.1293	53.62	1023 Korondan, Attila
130	43	11.81	3.6410	24.0553	53.46	431 Riubrugent, Victor
131	41	11.28	3.6348	24.0141	53.36	47 Gigli, Fabricio
132	42	11.57	3.6301	23.9833	53.30	616 Desagneaux, Jean-Luc
133	30	8.32	3.6058	23.8227	52.94	694 Borsari, Luca
134	42	11.66	3.6021	23.7981	52.88	333 Frindt, Norbert
135	42	11.69	3.5928	23.7371	52.75	959 Runions, Ivan
136	38	10.62	3.5782	23.6402	52.53	1017 Benedetto, Edwin
137	44	12.31	3.5743	23.6149	52.48	198 Solberg, Bjorn Richard
138	39	10.94	3.5649	23.5526	52.34	501 Lucena Ferreira, Jose Josias
139	44	12.47	3.5285	23.3120	51.80	586 Levanza, Catherine
140	45	12.76	3.5266	23.2999	51.78	748 Desaugere, Jean-Francois
141	43	12.23	3.5159	23.2292	51.62	646 Dwyer, Bernie
142	41	11.75	3.4894	23.0536	51.23	380 Kobler, Wolfgang
143	40	11.48	3.4843	23.0203	51.16	827 Bouchoucha, Marc
144	41	11.79	3.4775	22.9754	51.06	997 Francisco, Megan
145	45	13.01	3.4589	22.8522	50.78	388 Winkler, Oliver
146	28	8.13	3.4440	22.7541	50.56	931 Markessinis, Nikita
147	43	12.54	3.4290	22.6550	50.34	1171 Rigtrup, Jorgen
148	43	12.58	3.4181	22.5829	50.18	563 Mangudadatu, Rubbil
149	28	8.20	3.4146	22.5599	50.13	519 Hinojales, Stephen John
150	42	12.32	3.4091	22.5232	50.05	1039 Sustrova, Katerina
151	33	9.75	3.3846	22.3615	49.69	284 Srijinta-Anggul, Wat
152	26	7.69	3.3810	22.3377	49.64	691 Ascioti, Giuseppe
153	42	12.43	3.3789	22.3239	49.61	610 Santos, Rald Abel
154	39	11.60	3.3621	22.2126	49.36	950 Lim, Johnny
155	45	13.40	3.3582	22.1871	49.30	750 Fromajot, Philippe
156	43	12.83	3.3515	22.1429	49.21	134 Skotte, Eddy
157	40	11.97	3.3417	22.0779	49.06	948 Baroidan, Norberto
158	42	12.57	3.3413	22.0753	49.06	130 Manson, Aaron P
159	34	10.19	3.3366	22.0443	48.99	276 Rooijendijk, Lucien
160	43	12.89	3.3359	22.0398	48.98	1060 Harrison, Jessica
161	41	12.32	3.3279	21.9870	48.86	952 Mchugh, Bernie
162	43	12.97	3.3153	21.9039	48.68	1108 Drakakis, Panagiotis
163	44	13.30	3.3083	21.8571	48.57	771 Andersen, Tim
164	40	12.13	3.2976	21.7867	48.41	423 Haas, Peter
165	40	12.14	3.2949	21.7688	48.38	365 Schrader, Heiko
166	44	13.41	3.2811	21.6779	48.17	961 Samchek, Alan
167	45	13.79	3.2632	21.5596	47.91	1040 Arredondo, Ralph
168	43	13.18	3.2625	21.5549	47.90	999 Miculek, Kay

OPEN -- Overall Stage Results**IPSC World Shoot XVI**

Printed October 10, 2011 at 22:39

**Stage 4 --**

	PTS	TIME	HIT FACTOR	STAGE POINTS	STAGE PERCENT	COMPETITOR # Name
169	43	13.20	3.2576	21.5222	47.83	272 Van Noord, Desiree
170	32	9.97	3.2096	21.2054	47.12	1095 CANETTA, IRENE
171	42	13.17	3.1891	21.0696	46.82	234 Jacobs, Adnaan
172	39	12.27	3.1785	20.9997	46.67	596 Wallin, Joakim
173	33	10.42	3.1670	20.9237	46.50	152 Klov, Morten
174	38	12.00	3.1667	20.9216	46.49	1068 Brister, Johnny
175	32	10.20	3.1373	20.7273	46.06	738 Obriot, Thierry
176	42	13.43	3.1273	20.6617	45.91	144 Johansen, Roger
177	32	10.26	3.1189	20.6061	45.79	685 Quertinier, Stephane
178	35	11.23	3.1167	20.5912	45.76	543 Ladroma, Nolito
179	41	13.19	3.1084	20.5367	45.64	326 Baumgaertner, Agnes
180	41	13.29	3.0850	20.3822	45.29	540 Fontanilla, Bayani Jr
181	44	14.48	3.0387	20.0760	44.61	303 Johnson, Anthony
182	39	12.92	3.0186	19.9432	44.32	384 Metzner, Michael
183	40	13.31	3.0053	19.8552	44.12	214 Van Der Merwe, Kenneth
184	30	10.08	2.9762	19.6632	43.70	389 Lindenmayer, Christian
185	43	14.58	2.9492	19.4851	43.30	624 Carey, Mark
186	43	14.60	2.9452	19.4584	43.24	634 Carroll, Lex
187	40	13.60	2.9412	19.4318	43.18	309 Mak, Kam Sing
188	37	12.77	2.8974	19.1427	42.54	900 KARCHEV, DANIL
189	34	11.74	2.8961	19.1339	42.52	54 Van Den Berg, Jan Fouche
190	43	14.89	2.8878	19.0795	42.40	72 Heldaas, Bjorn
191	39	13.57	2.8740	18.9879	42.20	330 Ebenhoeh, Julia
192	43	14.98	2.8705	18.9648	42.14	391 Schneider, Franz
193	44	15.40	2.8571	18.8766	41.95	648 Williams, Peter
194	37	12.97	2.8527	18.8475	41.88	695 MASSA, STEFANO
195	39	13.92	2.8017	18.5105	41.13	1044 Kneringer, Mario
196	41	14.64	2.8005	18.5027	41.12	1052 Chung, Lily
197	42	15.02	2.7963	18.4745	41.05	1038 Vidanes, Claudia
198	44	15.77	2.7901	18.4337	40.96	801 Parise, Ettore
199	33	11.92	2.7685	18.2907	40.65	118 Lee, Kyrre Magnus
200	34	12.29	2.7665	18.2776	40.62	23 Larranaga Leone, Omar
201	40	14.50	2.7586	18.2257	40.50	1024 Puskas, Geza
202	43	15.71	2.7371	18.0836	40.19	398 Ballesteros, Lorena
203	42	15.39	2.7290	18.0303	40.07	1172 Gerencser, Miklos
204	40	14.84	2.6954	17.8081	39.57	275 Rodigas, Eduard
205	45	16.71	2.6930	17.7921	39.54	645 Docwra, Ray
206	34	12.67	2.6835	17.7294	39.40	804 Neel, Nicholas
207	38	14.19	2.6779	17.6927	39.32	188 Alenius, Jesse
208	42	15.73	2.6701	17.6406	39.20	111 Greenway, Steve
209	42	15.90	2.6415	17.4520	38.78	425 Zanardi, Anna Maria
210	40	15.24	2.6247	17.3407	38.53	94 Glik, Zvi

OPEN -- Overall Stage Results**IPSC World Shoot XVI**

Printed October 10, 2011 at 22:39

**Stage 4 --**

	PTS	TIME	HIT FACTOR	STAGE POINTS	STAGE PERCENT	COMPETITOR # Name
211	30	11.52	2.6042	17.2053	38.23	767 Altuna, Denis
212	41	15.77	2.5999	17.1769	38.17	195 Ovaskainen, Pentti
213	44	17.00	2.5882	17.1000	38.00	782 Bencivenni, Ivano
214	31	12.08	2.5662	16.9546	37.68	399 Fernandez, Pilar
215	40	15.68	2.5510	16.8541	37.45	61 Esposito, Antonio Hector
216	28	11.02	2.5408	16.7868	37.30	741 Ricci, Niccolo'
217	27	10.63	2.5400	16.7812	37.29	575 Barcelona, Ronaldo
218	30	11.89	2.5231	16.6699	37.04	1066 Smith, Brian
219	38	15.22	2.4967	16.4953	36.66	896 Fotopoulou, Marianna
220	43	17.23	2.4956	16.4883	36.64	954 Pellicori, Stephen
221	34	13.84	2.4566	16.2306	36.07	621 Blowers, Alain
222	27	11.01	2.4523	16.2020	36.00	133 Bishop, Brian
223	39	15.92	2.4497	16.1850	35.97	132 Harris, John
224	29	11.86	2.4452	16.1550	35.90	367 Falco De Souza, Daniel
225	29	12.12	2.3927	15.8084	35.13	190 Suominen, Jukka
226	40	16.72	2.3923	15.8058	35.12	174 Kreuzer, Kurt
227	19	7.96	2.3869	15.7700	35.04	556 Agustin, Kenneth Ray
228	26	10.91	2.3831	15.7449	34.99	739 Yang, Christopher
229	40	16.80	2.3810	15.7305	34.96	1076 Kraushofer, Roland
230	27	11.35	2.3789	15.7167	34.93	1042 Kraushofer, Gabriele
231	41	17.42	2.3536	15.5499	34.56	913 Breslawski, Joseph
232	34	14.48	2.3481	15.5132	34.47	740 Makarounas, Michail
233	39	16.80	2.3214	15.3373	34.08	872 Hansen, Fred
234	30	12.94	2.3184	15.3172	34.04	392 Schulte, Andreas
235	33	14.33	2.3029	15.2146	33.81	751 Zanardi, Enzo
236	43	18.69	2.3007	15.2003	33.78	1168 Tsernat-Korboy, Dorothea
237	44	19.13	2.3001	15.1960	33.77	933 Moore, Barry
238	25	10.94	2.2852	15.0978	33.55	187 Kadenius, Jyrki
239	34	14.91	2.2803	15.0659	33.48	193 Partanen, Pekka
240	31	13.67	2.2677	14.9825	33.29	571 Tuan, Keo Dale
241	40	17.65	2.2663	14.9730	33.27	1041 Hasenkopf, Notburga
242	42	18.54	2.2654	14.9669	33.26	894 Meimaridis, George
243	27	12.04	2.2425	14.8160	32.92	995 Jones, Rebecca
244	44	19.64	2.2403	14.8014	32.89	131 Yeung, Danny Tai Chow
245	28	12.56	2.2293	14.7286	32.73	1153 Savidis, Ioannis
246	35	15.82	2.2124	14.6169	32.48	546 Gonzaga, Fernando
247	27	12.28	2.1987	14.5264	32.28	282 Sirison, Sasavat
248	33	15.03	2.1956	14.5060	32.24	77 Dagan, Yael
249	18	8.21	2.1924	14.4851	32.19	283 Skoog, Lars-Tony
250	28	12.80	2.1875	14.4524	32.12	692 Pusceddu, Daniele
251	30	13.77	2.1786	14.3939	31.99	324 Mangudadatu, Mariam
252	27	12.42	2.1739	14.3626	31.92	1162 Babouris, Vasileios

OPEN -- Overall Stage Results**IPSC World Shoot XVI**

Printed October 10, 2011 at 22:39

**Stage 4 --**

	PTS	TIME	HIT FACTOR	STAGE POINTS	STAGE PERCENT	COMPETITOR # Name
253	33	15.32	2.1540	14.2314	31.63	270 Lambrechts, Johan
254	30	13.99	2.1444	14.1676	31.48	200 Besana, Emanuele
255	18	8.47	2.1251	14.0405	31.20	20 Schoeman, Daniel
256	32	15.09	2.1206	14.0105	31.13	657 Motonari, Shinji
257	34	16.12	2.1092	13.9350	30.97	792 Boccia, Maurizio
258	23	10.97	2.0966	13.8520	30.78	1116 Clausen, Torsten
259	21	10.10	2.0792	13.7369	30.53	713 Ravizzini, Paolo Andrea
260	43	20.69	2.0783	13.7309	30.51	980 Sera, Martina
261	34	16.44	2.0681	13.6637	30.36	279 Sasabone, John
262	40	19.64	2.0367	13.4558	29.90	454 Kwan, Billy
263	18	8.96	2.0089	13.2726	29.49	998 Kamenicek, Miroslav
264	30	15.16	1.9789	13.0742	29.05	989 FUCHS, ANTON
265	26	13.15	1.9772	13.0629	29.03	219 Van Den Berg, Ets
266	41	21.16	1.9376	12.8015	28.45	363 Remek, Claudia
267	23	11.96	1.9231	12.7054	28.23	515 Betschart, Bruno
268	42	21.92	1.9161	12.6590	28.13	268 Kisters, Rob
269	43	22.46	1.9145	12.6489	28.11	808 Mondaca, Miguel
270	17	8.89	1.9123	12.6340	28.08	768 Balesi, Daniel
271	43	22.49	1.9120	12.6320	28.07	390 Nuernberg, Philipp
272	32	16.84	1.9002	12.5545	27.90	163 Ally, Hishaam
273	42	22.19	1.8927	12.5050	27.79	580 Coseteng, Evelyn Jean
274	14	7.48	1.8717	12.3657	27.48	263 Drummen, Maurice
275	19	10.20	1.8627	12.3068	27.35	44 Balbi, Martin Ernesto
276	41	22.26	1.8419	12.1689	27.04	594 Delos Santos, Joey
277	41	22.34	1.8353	12.1253	26.95	327 Bettermann, Heribert
278	33	18.31	1.8023	11.9074	26.46	407 Gallenbach, Heinz
279	45	25.15	1.7893	11.8213	26.27	1237 Ullmann, Josef
280	25	14.04	1.7806	11.7643	26.14	1029 Levanza-Rosales, Valerie
281	27	15.63	1.7274	11.4129	25.36	243 RAM, DAVID
282	45	26.08	1.7255	11.3998	25.33	435 Tsuzmarova, Jelena
283	31	18.03	1.7194	11.3595	25.24	93 SHAPIRA, TAL
284	29	16.87	1.7190	11.3573	25.24	2 Gastelumendi Schunk, Mario Sebastian
285	38	22.18	1.7133	11.3192	25.15	96 Monteiro, Emerico
286	30	17.57	1.7075	11.2809	25.07	45 Tripoli, Martin Horacio
287	30	17.64	1.7007	11.2361	24.97	966 Silva, Jose
288	32	18.87	1.6958	11.2039	24.90	670 Sabe, Jose Guilherme
289	30	17.91	1.6750	11.0667	24.59	848 Polizois, Dimitrios
290	23	14.31	1.6073	10.6189	23.60	1031 Tanaka, Brian
291	19	11.86	1.6020	10.5843	23.52	893 Kakoyiannis, Efstathios
292	26	16.43	1.5825	10.4551	23.23	635 Clark, Graeme
293	25	15.92	1.5704	10.3750	23.06	266 Keppel, John
294	17	10.83	1.5697	10.3708	23.05	250 Sonthiniwat, Peerapong

OPEN -- Overall Stage Results

IPSC World Shoot XVI

Printed October 10, 2011 at 22:39



Stage 4 --

	PTS	TIME	HIT FACTOR	STAGE POINTS	STAGE PERCENT	COMPETITOR # Name
295	42	26.76	1.5695	10.3694	23.04	620 Blackaller, David
296	27	17.24	1.5661	10.3471	22.99	1074 Weber, Guenther
297	26	16.63	1.5634	10.3294	22.95	626 Graham, Gina
298	29	18.58	1.5608	10.3120	22.92	64 Zarzif, Nachum Jonatan
299	42	27.10	1.5498	10.2393	22.75	895 Delikostidis, Efrem
300	18	11.65	1.5451	10.2080	22.68	504 Mangudadatu, Datu Pax Ali
301	37	23.97	1.5436	10.1983	22.66	310 Ngan, Man Lai Emily
302	26	17.05	1.5249	10.0749	22.39	581 Cu, Sonny
303	33	22.02	1.4986	9.9012	22.00	115 Sanders, Robert
304	22	14.69	1.4976	9.8945	21.99	342 Henking, Mathias
305	15	10.37	1.4465	9.5566	21.24	37 Dadamia, Goolam
306	15	10.44	1.4368	9.4926	21.09	1265 Mangudadatu, Suharto
307	18	12.88	1.3975	9.2331	20.52	300 Chantharatanachok, Nikorn
308	30	21.81	1.3755	9.0878	20.20	400 Barros, Cristina
309	26	18.94	1.3728	9.0696	20.15	897 Saxoni, Dimitra
310	43	31.87	1.3492	8.9141	19.81	1195 Kelesis, Dimitrios
311	29	21.84	1.3278	8.7728	19.50	926 Gould, Jon
312	14	10.75	1.3023	8.6042	19.12	564 Mangudadatu, Datu Yassin
313	24	18.90	1.2698	8.3896	18.64	345 Knapstein, Paul
314	28	22.43	1.2483	8.2475	18.33	1160 Orfanaki, Irene
315	32	25.88	1.2365	8.1692	18.15	192 Kajasaranta-Alenius, Jaana
316	44	35.76	1.2304	8.1292	18.06	259 Tang, Kam Tim
317	14	11.52	1.2153	8.0291	17.84	1254 Kartapanis, Ioannis
318	18	15.97	1.1271	7.4466	16.55	349 LENNERT, ADAM
319	11	9.83	1.1190	7.3932	16.43	264 Faro, Rien
320	18	16.30	1.1043	7.2959	16.21	534 Lim, Edwin Peter
321	25	22.96	1.0889	7.1938	15.99	434 Belyshev, Sergei
322	32	29.81	1.0735	7.0922	15.76	936 Wolf, Michael
323	19	18.31	1.0377	6.8558	15.24	164 Biermann, Alexis
324	28	27.15	1.0313	6.8137	15.14	1058 Clark, Debra
325	16	15.72	1.0178	6.7245	14.94	140 Wiel, Elisabeth
326	31	31.66	0.9792	6.4691	14.38	22 Gaspar, Abel
327	16	16.38	0.9768	6.4535	14.34	397 Gonzalez, Javier
328	16	17.49	0.9148	6.0440	13.43	202 Haarberg, Stephen Alexand
329	19	20.90	0.9091	6.0062	13.35	661 Vardanega, Paul
330	12	13.37	0.8975	5.9298	13.18	680 Romani, Carlo
331	15	16.89	0.8881	5.8675	13.04	614 Anderson, Natalie
332	16	19.11	0.8373	5.5316	12.29	1067 Pelissier, Michael
333	12	14.99	0.8005	5.2890	11.75	605 Christovasilis, Dimitrios
334	13	16.33	0.7961	5.2596	11.69	608 Ramos, Angela Mariz
335	39	49.97	0.7805	5.1564	11.46	203 Christiansen, Anders
336	10	12.84	0.7788	5.1455	11.43	331 Eidenschink, Bernhard

OPEN -- Overall Stage Results**IPSC World Shoot XVI**

Printed October 10, 2011 at 22:39

**Stage 4 --**

	PTS	TIME	HIT FACTOR	STAGE POINTS	STAGE PERCENT	COMPETITOR # Name
337	25	33.64	0.7432	4.9099	10.91	935 Li, Qing
338	12	16.19	0.7412	4.8970	10.88	951 Abad, Reynaldo
339	10	13.69	0.7305	4.8260	10.72	779 Hansen, John Westgard
340	8	11.01	0.7266	4.8006	10.67	794 Hirano, Tetsuya
341	17	23.68	0.7179	4.7431	10.54	925 Gould, Dianne
342	14	19.61	0.7139	4.7167	10.48	1084 Neonakis, Nikolaos
343	8	11.32	0.7067	4.6691	10.38	485 Talaga, Ramil
344	31	54.03	0.5738	3.7907	8.42	689 Perruccino, Patrizia
345	15	29.60	0.5068	3.3480	7.44	1152 Mavilidi, Aggeliki
346	8	16.66	0.4802	3.1725	7.05	1079 Ramirez, Ericka
347	8	17.66	0.4530	2.9929	6.65	109 Cowen, David
348	7	15.62	0.4481	2.9608	6.58	798 Schieck, Peter
349	7	19.72	0.3550	2.3452	5.21	942 Sousa, Fernando
350	2	8.26	0.2421	1.5997	3.55	269 Van Koolwijk, Jacky
351	3	12.81	0.2342	1.5473	3.44	797 Fristrup, Klaus
352	2	15.53	0.1288	0.8508	1.89	1028 Manning, Blake
353	5	40.19	0.1244	0.8219	1.83	584 Hizon, Miguelito
354	1	11.54	0.0867	0.5725	1.27	587 Navato, Janice
355	1	26.58	0.0376	0.2486	0.55	565 Mangudadatu, Datu Muhaimin
356	0	0.00	0.0000	0.0000	0.00	25 Anastasiou, John
357	0	18.26	0.0000	0.0000	0.00	124 Johansen, Are
358	0	42.01	0.0000	0.0000	0.00	154 Dyro, Herman
359	0	15.79	0.0000	0.0000	0.00	929 Mackay, Wade
360	0	4.67	0.0000	0.0000	0.00	1143 Manzoni, Cristiano
361	0	21.58	0.0000	0.0000	0.00	1224 Haritos, Ioannis
362	0	16.05	0.0000	0.0000	0.00	898 Bergele, Konstantina
363	0	0.00	0.0000	0.0000	0.00	1201 Mantzaridis, Christos
364	0	0.00	0.0000	0.0000	0.00	1209 Saouridou, Eleonora

STANDARD -- Overall Stage Results

IPSC World Shoot XVI

Printed October 10, 2011 at 22:39



Stage 4 --

	PTS	TIME	HIT FACTOR	STAGE POINTS	STAGE PERCENT	COMPETITOR # Name
1	42	7.40	5.6757	45.0000	100.00	1015 MIGUEZ, BLAKE
2	43	8.00	5.3750	42.6161	94.70	658 Batki, Gyorgy
3	43	8.13	5.2891	41.9346	93.19	796 Birkjaer, Ulrik
4	42	8.09	5.1916	41.1619	91.47	983 ZNAMENACEK, PETR
5	45	8.74	5.1487	40.8222	90.72	527 Domingues Oliveira, Lucimar
6	43	8.75	4.9143	38.9633	86.59	784 Gomez, Estuardo
7	41	8.50	4.8235	38.2437	84.99	576 Bernabe, Joseph
8	40	8.53	4.6893	37.1797	82.62	762 Boit, Julien
9	45	10.05	4.4776	35.5011	78.89	148 Syversen, Lars
10	43	9.69	4.4376	35.1835	78.19	210 Engelbrecht, Hermanus
11	44	9.95	4.4221	35.0610	77.91	1069 Novak, Robert
12	42	9.61	4.3704	34.6514	77.00	915 Burrell, Michael
13	41	9.50	4.3158	34.2180	76.04	828 Hansen, Gert Erling
14	42	9.80	4.2857	33.9796	75.51	1045 Stranz, Juergen
15	41	9.64	4.2531	33.7211	74.94	416 Cases, Antonio
16	45	10.76	4.1822	33.1585	73.69	702 Comert, Ergun
17	45	10.84	4.1513	32.9138	73.14	578 Castro, Rosendo Jr
18	40	9.79	4.0858	32.3946	71.99	537 Cortes, Kevin
19	45	11.06	4.0687	32.2591	71.69	976 Quinn, Mark
20	44	10.90	4.0367	32.0052	71.12	119 Due, Dag Petter
21	44	10.92	4.0293	31.9466	70.99	415 Cervera, Manuel
22	42	10.46	4.0153	31.8356	70.75	711 Forlani, Dario
23	43	10.73	4.0075	31.7734	70.61	27 Gini, Sebastian Pedro
24	43	10.75	4.0000	31.7143	70.48	558 Dionisio, Jethro
25	38	9.50	4.0000	31.7143	70.48	699 Bragagnolo, Max
26	41	10.31	3.9767	31.5297	70.07	220 Ruohonen, Tony
27	41	10.37	3.9537	31.3473	69.66	518 Guimaraes Ferreira, Mauro Thompson
28	41	10.41	3.9385	31.2268	69.39	9 Baigorria, Jorge Orlando
29	37	9.47	3.9071	30.9775	68.84	1009 Bragg, Emanuel
30	45	11.52	3.9063	30.9710	68.82	496 Maia Saldanha, Jaime Roberto
31	42	10.81	3.8853	30.8048	68.46	775 Bettoni, Leonardo
32	42	10.83	3.8781	30.7479	68.33	1064 Rogers, Randi
33	44	11.37	3.8698	30.6822	68.18	18 Van Straaten, Andre Stefaan
34	39	10.24	3.8086	30.1967	67.10	653 Woodhouse, Robert
35	43	11.39	3.7752	29.9323	66.52	221 Kuisma, Mikko
36	39	10.51	3.7108	29.4210	65.38	1114 Dela Pena, Ramiro
37	41	11.13	3.6837	29.2068	64.90	816 Davoli, Fabio
38	44	11.96	3.6789	29.1687	64.82	669 Pedlow, Andrew
39	40	10.89	3.6731	29.1224	64.72	14 Siuniakou, Andrei
40	40	10.95	3.6530	28.9628	64.36	688 Bergami, Davide
41	44	12.08	3.6424	28.8789	64.18	87 Mihajlovic, Zoran
42	41	11.27	3.6380	28.8440	64.10	770 Guillaume, Bertrand

STANDARD -- Overall Stage Results

IPSC World Shoot XVI

Printed October 10, 2011 at 22:39




Stage 4 --

	PTS	TIME	HIT FACTOR	STAGE POINTS	STAGE PERCENT	COMPETITOR # Name
43	38	10.46	3.6329	28.8036	64.01	247 Lindstedt, Lars
44	40	11.11	3.6004	28.5457	63.43	812 Di Prospero, Mauro
45	41	11.41	3.5933	28.4900	63.31	955 Penner, Scott
46	43	12.09	3.5567	28.1992	62.66	457 Mihtiev, Krasimir
47	40	11.33	3.5305	27.9914	62.20	769 Beaunier, Francois
48	39	11.05	3.5294	27.9832	62.18	923 Dame, Mike
49	43	12.28	3.5016	27.7629	61.70	65 Friendship, Paul Gary
50	41	11.75	3.4894	27.6657	61.48	223 Kinnala, Jani
51	40	11.58	3.4542	27.3871	60.86	378 Tutschke, Petra
52	44	12.80	3.4375	27.2545	60.57	38 Maidwell, Troy Robert
53	39	11.38	3.4271	27.1717	60.38	684 Simula, Salvatore
54	38	11.11	3.4203	27.1184	60.26	516 Kastell, Peter
55	38	11.15	3.4081	27.0211	60.05	394 Mangarov, Dimitar
56	42	12.45	3.3735	26.7470	59.44	927 Hudson, Robbin
57	41	12.18	3.3662	26.6890	59.31	158 Nakling, Hilde
58	41	12.19	3.3634	26.6671	59.26	1022 Szaszi, Csaba
59	40	11.94	3.3501	26.5614	59.03	245 Backstrom, Mats O
60	29	8.67	3.3449	26.5200	58.93	1096 PESCE, FABRIZIO
61	40	12.05	3.3195	26.3189	58.49	406 Schuetz, Michael
62	45	13.58	3.3137	26.2729	58.38	964 Scotte, Pascal
63	39	11.78	3.3107	26.2491	58.33	477 Nogueira Sette Bicalho, Carlos Eduardo
64	40	12.10	3.3058	26.2102	58.24	766 Weber, Didier
65	32	9.74	3.2854	26.0487	57.89	401 Jaime, Juan Carlos
66	40	12.19	3.2814	26.0166	57.81	693 Montera, Paolo
67	41	12.55	3.2669	25.9021	57.56	1047 Sweeney, Matthew
68	29	8.94	3.2438	25.7191	57.15	1018 Butler, Taran
69	41	12.64	3.2437	25.7177	57.15	615 Barnes, Michael
70	34	10.50	3.2381	25.6735	57.05	986 Liehne, Zdenek
71	32	10.00	3.2000	25.3714	56.38	355 Damm, Oliver
72	40	12.61	3.1721	25.1501	55.89	810 Mac-Namara, Fabian
73	36	11.52	3.1250	24.7768	55.06	743 Commisso, Emanuele
74	44	14.13	3.1139	24.6891	54.86	939 Korobkin, Anatoli
75	43	13.86	3.1025	24.5980	54.66	849 Botticelli, Alessandro
76	41	13.31	3.0804	24.4231	54.27	11 Pastor, Federico
77	42	13.69	3.0679	24.3243	54.05	789 Correia, Paulo
78	30	9.81	3.0581	24.2464	53.88	89 Bratushkins, Arturs
79	27	8.83	3.0578	24.2436	53.87	495 Maia Saldanha Junior, Jaime Roberto
80	41	13.45	3.0483	24.1689	53.71	117 Ciesielski, Marcin
81	38	12.49	3.0424	24.1222	53.60	166 Ostgaard, Haavard
82	30	9.87	3.0395	24.0990	53.55	1002 Tomasie, Travis
83	42	13.97	3.0064	23.8368	52.97	354 Jose Vaghi, Antonio
84	40	13.33	3.0008	23.7917	52.87	800 Djukovic, Marko

STANDARD -- Overall Stage Results

IPSC World Shoot XVI

Printed October 10, 2011 at 22:39




Stage 4 --

	PTS	TIME	HIT FACTOR	STAGE POINTS	STAGE PERCENT	COMPETITOR # Name
85	43	14.42	2.9820	23.6428	52.54	120 Aarebraat, Per Arild
86	41	13.84	2.9624	23.4878	52.20	136 Fremstad, Jon Terje
87	33	11.22	2.9412	23.3193	51.82	1253 O'Donovan, Sean
88	27	9.26	2.9158	23.1179	51.37	491 Zander Lima, Igor
89	39	13.41	2.9083	23.0585	51.24	880 Keehart, Deborah
90	36	12.48	2.8846	22.8709	50.82	258 Kaewmuangpet, Narongsak
91	43	14.98	2.8705	22.7589	50.58	41 Costa, Luis
92	44	15.34	2.8683	22.7417	50.54	1112 Turkova, Eva
93	45	15.72	2.8626	22.6963	50.44	211 Patzen, Heinrich
94	43	15.05	2.8571	22.6531	50.34	5 Kaufmanis, Eriks
95	37	12.96	2.8549	22.6356	50.30	10 Roitman, Patricio
96	45	15.99	2.8143	22.3131	49.58	403 Mohr, Uwe
97	43	15.33	2.8050	22.2393	49.42	834 Dahlman, Roland
98	39	14.11	2.7640	21.9145	48.70	430 Fernandez, Enrique
99	40	14.52	2.7548	21.8418	48.54	100 Redford, Melvyn
100	37	13.47	2.7468	21.7786	48.40	232 Lento, Mika
101	33	12.02	2.7454	21.7673	48.37	1241 Stamenkvic, Zoran
102	39	14.22	2.7426	21.7450	48.32	1215 Stavrianakis, Vasileios
103	43	15.73	2.7336	21.6738	48.16	447 Lazaridi, Igor
104	28	10.26	2.7290	21.6374	48.08	197 Honkaselka, Raine
105	43	15.76	2.7284	21.6325	48.07	525 Liongos, Christos
106	34	12.47	2.7265	21.6176	48.04	413 Koussev, Alexander
107	30	11.04	2.7174	21.5450	47.88	850 Cifuentes, Edwin
108	40	14.83	2.6972	21.3852	47.52	783 Kuveljic, Dusan
109	37	13.75	2.6909	21.3351	47.41	209 Peacock, Justin James
110	37	13.77	2.6870	21.3041	47.34	1236 Kieninger, Stephanie
111	42	15.65	2.6837	21.2780	47.28	277 Roopram, Kris
112	45	17.12	2.6285	20.8403	46.31	314 Van Uitert, John
113	37	14.13	2.6185	20.7613	46.14	1214 Spatoulas, Vasileios
114	45	17.23	2.6117	20.7072	46.02	216 Du Toit, Cecilia
115	40	15.37	2.6025	20.6339	45.85	251 Cheng, Tat Nang
116	28	10.79	2.5950	20.5746	45.72	424 Kuenzler, Oliver
117	36	13.92	2.5862	20.5049	45.57	146 Kolia, Muhammed
118	39	15.10	2.5828	20.4778	45.51	287 Heyliger, Claudieus
119	29	11.23	2.5824	20.4745	45.50	104 Chan, Mario
120	34	13.22	2.5719	20.3912	45.31	765 Martin-Privat, Pierre
121	35	13.62	2.5698	20.3744	45.28	542 Gotamco, Jon Christopher
122	31	12.14	2.5535	20.2459	44.99	1037 Richman, Mark
123	31	12.25	2.5306	20.0641	44.59	468 Kressibucher, Peter
124	43	17.03	2.5250	20.0193	44.49	53 Keaney, Janis Mather
125	27	10.78	2.5046	19.8582	44.13	996 Puente, Ted
126	35	14.00	2.5000	19.8214	44.05	1025 Zils, Jevgenij

STANDARD -- Overall Stage Results

IPSC World Shoot XVI

Printed October 10, 2011 at 22:39



Stage 4 --

	PTS	TIME	HIT FACTOR	STAGE POINTS	STAGE PERCENT	COMPETITOR # Name
127	37	14.90	2.4832	19.6884	43.75	135 Nordgaard, Tor Olav
128	41	16.63	2.4654	19.5473	43.44	328 Burkhart, Helmut
129	43	17.49	2.4585	19.4928	43.32	101 Maidwell, Tara Louise
130	45	18.35	2.4523	19.4434	43.21	273 Van Noord, Ruud
131	43	17.54	2.4515	19.4372	43.19	1243 Sioda, Geno Wieslaw
132	40	16.49	2.4257	19.2324	42.74	317 Wigchert, Frank
133	43	18.04	2.3836	18.8985	42.00	1257 Ballesteros, Antonio Oribe
134	39	16.38	2.3810	18.8776	41.95	489 Faci, Caroline
135	26	10.93	2.3788	18.8603	41.91	396 Astroth, Marcus
136	29	12.24	2.3693	18.7850	41.74	1087 Papagrigoriou, Evangelos
137	31	13.23	2.3432	18.5779	41.28	1070 Miguez, Steve
138	40	17.09	2.3405	18.5572	41.24	597 Berntsen, Jostein Cavite
139	33	14.11	2.3388	18.5431	41.21	1104 Roumeliotakis, Konstantinos
140	38	16.26	2.3370	18.5293	41.18	609 Roque, Mary Cristy
141	41	17.64	2.3243	18.4281	40.95	142 Selven, Lasse Strand
142	42	18.11	2.3192	18.3876	40.86	979 Clark, Paul
143	32	13.82	2.3155	18.3585	40.80	253 Barentsen, Sasja
144	39	16.88	2.3104	18.3184	40.71	636 Dawson, Peter
145	30	13.03	2.3024	18.2546	40.57	776 Ostling, Mikael
146	23	10.14	2.2682	17.9839	39.96	414 Ganan, Manuel
147	31	13.67	2.2677	17.9799	39.96	288 Henriques, Orville
148	25	11.19	2.2341	17.7135	39.36	453 Rivera, Edward
149	39	18.04	2.1619	17.1405	38.09	864 Margodt, Steve
150	33	15.38	2.1456	17.0119	37.80	962 Sanford, Ralph
151	37	17.35	2.1326	16.9082	37.57	285 Kamolwong, Somchai
152	27	12.67	2.1310	16.8959	37.55	34 Viljoen, Enrico Pierre
153	31	14.71	2.1074	16.7087	37.13	725 D'alessandro, Mauro
154	42	20.14	2.0854	16.5343	36.74	225 Lokkila, Heidi
155	45	21.66	2.0776	16.4721	36.60	19 Jansen Van Vuuren, Abraham Carel
156	34	16.57	2.0519	16.2686	36.15	113 Mant, Patrick
157	34	16.65	2.0420	16.1905	35.98	443 Gepperth, Friedrich
158	28	13.88	2.0173	15.9942	35.54	1279 Muhlbacher, Hubert
159	37	18.44	2.0065	15.9087	35.35	98 Adam, Robert
160	31	15.60	1.9872	15.7555	35.01	625 Carey, Peter
161	24	12.10	1.9835	15.7261	34.95	1065 Gudenja, Valeria
162	29	14.66	1.9782	15.6841	34.85	92 Monastirsky, Evgeny
163	25	12.69	1.9701	15.6197	34.71	831 JENSEN, RALF K
164	24	12.20	1.9672	15.5972	34.66	1118 Syrogiannis, Alexandros
165	28	14.24	1.9663	15.5899	34.64	222 Keskiivali, Tiia
166	44	22.65	1.9426	15.4021	34.23	122 Tessem, Terje
167	35	18.20	1.9231	15.2473	33.88	150 Evesque, Michel
168	37	19.25	1.9221	15.2393	33.87	659 Hatzipanagiotis, Peter

STANDARD -- Overall Stage Results

IPSC World Shoot XVI

Printed October 10, 2011 at 22:39




Stage 4 --

	PTS	TIME	HIT FACTOR	STAGE POINTS	STAGE PERCENT	COMPETITOR # Name
169	25	13.02	1.9201	15.2238	33.83	802 Duvivier, Cedric
170	34	17.98	1.8910	14.9928	33.32	292 Buono, Mauricio
171	26	13.75	1.8909	14.9922	33.32	322 Holzapfel, Thomas Christia
172	28	14.90	1.8792	14.8993	33.11	545 Gonzaga, Jannette
173	25	13.34	1.8741	14.8586	33.02	752 Bettarini, Varo
174	19	10.23	1.8573	14.7256	32.72	402 Midgley, Gregory
175	42	22.99	1.8269	14.4846	32.19	482 Spatoulas, Ioannis
176	19	10.41	1.8252	14.4710	32.16	559 Martin, Wilfredo Jr
177	23	12.68	1.8139	14.3815	31.96	15 Gromov, Andrej
178	35	19.34	1.8097	14.3485	31.89	42 Rebelo, Jose
179	27	15.10	1.7881	14.1769	31.50	172 Takkumaki, Taisto
180	16	9.10	1.7582	13.9403	30.98	224 Marjoniemi, Esa
181	38	21.71	1.7503	13.8777	30.84	1003 Koput, Jurand
182	42	24.08	1.7442	13.8289	30.73	1088 Papadopoulos, Georgios
183	26	14.91	1.7438	13.8258	30.72	1127 Vasileiou, Nikolaos
184	44	25.30	1.7391	13.7888	30.64	439 Rieber, Albert
185	41	23.91	1.7148	13.5956	30.21	63 Fischer, Johanna Sophia
186	38	22.38	1.6979	13.4623	29.92	673 Dalmeida Arruda, Victor
187	38	22.53	1.6866	13.3726	29.72	1004 Gawenda, Boguslaw
188	27	16.04	1.6833	13.3461	29.66	572 Yao, Eduardo
189	39	23.53	1.6575	13.1413	29.20	329 Burkhart, Rita
190	41	24.96	1.6426	13.0237	28.94	129 Weber, Nick
191	39	24.33	1.6030	12.7092	28.24	83 Greeff, Pieter Albert
192	17	10.62	1.6008	12.6917	28.20	726 Sklavis, Alexandros
193	19	11.91	1.5953	12.6484	28.11	1077 Post, Gottfried
194	19	12.00	1.5833	12.5536	27.90	1221 Psaroudakis, Emmanouil
195	17	10.74	1.5829	12.5499	27.89	877 Fisher, Randy
196	41	25.98	1.5781	12.5124	27.81	116 Birketvedt, Espen
197	16	10.23	1.5640	12.4005	27.56	297 Andersson, Robert
198	19	12.32	1.5422	12.2275	27.17	487 Misanovic, Dragan
199	22	14.28	1.5406	12.2149	27.14	811 Madsen, Bo Stampe
200	44	28.59	1.5390	12.2021	27.12	604 Kornaros, Nikolaos
201	23	14.96	1.5374	12.1896	27.09	1013 Podlesak, Roman
202	31	20.38	1.5211	12.0601	26.80	1006 Widla, Radoslaw
203	24	15.99	1.5009	11.9003	26.45	156 Thorstensen, Christopher
204	17	11.40	1.4912	11.8233	26.27	40 Silva, Manuel
205	31	21.25	1.4588	11.5664	25.70	1155 Chrysafidis, Dimitrios
206	27	18.51	1.4587	11.5652	25.70	62 Rolls, Kevin Keith
207	18	12.69	1.4184	11.2462	24.99	231 Dahl, Mikael
208	43	30.33	1.4177	11.2406	24.98	55 Kay, Ian Lawrence
209	22	15.66	1.4049	11.1385	24.75	1213 Soumalevris, Konstantinos
210	25	17.86	1.3998	11.0982	24.66	308 Jereb, Uros

STANDARD -- Overall Stage Results

IPSC World Shoot XVI

Printed October 10, 2011 at 22:39



Stage 4 --

	PTS	TIME	HIT FACTOR	STAGE POINTS	STAGE PERCENT	COMPETITOR # Name
211	14	10.05	1.3930	11.0448	24.54	585 Lao, Alex
212	21	15.27	1.3752	10.9037	24.23	681 Silvera, Tullio
213	37	27.12	1.3643	10.8170	24.04	920 Gruber, Birgit
214	15	11.20	1.3393	10.6186	23.60	13 Zaworski, Radoslaw
215	43	32.29	1.3317	10.5583	23.46	569 Mercader, Azurphanipal
216	39	29.30	1.3311	10.5534	23.45	1184 Efthimiou, Christos
217	26	19.57	1.3286	10.5336	23.41	1130 Zaharioudakis, Mihail
218	33	24.90	1.3253	10.5077	23.35	749 Dumont, Jose
219	23	17.36	1.3249	10.5044	23.34	533 Belarmino, Benjamin Jr
220	12	9.11	1.3172	10.4438	23.21	763 Poiret, Jerome
221	16	12.28	1.3029	10.3304	22.96	1245 Stettensch, Rainer
222	40	30.83	1.2974	10.2868	22.86	313 Slim, Marcel
223	21	16.46	1.2758	10.1154	22.48	764 Gerard, Joel
224	19	14.99	1.2675	10.0496	22.33	1101 Sandberg, Jens
225	24	18.96	1.2658	10.0362	22.30	229 Borgstrom, Stefan
226	22	17.79	1.2366	9.8049	21.79	909 Garaev, Albert
227	14	11.38	1.2302	9.7540	21.68	733 Morassut, Enrico
228	17	13.95	1.2186	9.6621	21.47	143 Krako, Lene Olaug
229	23	18.99	1.2112	9.6028	21.34	218 Shawe, Karen
230	27	22.40	1.2054	9.5568	21.24	588 Ongpauco, Ramon
231	33	27.56	1.1974	9.4936	21.10	589 Ongpauco, Tyrone
232	22	18.64	1.1803	9.3578	20.80	806 Munson, Lisa
233	41	34.80	1.1782	9.3411	20.76	919 Aigner, Edeltraud
234	38	32.27	1.1776	9.3364	20.75	921 Strasser, Elisabeth
235	16	13.87	1.1536	9.1462	20.32	595 Aronis, Themistoklis
236	24	20.98	1.1439	9.0699	20.16	112 Cumming, David
237	28	24.69	1.1341	8.9915	19.98	370 Rogmann, Juergen
238	10	8.85	1.1299	8.9588	19.91	607 Pible, Israelito
239	24	21.71	1.1055	8.7649	19.48	1150 Adamakopoulos, Theodoros
240	13	11.84	1.0980	8.7054	19.35	664 Buzzachera, Mafaldo
241	15	13.75	1.0909	8.6494	19.22	12 Swierczek, Zbigniew
242	12	11.12	1.0791	8.5560	19.01	666 Franca Filho, Silvio
243	17	15.96	1.0652	8.4452	18.77	830 Wolff, Ebbe
244	18	17.29	1.0411	8.2542	18.34	475 Trofimov, Nikolai
245	20	19.46	1.0277	8.1486	18.11	1105 Roumeliotakis, Nikolaos
246	25	24.76	1.0097	8.0054	17.79	1212 Skoumpouris, Antonios
247	37	37.21	0.9944	7.8838	17.52	934 Nardi, Frank
248	14	14.19	0.9866	7.8224	17.38	1063 Nonaka, Tori
249	22	22.67	0.9704	7.6942	17.10	421 Wallroth, Marion
250	23	23.79	0.9668	7.6653	17.03	839 Lindberg, Henrik Have
251	25	26.59	0.9402	7.4545	16.57	476 Grilli, Cassio
252	21	22.75	0.9231	7.3187	16.26	1231 Evangelinos, Dino

STANDARD -- Overall Stage Results

IPSC World Shoot XVI

Printed October 10, 2011 at 22:39




Stage 4 --

	PTS	TIME	HIT FACTOR	STAGE POINTS	STAGE PERCENT	COMPETITOR # Name
253	17	18.45	0.9214	7.3055	16.23	105 Thompson, David
254	28	30.44	0.9198	7.2930	16.21	505 Macedo Filho, Edmundo Souza
255	28	30.99	0.9035	7.1636	15.92	458 Kostadinov, Svetoslav
256	16	18.09	0.8845	7.0126	15.58	536 Bastian, Reynante
257	16	18.18	0.8801	6.9778	15.51	52 De Wet, Jacobus
258	12	13.71	0.8753	6.9397	15.42	102 Kjelvei, Olav Robert
259	12	14.30	0.8392	6.6533	14.79	606 Gonzales, Dan
260	16	19.53	0.8193	6.4955	14.43	506 Mariano Barbosa, Gabriel Garcia
261	13	16.53	0.7864	6.2354	13.86	350 Noormets, Andy
262	11	14.21	0.7741	6.1375	13.64	1260 Vergos, Apostolos
263	12	16.13	0.7440	5.8985	13.11	227 Alenius, Jouni
264	16	21.84	0.7326	5.8085	12.91	818 Donnelly, Vernon
265	23	31.46	0.7311	5.7965	12.88	404 Pawlowsky, Maik
266	14	19.29	0.7258	5.7543	12.79	554 Silva Pereira, Nelson Jose
267	24	34.43	0.6971	5.5267	12.28	842 Alexiou, Ioannis
268	17	24.69	0.6885	5.4591	12.13	644 Dines, Phillip
269	17	25.49	0.6669	5.2878	11.75	265 Hoogduijn, Peter
270	11	17.24	0.6381	5.0588	11.24	1235 Schuh, Sandra
271	15	23.66	0.6340	5.0266	11.17	1167 Giannakos, Konstantinos
272	25	39.58	0.6316	5.0079	11.13	876 Erickson, Rick
273	18	28.67	0.6278	4.9778	11.06	617 Sabakova, Petra
274	24	38.76	0.6192	4.9093	10.91	1005 Madajewski, Leszek
275	16	28.18	0.5678	4.5017	10.00	553 Teixeira, Nilton Pita
276	22	39.14	0.5621	4.4565	9.90	1262 Kakavoulas, Ioannis
277	16	28.78	0.5559	4.4078	9.80	728 Caroselli, Alberto
278	7	12.69	0.5516	4.3735	9.72	526 Abdul Nibi, Henrique
279	16	29.46	0.5431	4.3061	9.57	235 Karin, Rami
280	17	32.52	0.5228	4.1447	9.21	497 Santos Honorato, Jose
281	8	15.51	0.5158	4.0895	9.09	655 Fischer, Reinaldo
282	12	23.54	0.5098	4.0418	8.98	32 O'donovan, Sebella
283	14	27.88	0.5022	3.9813	8.85	1094 Zarubova, Marketa
284	15	30.31	0.4949	3.9237	8.72	957 Price, Stephen
285	14	28.36	0.4937	3.9140	8.70	484 Figoli, Edmundo Jose
286	13	33.50	0.3881	3.0768	6.84	103 Redford, Martin
287	5	13.50	0.3704	2.9365	6.53	76 Selven, Lars
288	23	66.55	0.3456	2.7402	6.09	1166 Fitatzis, Dimitrios
289	22	70.21	0.3133	2.4844	5.52	1196 Kelesis, Christos
290	18	61.34	0.2934	2.3266	5.17	274 Plagge, Alexander
291	11	40.66	0.2705	2.1450	4.77	480 Lima E Silva, Denise Maria
292	3	12.02	0.2496	1.9788	4.40	871 Hansen, Sean
293	3	14.02	0.2140	1.6966	3.77	1048 Lim, Julian
294	6	30.48	0.1969	1.5607	3.47	79 Goncalves, Jose

STANDARD -- Overall Stage Results

IPSC World Shoot XVI

Printed October 10, 2011 at 22:39




Stage 4 --

	PTS	TIME	HIT FACTOR	STAGE POINTS	STAGE PERCENT	COMPETITOR # Name
295	4	20.40	0.1961	1.5546	3.45	343 Jakob, Herbert
296	4	20.44	0.1957	1.5516	3.45	1120 Tsiavos, Themistoklis
297	9	51.73	0.1740	1.3794	3.07	632 Fitzgerald, John
298	3	19.52	0.1537	1.2185	2.71	347 Kraft, Herbert
299	4	29.07	0.1376	1.0910	2.42	1163 Zaharopoulos, Myron
300	1	17.14	0.0583	0.4626	1.03	1159 Karalakis, Emmanouil
301	1	25.33	0.0395	0.3130	0.70	230 Poikonen, Kristian
302	0	21.39	0.0000	0.0000	0.00	170 Karamitsos, Efthymios
303	0	20.17	0.0000	0.0000	0.00	35 Schmidt-Dumont, Jorn Peter
304	0	17.55	0.0000	0.0000	0.00	88 Johansen, Olaf Nikolai
305	0	33.76	0.0000	0.0000	0.00	33 Du Plooy, Eurika Susara
306	0	20.27	0.0000	0.0000	0.00	249 Quinn, Paddy
307	0	23.05	0.0000	0.0000	0.00	379 Dose, Klaus-Peter
308	0	27.15	0.0000	0.0000	0.00	637 Giles, Claire
309	0	18.74	0.0000	0.0000	0.00	577 Borro, Hilario
310	0	18.80	0.0000	0.0000	0.00	541 Francisco, Raymundo
311	0	34.56	0.0000	0.0000	0.00	1007 Burzec, Wieslaw
312	0	43.24	0.0000	0.0000	0.00	1129 Zafiridis, Sotirios
313	0	64.11	0.0000	0.0000	0.00	1189 Kalfas, Haralambos
314	0	11.90	0.0000	0.0000	0.00	1191 Kardoulis, Spyridon
315	0	0.00	0.0000	0.0000	0.00	1248 Tzimas, Dimitrios
316	0	11.81	0.0000	0.0000	0.00	865 Saudemont, Tom
317	0	46.54	0.0000	0.0000	0.00	1161 Fragouli, Maria
318	0	0.00	0.0000	0.0000	0.00	1247 Terstis, Markos
319	0	0.00	0.0000	0.0000	0.00	1132 Iordanidis, Stavros
320	0	19.63	0.0000	0.0000	0.00	1083 Tiberi, Marco
321	0	0.00	0.0000	0.0000	0.00	1223 Topouzis, Konstantinos
322	0	47.33	0.0000	0.0000	0.00	1199 Leontaridis, Pavlos
323	0	0.00	0.0000	0.0000	0.00	1281 Gospodin, Zhelev
324	0	13.26	0.0000	0.0000	0.00	924 Gagnon, Miguel
325	0	26.59	0.0000	0.0000	0.00	1227 Pavlidis, Polyvios
326	0	8.96	0.0000	0.0000	0.00	683 Santarcangelo, Adriano Ciro
327	0	25.56	0.0000	0.0000	0.00	891 Baldwin, Alastair
328	0	0.00	0.0000	0.0000	0.00	1102 Poutoglidis, Georgios

PRODUCTION -- Overall Stage Results

IPSC World Shoot XVI

Printed October 10, 2011 at 22:39



Stage 4 --

	PTS	TIME	HIT FACTOR	STAGE POINTS	STAGE PERCENT	COMPETITOR # Name
1	43	7.35	5.8503	45.0000	100.00	947 Strader, Phil
2	45	8.39	5.3635	41.2555	91.68	707 Del Rosario, Giulio
3	41	8.11	5.0555	38.8861	86.41	178 KAUNISTO, VESA
4	39	8.03	4.8568	37.3577	83.02	419 Perez, Jose Vicente
5	39	8.06	4.8387	37.2187	82.71	746 Guichard, Louis
6	45	9.44	4.7669	36.6667	81.48	1119 Tzallas, Georgios
7	39	8.20	4.7561	36.5832	81.30	1021 Sedy, Roman
8	39	8.31	4.6931	36.0990	80.22	68 Penov, Anton
9	43	9.31	4.6187	35.5263	78.95	107 Montgomery, Peter
10	41	8.89	4.6119	35.4743	78.83	567 Heller, Peter
11	39	8.58	4.5455	34.9630	77.70	433 Josi, Oliver
12	37	8.19	4.5177	34.7496	77.22	992 Stoeger, Ben
13	43	9.61	4.4745	34.4173	76.48	374 Schmidt, Tino
14	41	9.20	4.4565	34.2789	76.18	520 Lejano, Jeufro Emil
15	43	9.67	4.4467	34.2037	76.01	1046 Stryc, Michael
16	43	9.74	4.4148	33.9579	75.46	306 Brezovnik, Slavko
17	37	8.43	4.3891	33.7602	75.02	417 De Cobos, Eduardo
18	41	9.42	4.3524	33.4784	74.40	1001 Garcia, Frank
19	41	9.44	4.3432	33.4074	74.24	643 Jankovic, Nebojsa
20	45	10.41	4.3228	33.2501	73.89	985 Vogel, Robert
21	41	9.55	4.2932	33.0226	73.38	719 Brocanelli, Paolo
22	43	10.04	4.2829	32.9432	73.21	456 Markov, Metodi
23	41	9.64	4.2531	32.7143	72.70	291 Rasmussen, Per-Ola
24	39	9.29	4.1981	32.2909	71.76	799 Gyllenberg, Rasmus
25	43	10.37	4.1466	31.8949	70.88	965 ZAPLETAL, MIROSLAV
26	43	10.39	4.1386	31.8335	70.74	386 Wiegand, Max
27	43	10.42	4.1267	31.7418	70.54	159 Kvarsnes, Hans Petter
28	45	10.97	4.1021	31.5528	70.12	859 Kryuchin, Nikita
29	45	11.09	4.0577	31.2113	69.36	29 Bektemirov, Rinat
30	37	9.29	3.9828	30.6350	68.08	448 Vericio De Oliveira, Allison
31	43	10.81	3.9778	30.5967	67.99	339 Hvalec, Maksimiljan
32	39	9.86	3.9554	30.4242	67.61	549 Ishihara, Luis Henrique
33	45	11.57	3.8894	29.9165	66.48	803 Donot, Marc
34	43	11.06	3.8879	29.9051	66.46	260 Van Der Lende, Frank
35	37	9.57	3.8662	29.7386	66.09	315 Verhulst, Hans
36	43	11.13	3.8634	29.7170	66.04	1053 Dunivin, Sara
37	39	10.14	3.8462	29.5841	65.74	242 Dokter, Gerrit
38	39	10.18	3.8310	29.4678	65.48	722 Gruzmanov, Konstantin
39	45	11.95	3.7657	28.9652	64.37	296 Johannesson, Stefan
40	39	10.37	3.7608	28.9279	64.28	844 PICHUGIN, ALEXEY
41	43	11.47	3.7489	28.8361	64.08	428 Darias, Buenaventura
42	37	9.90	3.7374	28.7474	63.88	325 Ekstedt, Stefan

PRODUCTION -- Overall Stage Results

IPSC World Shoot XVI

Printed October 10, 2011 at 22:39



Stage 4 --

	PTS	TIME	HIT FACTOR	STAGE POINTS	STAGE PERCENT	COMPETITOR # Name
43	39	10.45	3.7321	28.7065	63.79	466 Reich, Rolf
44	37	9.95	3.7186	28.6029	63.56	1072 Reilly, Chad
45	39	10.57	3.6897	28.3806	63.07	869 Stepanov, Oleg
46	39	10.63	3.6689	28.2204	62.71	58 VYSNY, MARIAN
47	39	10.67	3.6551	28.1146	62.48	944 Buhayenka, Aliaksandr
48	41	11.22	3.6542	28.1075	62.46	1100 Stobbe, Markus
49	41	11.26	3.6412	28.0077	62.24	6 Rutkauskas, Saulius
50	41	11.40	3.5965	27.6637	61.47	807 Servodio, Francesco
51	37	10.38	3.5645	27.4180	60.93	723 MOSOLKOV, DMITRY
52	35	9.84	3.5569	27.3593	60.80	570 Torrevillas, Daniel
53	41	11.54	3.5529	27.3281	60.73	69 Palka, Jan
54	41	11.55	3.5498	27.3044	60.68	860 Kryuchin, Konstantin
55	39	11.04	3.5326	27.1723	60.38	819 Danilovich, Pavel
56	35	9.91	3.5318	27.1660	60.37	772 Momcilovic, Ljubisa
57	41	11.61	3.5314	27.1633	60.36	366 Gino, Leonardo Jr
58	43	12.18	3.5304	27.1552	60.34	761 Viaud, Jean-Michel
59	41	11.62	3.5284	27.1400	60.31	362 Reinecke, Alfred
60	37	10.49	3.5272	27.1305	60.29	531 Salomao Neto, Pedro
61	39	11.11	3.5104	27.0011	60.00	445 Hubli, Pascal
62	37	10.57	3.5005	26.9251	59.83	180 Manni, Matti
63	45	12.89	3.4911	26.8529	59.67	50 Quindi Vallerga, Gaston
64	35	10.08	3.4722	26.7078	59.35	598 Silva Brum, Vagner Carlos
65	37	10.67	3.4677	26.6728	59.27	59 HRNCIARIK, ANDREJ
66	37	10.71	3.4547	26.5732	59.05	179 Nousiainen, Lauri
67	35	10.16	3.4449	26.4976	58.88	1238 Kwiecien, Stanislaw
68	37	10.84	3.4133	26.2545	58.34	633 Olsen, Kai Rino
69	43	12.68	3.3912	26.0844	57.97	422 Petkova, Kristina
70	35	10.34	3.3849	26.0363	57.86	95 Dudukal, Viktor
71	45	13.38	3.3632	25.8695	57.49	1137 Koutantos, Emmanouil
72	37	11.05	3.3484	25.7556	57.23	1145 Gvozdanovic, Dubravko
73	41	12.28	3.3388	25.6813	57.07	787 Vanreusel, Philippe
74	35	10.62	3.2957	25.3498	56.33	875 Engh, Rob
75	39	12.00	3.2500	24.9985	55.55	472 Ditzler, Roger
76	41	12.65	3.2411	24.9301	55.40	837 Elkin, Alexander
77	33	10.21	3.2321	24.8611	55.25	341 Humar, Martin
78	35	10.83	3.2318	24.8583	55.24	99 Chamberlain, Ian
79	41	12.70	3.2283	24.8320	55.18	149 Mortveit, John Gaute
80	41	12.70	3.2283	24.8320	55.18	821 GUSHCHINA, MARIA
81	41	12.73	3.2207	24.7735	55.05	904 Nemykin, Mikhail
82	35	10.88	3.2169	24.7440	54.99	721 Vukojevic, Dejan
83	39	12.14	3.2125	24.7103	54.91	1183 Exarchos, Konstantinos
84	31	9.66	3.2091	24.6840	54.85	1011 Hobdell, Angus

PRODUCTION -- Overall Stage Results

IPSC World Shoot XVI

Printed October 10, 2011 at 22:39



Stage 4 --

	PTS	TIME	HIT FACTOR	STAGE POINTS	STAGE PERCENT	COMPETITOR # Name
85	43	13.43	3.2018	24.6277	54.73	66 Sabaka, Miroslav
86	43	13.43	3.2018	24.6277	54.73	1275 Karpenko, Valerii
87	41	12.89	3.1808	24.4660	54.37	488 Efimov, Evgeny
88	41	12.97	3.1611	24.3151	54.03	86 Janjusevic, Milorad
89	41	12.97	3.1611	24.3151	54.03	127 Dunkley, Robert
90	39	12.39	3.1477	24.2117	53.80	502 Stettin, Andreas
91	43	13.69	3.1410	24.1600	53.69	1026 Vinduska, Vaclav
92	39	12.43	3.1376	24.1338	53.63	1086 Panagopoulos, Stavros
93	37	11.82	3.1303	24.0777	53.51	418 Ibanez, Gorka
94	41	13.11	3.1274	24.0554	53.46	1273 Fjodorov, Andrei
95	43	13.76	3.1250	24.0371	53.42	43 Karosas, Linas
96	41	13.12	3.1250	24.0371	53.42	720 Petrovic, Davor
97	35	11.34	3.0864	23.7403	52.76	81 Jacobs, Jaco Kotze
98	39	12.66	3.0806	23.6953	52.66	747 Baculard, Patrick
99	35	11.37	3.0783	23.6777	52.62	91 TOIBIS, DOTAN
100	41	13.32	3.0781	23.6761	52.61	205 Roos, Gunnar
101	37	12.13	3.0503	23.4624	52.14	881 VASILYEVA, VERA
102	41	13.50	3.0370	23.3605	51.91	1122 Heropoulos, Stefanos
103	35	11.66	3.0017	23.0888	51.31	411 Hristov, Rosen
104	41	13.66	3.0015	23.0868	51.30	727 Toia, Adalberto
105	41	13.73	2.9862	22.9691	51.04	1276 Nagirnyak, Yuriy
106	45	15.11	2.9782	22.9076	50.91	845 Sinichnikov, Vladimir
107	37	12.43	2.9767	22.8961	50.88	709 Avoledo, Manuele
108	39	13.26	2.9412	22.6231	50.27	352 Klimushev, Vladimir
109	43	14.63	2.9392	22.6077	50.24	108 Spence, Martyn
110	33	11.41	2.8922	22.2464	49.44	814 Klikovac, Dragan
111	45	15.60	2.8846	22.1881	49.31	1181 Glavopoulos, Christos
112	39	13.56	2.8761	22.1226	49.16	822 Gushchin, Mikhail
113	39	13.59	2.8698	22.0738	49.05	889 Markov, Alexander
114	41	14.32	2.8631	22.0228	48.94	809 Mondaca, Gabriel
115	41	14.34	2.8591	21.9921	48.87	298 Ekstrand, Fredrik
116	33	11.55	2.8571	21.9767	48.84	678 Yamaguchi, Yukio
117	39	13.72	2.8426	21.8646	48.59	1280 Flores, Juan Paulo
118	35	12.32	2.8409	21.8519	48.56	969 Tautiev, Zaur
119	41	14.48	2.8315	21.7794	48.40	1073 Reiter, Gerald
120	37	13.07	2.8309	21.7750	48.39	78 Steiner, Yoram
121	37	13.11	2.8223	21.7085	48.24	440 Schwarz, Florian
122	39	14.30	2.7273	20.9778	46.62	280 Burchuladze, Nikolai
123	41	15.10	2.7152	20.8852	46.41	301 Ulapathorn, Pornpong
124	31	11.53	2.6886	20.6806	45.96	513 Binder, Thomas
125	37	13.89	2.6638	20.4895	45.53	813 Stangvik, Kent
126	39	14.75	2.6441	20.3378	45.20	1059 Reese, Maggie

PRODUCTION -- Overall Stage Results

IPSC World Shoot XVI

Printed October 10, 2011 at 22:39



Stage 4 --

	PTS	TIME	HIT FACTOR	STAGE POINTS	STAGE PERCENT	COMPETITOR # Name
127	37	14.00	2.6429	20.3285	45.17	523 Ragozin, Alexey
128	35	13.41	2.6100	20.0757	44.61	184 Toikkanen, Janne
129	30	11.58	2.5907	19.9271	44.28	755 Sajot, Roberto
130	35	13.65	2.5641	19.7227	43.83	1259 Van Hof, Patrick
131	39	15.24	2.5591	19.6839	43.74	509 Pesek, Damijan
132	39	15.27	2.5540	19.6452	43.66	686 Torgashov, Pavel
133	33	12.99	2.5404	19.5405	43.42	1103 Ragias, Konstantinos
134	33	13.02	2.5346	19.4955	43.32	1244 Terzic, Milan
135	41	16.19	2.5324	19.4791	43.29	824 Perfiliev, Oleg
136	24	9.48	2.5316	19.4731	43.27	888 TITOV, VLADIMIR
137	27	10.68	2.5281	19.4457	43.21	715 Riillo, Mario
138	29	11.48	2.5261	19.4307	43.18	444 Meichtry, Markus
139	41	16.24	2.5246	19.4191	43.15	971 Mecwel, Przemyslaw
140	39	15.53	2.5113	19.3163	42.93	773 Subasic, Snezana
141	29	11.60	2.5000	19.2297	42.73	8 Grincenko, Vitalijus
142	41	16.41	2.4985	19.2179	42.71	1051 Goloski - Golob, Julie
143	41	16.50	2.4848	19.1131	42.47	201 Lindblad, Bjorn Terje
144	39	15.77	2.4731	19.0224	42.27	248 Karlsson, Peter
145	33	13.37	2.4682	18.9851	42.19	1192 Karoumbalis, George
146	29	11.78	2.4618	18.9358	42.08	991 Mink, Matthew
147	31	12.61	2.4584	18.9094	42.02	795 Romer, Jack
148	39	15.92	2.4497	18.8431	41.87	1149 SAVKOVIC, JELENA
149	26	10.67	2.4367	18.7431	41.65	975 Milyukov, Alexander
150	29	11.97	2.4227	18.6353	41.41	239 Reggeti, Andres
151	37	15.34	2.4120	18.5527	41.23	177 Broman, Ville
152	39	16.18	2.4104	18.5403	41.20	823 Myshelov, Sergey
153	29	12.07	2.4027	18.4809	41.07	753 Moncada, Flavio
154	39	16.33	2.3882	18.3700	40.82	1211 Skouvaklis, Alexandros
155	31	13.10	2.3664	18.2021	40.45	1082 Cadamuro, Denis
156	27	11.42	2.3643	18.1857	40.41	754 Moreira, Galo
157	41	17.42	2.3536	18.1037	40.23	181 Kervinen, Ilkka
158	43	18.28	2.3523	18.0935	40.21	182 Maunula, Hannu
159	27	11.51	2.3458	18.0435	40.10	28 Prieto, Marcelo German
160	39	16.72	2.3325	17.9415	39.87	704 Plotnikov, Alexander
161	31	13.31	2.3291	17.9149	39.81	758 Gassama, Gabriel
162	43	18.53	2.3206	17.8494	39.67	353 Klimushev, Gustav
163	31	13.36	2.3204	17.8479	39.66	139 Skaarer, Even
164	31	13.42	2.3100	17.7681	39.48	1111 Giancane, Giovanni
165	24	10.45	2.2967	17.6655	39.26	57 Fedor, Marian
166	24	10.50	2.2857	17.5814	39.07	760 Veziat, Pierre
167	35	15.36	2.2786	17.5270	38.95	257 Sudhinaraset, Khanet
168	41	18.08	2.2677	17.4428	38.76	483 Stavrakidis, Konstantinos

PRODUCTION -- Overall Stage Results

IPSC World Shoot XVI

Printed October 10, 2011 at 22:39



Stage 4 --

	PTS	TIME	HIT FACTOR	STAGE POINTS	STAGE PERCENT	COMPETITOR # Name
169	41	18.17	2.2565	17.3564	38.57	729 Rutigliano, Nicola
170	43	19.18	2.2419	17.2445	38.32	631 Giannella, Patrizia
171	33	14.76	2.2358	17.1972	38.22	557 Alejandro, Bernardo Mari V
172	35	15.69	2.2307	17.1584	38.13	246 Svedberg, Peter
173	29	13.05	2.2222	17.0930	37.98	420 Van Essen, Olaf
174	24	10.82	2.2181	17.0614	37.91	790 Borges, Bruno
175	24	10.82	2.2181	17.0614	37.91	780 Larsen, Soren
176	41	18.50	2.2162	17.0468	37.88	1099 Lee, Nelson
177	39	17.60	2.2159	17.0445	37.88	654 Lourenco Gomesfilho, Roberto
178	33	15.08	2.1883	16.8323	37.41	1062 Dimaculangan, Lee
179	37	16.93	2.1855	16.8103	37.36	137 Tonnessen, Erik
180	41	18.77	2.1843	16.8016	37.34	514 Fricker, Claudia
181	35	16.05	2.1807	16.7735	37.27	1061 Leatham, Kippi
182	27	12.46	2.1669	16.6678	37.04	183 Kakkonen, Pekka
183	24	11.22	2.1390	16.4532	36.56	334 Kummer, Patrick
184	39	18.34	2.1265	16.3567	36.35	479 Tarcizio Dos Reis, Celio
185	24	11.36	2.1127	16.2504	36.11	31 Alba, Gabriel Fernand
186	27	12.83	2.1044	16.1871	35.97	80 Looock, Paul
187	18	8.62	2.0882	16.0619	35.69	21 Hattingh, Diederik
188	20	9.64	2.0747	15.9582	35.46	708 Piccioni, Mario
189	31	14.95	2.0736	15.9497	35.44	318 Ceric, Suad
190	37	18.17	2.0363	15.6631	34.81	847 Berdnikov, Sergey
191	27	13.35	2.0225	15.5566	34.57	1106 Samaritakis, Emmanouil
192	33	16.35	2.0183	15.5249	34.50	121 Venditti, Daniele
193	25	12.59	1.9857	15.2737	33.94	226 Kotziadimos, Thomas
194	41	20.71	1.9797	15.2277	33.84	262 Doubrovski, Leonid
195	27	13.70	1.9708	15.1591	33.69	67 Makuka, Lubomir
196	35	17.85	1.9608	15.0821	33.52	882 Brozovskiy, Dmitry
197	39	19.89	1.9608	15.0821	33.52	867 Potapenko, Evgeny
198	37	18.87	1.9608	15.0821	33.52	815 Plateus, Raymond
199	29	14.95	1.9398	14.9207	33.16	544 Gasic, Andrea
200	37	19.13	1.9341	14.8771	33.06	640 Hagiantonou, Savvas
201	28	14.55	1.9244	14.8022	32.89	1098 Gambrell, Jeff
202	29	15.31	1.8942	14.5698	32.38	710 Norero, Maurizio
203	37	19.91	1.8584	14.2943	31.77	1133 Kalonikidis, Aristidis
204	29	15.91	1.8228	14.0204	31.16	912 Kurbatskikh, Vasiliy
205	35	19.52	1.7930	13.7918	30.65	1277 Kolobov, Aleksey
206	33	18.45	1.7886	13.7578	30.57	843 Martin, Eric
207	35	19.69	1.7776	13.6727	30.38	60 Diaz Diaz, Juan Jose
208	25	14.08	1.7756	13.6574	30.35	573 Anglo, Wilfredo
209	13	7.33	1.7735	13.6418	30.32	756 Lavergne, Mathieu
210	22	12.42	1.7713	13.6249	30.28	381 Holloway, Joe

PRODUCTION -- Overall Stage Results

IPSC World Shoot XVI

Printed October 10, 2011 at 22:39



Stage 4 --

	PTS	TIME	HIT FACTOR	STAGE POINTS	STAGE PERCENT	COMPETITOR # Name
211	22	12.45	1.7671	13.5920	30.20	1128 Dafnomilis, Polydoros
212	27	15.42	1.7510	13.4682	29.93	228 Kaunisto, Esa
213	20	11.63	1.7197	13.2276	29.39	3 Kazanskis, Marius
214	29	16.88	1.7180	13.2147	29.37	1204 Nikolouzos, Spyridon
215	18	10.51	1.7127	13.1735	29.27	613 Iacomini, Stefano
216	39	22.85	1.7068	13.1283	29.17	1266 Sladin, Damir
217	29	17.04	1.7019	13.0906	29.09	1234 Al Shamsi, Rubayae
218	22	12.95	1.6988	13.0673	29.04	1190 Karapidakis, Marinos
219	22	13.08	1.6820	12.9374	28.75	478 Fonseca Da Matta, Carlos Eduardo
220	18	10.81	1.6651	12.8079	28.46	256 Tangpojthavipol, Voravudh
221	27	16.30	1.6564	12.7411	28.31	907 NIKOLAEVA, SVETLANA
222	39	23.65	1.6490	12.6843	28.19	128 Dunkley, Denise
223	43	26.34	1.6325	12.5569	27.90	1165 Tasigiorgos, Panagiotis
224	19	11.91	1.5953	12.2708	27.27	734 Zuccolo, Giovanni
225	16	10.15	1.5764	12.1251	26.94	781 De Sanctis, Maurizio Raffae
226	29	18.58	1.5608	12.0056	26.68	356 Haben, Joerg
227	43	27.64	1.5557	11.9664	26.59	899 RUDOV, ALEXANDER
228	39	25.11	1.5532	11.9467	26.55	153 Larsen, Gjermund
229	27	17.44	1.5482	11.9083	26.46	412 Kostadinov, Plamen
230	41	26.74	1.5333	11.7938	26.21	1147 Benazic, Zoran
231	23	15.09	1.5242	11.7238	26.05	436 Kalme, Artur
232	22	14.44	1.5235	11.7189	26.04	841 Vujovic, Nikola
233	31	20.45	1.5159	11.6600	25.91	1124 Sulga, Marius
234	35	23.12	1.5138	11.6443	25.88	538 Jorge, Ma Inez
235	21	13.94	1.5065	11.5875	25.75	970 Fedorchuk, Oleksandr
236	26	17.75	1.4648	11.2670	25.04	774 Deyneko, Dmitry
237	21	14.35	1.4634	11.2564	25.01	437 Teever, Jevgeni
238	24	16.70	1.4371	11.0542	24.56	856 SHUSHPANOVA, ELIZAVETA
239	19	13.46	1.4116	10.8578	24.13	438 Papzien, Siegbert
240	31	22.03	1.4072	10.8238	24.05	1271 Galo, Lara
241	22	15.73	1.3986	10.7578	23.91	319 Dzuho, Elvir
242	25	18.24	1.3706	10.5426	23.43	1203 Behtsoudis, Apostolos
243	25	18.48	1.3528	10.4057	23.12	162 Vetrov, Mikhail
244	16	11.87	1.3479	10.3681	23.04	840 Radovic, Zarko
245	22	16.83	1.3072	10.0547	22.34	629 Samoniuk, Aleksandr
246	25	19.31	1.2947	9.9584	22.13	1267 Kondruch, Anatoliy
247	17	13.15	1.2928	9.9438	22.10	157 Lutcherath, Oystein
248	39	30.22	1.2905	9.9266	22.06	4 Zdzitowiecki, Andrzej
249	41	31.84	1.2877	9.9047	22.01	611 Sy, Anthony
250	20	15.85	1.2618	9.7058	21.57	963 Sarantis, Paul
251	22	17.72	1.2415	9.5497	21.22	70 Kaczova, Miriam
252	28	22.85	1.2254	9.4255	20.95	855 Kaurov, Oleg

PRODUCTION -- Overall Stage Results

IPSC World Shoot XVI

Printed October 10, 2011 at 22:39



Stage 4 --

	PTS	TIME	HIT FACTOR	STAGE POINTS	STAGE PERCENT	COMPETITOR # Name
253	15	12.36	1.2136	9.3348	20.74	832 Jensen, Christian D
254	23	19.11	1.2036	9.2576	20.57	885 Barinova, Mira
255	10	8.34	1.1990	9.2229	20.50	937 King, Nick
256	14	11.69	1.1976	9.2118	20.47	335 Kummer, Steven
257	21	17.77	1.1818	9.0900	20.20	1115 Ziebart, Friedrich
258	24	20.37	1.1782	9.0626	20.14	126 Hos, Ivan
259	14	12.25	1.1429	8.7907	19.53	16 Rozhkov, Artem
260	26	23.18	1.1217	8.6276	19.17	561 Cabuling, Ronello
261	16	14.30	1.1189	8.6063	19.13	932 Milburn, Clint
262	22	19.80	1.1111	8.5465	18.99	892 Chernenko, Anastasia
263	25	22.54	1.1091	8.5313	18.96	968 Smith, James
264	16	14.68	1.0899	8.3835	18.63	30 Savarino, Juan Pablo
265	41	38.09	1.0764	8.2795	18.40	861 ERMOLAEV, EVGENY
266	26	24.27	1.0713	8.2401	18.31	663 Perim, Rodrigo
267	14	13.25	1.0566	8.1272	18.06	1121 Tsimekas, Athanasios
268	17	16.32	1.0417	8.0124	17.81	357 Lentz, Arne
269	14	13.50	1.0370	7.9767	17.73	857 ONSHIN, NIKOLAY
270	22	21.23	1.0363	7.9708	17.71	110 Guest, Graham
271	17	16.41	1.0360	7.9684	17.71	295 De Abreu, Yhonny
272	21	20.39	1.0299	7.9220	17.60	1131 Iliopoulos, Georgios
273	18	17.51	1.0280	7.9071	17.57	745 Dagueneil, Laetitia
274	17	16.88	1.0071	7.7465	17.21	294 Brodski, Dmitri
275	20	19.97	1.0015	7.7034	17.12	836 Kisilev, Kirill
276	22	22.34	0.9848	7.5748	16.83	870 Gaisin, Ruslan
277	20	20.74	0.9643	7.4174	16.48	1269 Vapanen, Marja
278	15	15.56	0.9640	7.4150	16.48	956 Price, Jon
279	14	14.85	0.9428	7.2516	16.11	716 BUTICCHI, EDOARDO ROBERTO
280	27	29.18	0.9253	7.1172	15.82	138 Eide, Nils Einar
281	20	21.75	0.9195	7.0730	15.72	73 Flugstad, Lars Christian
282	17	18.74	0.9072	6.9777	15.51	49 Avinceta, Edgardo Ramon
283	28	31.04	0.9021	6.9385	15.42	106 Smyth, Samuel Paul
284	24	26.80	0.8955	6.8882	15.31	1264 Tsangarakis, Antonios
285	12	13.94	0.8608	6.6214	14.71	56 Nagy, Ernest
286	24	28.24	0.8499	6.5370	14.53	493 Oliveira Farias, Jean Ransley
287	11	13.37	0.8227	6.3284	14.06	252 Lacle, Kenneth
288	10	12.38	0.8078	6.2131	13.81	757 Sagon, Aurelien
289	24	30.29	0.7923	6.0946	13.54	499 Lobo Rodrigues, Jahir
290	15	19.13	0.7841	6.0313	13.40	344 Kelterbaum, Reinhard
291	18	23.26	0.7739	5.9524	13.23	204 Owe, Geir
292	12	15.80	0.7595	5.8419	12.98	972 Braginsky, Igor
293	10	13.30	0.7519	5.7834	12.85	777 Schon, Marianne
294	12	15.99	0.7505	5.7725	12.83	967 Shevchenko, Sergii

PRODUCTION -- Overall Stage Results

IPSC World Shoot XVI

Printed October 10, 2011 at 22:39



Stage 4 --

	PTS	TIME	HIT FACTOR	STAGE POINTS	STAGE PERCENT	COMPETITOR # Name
295	10	13.38	0.7474	5.7488	12.78	427 Burkhalter, Christine
296	14	18.86	0.7423	5.7098	12.69	217 Du Toit, Daniel
297	15	21.05	0.7126	5.4811	12.18	863 RUDOV, SERGEY
298	10	14.12	0.7082	5.4475	12.11	7 Kutra, Vaidotas
299	9	12.72	0.7075	5.4424	12.09	854 CHEREPOV, ALEXEY
300	8	11.44	0.6993	5.3789	11.95	874 Drolet, Jean Philippe
301	12	17.55	0.6838	5.2594	11.69	346 Koch, Robert
302	12	17.76	0.6757	5.1972	11.55	1187 Ivantsos, Stefanos
303	17	25.54	0.6656	5.1199	11.38	1154 Hamlatzis, Alexandros
304	15	22.99	0.6525	5.0186	11.15	71 Czocher, Mikulas
305	9	13.91	0.6470	4.9768	11.06	82 Betts, Alan
306	16	24.94	0.6415	4.9346	10.97	618 Filolias, Dimitrios
307	33	51.72	0.6381	4.9078	10.91	1220 Chasogia, Efstathia
308	11	17.51	0.6282	4.8321	10.74	377 Terving, Armin
309	9	14.33	0.6281	4.8309	10.74	312 Schouwink, Peter
310	11	17.62	0.6243	4.8020	10.67	351 Tochilin, Pavel
311	17	27.59	0.6162	4.7395	10.53	165 Jolma-Stensland, Roy Agir
312	22	37.47	0.5871	4.5162	10.04	321 Benthien, Horst
313	10	17.12	0.5841	4.4929	9.98	928 Lomax, Larry
314	11	19.08	0.5765	4.4345	9.85	901 KARCHEV, OLEG
315	12	20.95	0.5728	4.4058	9.79	535 Tamayo, Grace
316	12	21.00	0.5714	4.3953	9.77	507 Oliveira Ribas, Heraldo Sergio
317	8	14.40	0.5556	4.2733	9.50	97 Molland, Frode
318	9	16.77	0.5367	4.1280	9.17	960 Sahni, Simar
319	10	19.50	0.5128	3.9445	8.77	207 Rundgren, Eddie
320	11	23.79	0.4624	3.5566	7.90	759 Merchica, Philippe
321	8	17.95	0.4457	3.4281	7.62	1146 Franjo, Nadj
322	19	45.80	0.4148	3.1909	7.09	1256 Rafael Salvador, Ines
323	10	24.28	0.4119	3.1680	7.04	705 Vlashev, Dmitry
324	10	26.32	0.3799	2.9224	6.49	628 Perfileva, Irina
325	7	20.03	0.3495	2.6881	5.97	1242 Gibney, Jim
326	7	20.51	0.3413	2.6252	5.83	1232 Salamon, Timea
327	18	59.14	0.3044	2.3411	5.20	512 Takayanagui, Kazuo
328	5	18.13	0.2758	2.1213	4.71	953 Athanasopoulos, Labros
329	4	16.69	0.2397	1.8435	4.10	1270 Rudenko, Alexey
330	4	16.72	0.2392	1.8402	4.09	958 Ross, Jamieson
331	2	9.74	0.2053	1.5794	3.51	833 Hagemann, Lars Bjarne
332	3	16.00	0.1875	1.4422	3.20	1222 Efentakis, Emmanouil
333	6	43.44	0.1381	1.0624	2.36	662 Von Gerhardt, Brendan
334	9	65.72	0.1369	1.0534	2.34	676 Romcy, Waleska
335	11	82.87	0.1327	1.0210	2.27	1179 Voudiklari, Niki
336	2	20.43	0.0979	0.7530	1.67	1169 Politakis, Lazaros

PRODUCTION -- Overall Stage Results

IPSC World Shoot XVI

Printed October 10, 2011 at 22:39



Stage 4 --

	PTS	TIME	HIT FACTOR	STAGE POINTS	STAGE PERCENT	COMPETITOR # Name
337	5	52.52	0.0952	0.7323	1.63	945 Zieper, Warren
338	2	21.96	0.0911	0.7005	1.56	973 Gushchyn, Borys
339	1	17.11	0.0584	0.4496	1.00	868 Khomenko, Viacheslav
340	1	24.88	0.0402	0.3092	0.69	1178 Psaroudakis, Kosmas
341	0	19.55	0.0000	0.0000	0.00	302 Chomrit, Chalermopol
342	0	20.72	0.0000	0.0000	0.00	236 Venmore, James Earl
343	0	32.65	0.0000	0.0000	0.00	641 Hagiantoniou, Stavros
344	0	14.11	0.0000	0.0000	0.00	455 Dimitrov, Milen
345	0	19.50	0.0000	0.0000	0.00	169 Engan, Jon Arne
346	0	17.65	0.0000	0.0000	0.00	307 Petrac, Robert
347	0	22.41	0.0000	0.0000	0.00	462 Michel, Walter
348	0	42.39	0.0000	0.0000	0.00	160 Andersen, Marius Wigen
349	0	16.36	0.0000	0.0000	0.00	473 Budarny, Anton
350	0	19.19	0.0000	0.0000	0.00	199 Bjurstrom, Jan Petter
351	0	12.24	0.0000	0.0000	0.00	582 Cua, Rodolfo Jr
352	0	16.77	0.0000	0.0000	0.00	368 Tayag, Diomari Ivan
353	0	15.82	0.0000	0.0000	0.00	316 Steiger, Thomas
354	0	17.36	0.0000	0.0000	0.00	293 Messulam, Daniel
355	0	36.85	0.0000	0.0000	0.00	299 Seeto, Roderick
356	0	56.25	0.0000	0.0000	0.00	74 Askeland, Chris
357	0	12.83	0.0000	0.0000	0.00	90 Steiner, Aldar
358	0	15.73	0.0000	0.0000	0.00	155 Nilsen, Bengt
359	0	12.10	0.0000	0.0000	0.00	524 Maric, Hrvoje
360	0	11.14	0.0000	0.0000	0.00	17 Hopper, Robert Michael
361	0	55.41	0.0000	0.0000	0.00	161 Holst, Einar Johan
362	0	70.51	0.0000	0.0000	0.00	114 West, Roye
363	0	17.63	0.0000	0.0000	0.00	474 Peterson, Urmas
364	0	21.36	0.0000	0.0000	0.00	84 Storhaug, Leif Inge
365	0	19.05	0.0000	0.0000	0.00	75 Solheim Schei, Fredrik
366	0	14.99	0.0000	0.0000	0.00	233 Spevak, Stanislav
367	0	17.54	0.0000	0.0000	0.00	922 Collins, Jeff
368	0	45.39	0.0000	0.0000	0.00	817 Radcliffe, Tony
369	0	15.42	0.0000	0.0000	0.00	1272 Denishchuk, Andrei
370	0	17.35	0.0000	0.0000	0.00	1249 Dragovic, Vojislav
371	0	17.91	0.0000	0.0000	0.00	884 Miasnikov, Andrei
372	0	37.59	0.0000	0.0000	0.00	878 Papadhopulli, Nikolin
373	0	19.70	0.0000	0.0000	0.00	1274 Oskirko, Sergei
374	0	21.92	0.0000	0.0000	0.00	852 Tasset, Andre
375	0	18.14	0.0000	0.0000	0.00	1142 Sakellaris, Fotios
376	0	22.97	0.0000	0.0000	0.00	914 Bryson, Cheryl
377	0	16.94	0.0000	0.0000	0.00	1216 Tsangaropoulos, Charalambos
378	0	20.38	0.0000	0.0000	0.00	858 Bykova, Elena

PRODUCTION -- Overall Stage Results

IPSC World Shoot XVI

Printed October 10, 2011 at 22:39



Stage 4 --

	PTS	TIME	HIT FACTOR	STAGE POINTS	STAGE PERCENT	COMPETITOR # Name
379	0	23.15	0.0000	0.0000	0.00	1138 Pardis, Nikolaos
380	0	17.94	0.0000	0.0000	0.00	1206 Opsimos, Anestis
381	0	16.46	0.0000	0.0000	0.00	820 Kulishov, Andrey

MODIFIED -- Overall Stage Results**IPSC World Shoot XVI**

Printed October 10, 2011 at 22:39

**Stage 4 --**

	PTS	TIME	HIT FACTOR	STAGE POINTS	STAGE PERCENT	COMPETITOR # Name
1	42	7.50	5.6000	45.0000	100.00	1030 Henes, Zdenek
2	45	8.25	5.4545	43.8312	97.40	879 Leatham, Rob
3	43	8.40	5.1190	41.1352	91.41	592 Dela Cruz, Lazaro Jr
4	42	8.36	5.0239	40.3708	89.71	522 Uygongco, Nelson
5	43	8.57	5.0175	40.3192	89.60	451 Panganiban, Christopher
6	43	8.64	4.9769	39.9926	88.87	1050 Voigt, Michael
7	41	8.59	4.7730	38.3544	85.23	452 Papa, Enrico
8	44	9.49	4.6365	37.2573	82.79	492 Coelho Martins, Ildeu Heller
9	44	9.82	4.4807	36.0052	80.01	532 Morales, Jerome Jovanne
10	42	9.71	4.3254	34.7580	77.24	464 Flass, Juergen
11	41	9.50	4.3158	34.6805	77.07	465 Meier, Dominic
12	33	7.71	4.2802	34.3941	76.43	1036 Vidanes, Jojo
13	45	10.63	4.2333	34.0176	75.59	1268 Aalto, Jari
14	43	10.20	4.2157	33.8760	75.28	1033 Horinek, Milos
15	44	10.61	4.1470	33.3244	74.05	449 Oliveira Ribas, Augusto Sergio
16	45	10.91	4.1247	33.1446	73.65	1049 Dueck, Barry
17	44	10.77	4.0854	32.8293	72.95	690 La Bruna, Bruno
18	41	10.29	3.9845	32.0179	71.15	712 Sideri, Corrado
19	39	10.18	3.8310	30.7852	68.41	731 Patria, Giorgio
20	43	11.46	3.7522	30.1515	67.00	718 Cerrato, Davide
21	43	11.90	3.6134	29.0366	64.53	340 Dvojmoc, Ludwig
22	44	12.27	3.5860	28.8159	64.04	376 Tagliamonte, Raffaele
23	43	12.47	3.4483	27.7094	61.58	281 Shavit, Yoav
24	31	9.53	3.2529	26.1393	58.09	717 Vezzoli, Roberto
25	39	12.36	3.1553	25.3554	56.35	147 Perrone, Antonio
26	41	13.18	3.1108	24.9973	55.55	805 Helan, Vit
27	40	12.97	3.0840	24.7825	55.07	426 Bonaldo, Massimo
28	40	13.99	2.8592	22.9756	51.06	1090 Tsiskakis, Manolis
29	35	12.36	2.8317	22.7549	50.57	687 Papadopoulos, Vasileios
30	40	14.45	2.7682	22.2442	49.43	785 Mottet, Andreas
31	31	11.76	2.6361	21.1826	47.07	1092 Stylianakis, Konstantinos
32	26	9.98	2.6052	20.9347	46.52	672 Taramelli, Nicolas
33	34	13.43	2.5316	20.3436	45.21	724 Volpe, Oronzo
34	44	17.53	2.5100	20.1695	44.82	463 Ebert, Rene
35	44	17.62	2.4972	20.0665	44.59	1055 Silva Medeiros, Jose Luiz
36	29	13.70	2.1168	17.0099	37.80	1035 Stedman, Roy
37	30	14.38	2.0862	16.7644	37.25	599 Mura, Gavino
38	40	20.14	1.9861	15.9597	35.47	701 Garcia, Felicito
39	40	20.78	1.9249	15.4682	34.37	372 Schaefer, Markus
40	27	14.35	1.8815	15.1195	33.60	450 Costa Junior, Abrahao Felipe
41	29	15.96	1.8170	14.6012	32.45	175 Kivi, Matti
42	33	19.15	1.7232	13.8474	30.77	336 Lange, Bernd

MODIFIED -- Overall Stage Results

IPSC World Shoot XVI

Printed October 10, 2011 at 22:39



Stage 4 --

	PTS	TIME	HIT FACTOR	STAGE POINTS	STAGE PERCENT	COMPETITOR # Name
43	30	18.66	1.6077	12.9192	28.71	1093 Babouris, Nektarios
44	27	17.10	1.5789	12.6880	28.20	176 Anttila, Janne
45	42	28.65	1.4660	11.7801	26.18	825 Faure, Thierry
46	37	25.27	1.4642	11.7658	26.15	490 Melo Gervasio, Helen
47	37	31.02	1.1928	9.5848	21.30	1140 Rigas, Efstathios
48	13	10.92	1.1905	9.5663	21.26	529 Silveira Boaventura, Leandro
49	15	17.49	0.8576	6.8917	15.31	1089 Vorilas, Spyridon
50	5	21.13	0.2366	1.9015	4.23	552 Figueiredo Cortes, Moacyrcaldonazi
51	6	27.33	0.2195	1.7642	3.92	1091 Zafiridis, Michail
52	4	21.81	0.1834	1.4738	3.28	173 Kykkanen, Harri
53	3	22.24	0.1349	1.0840	2.41	788 Fernandes, Henrique
54	0	11.57	0.0000	0.0000	0.00	471 Arendt, Benjamin
55	0	14.40	0.0000	0.0000	0.00	429 Garcia, Antonio
56	0	21.41	0.0000	0.0000	0.00	359 Mariack-Kraft, Lisa
57	0	20.06	0.0000	0.0000	0.00	1218 Tsiolakis, Konstantinos

REVOLVER (STANDARD) -- Overall Stage Results

IPSC World Shoot XVI

Printed October 10, 2011 at 22:39



Stage 4 --

	PTS	TIME	HIT FACTOR	STAGE POINTS	STAGE PERCENT	COMPETITOR # Name
1	44	12.82	3.4321	45.0000	100.00	562 Chua, Phillip
2	44	15.77	2.7901	36.5821	81.29	1230 Lopez, Ricardo
3	44	15.86	2.7743	36.3745	80.83	993 Griffin, Matthew
4	40	16.28	2.4570	32.2147	71.59	981 Walsh, Clifford
5	39	16.92	2.3050	30.2212	67.16	530 Azevedo, Moacir
6	39	17.49	2.2298	29.2363	64.97	361 Rauer, Dietmar
7	40	19.67	2.0336	26.6627	59.25	364 Schneider, Markus
8	32	16.09	1.9888	26.0760	57.95	990 Miculek, Jerry
9	38	20.01	1.8991	24.8991	55.33	470 Sio, Hubert
10	41	23.06	1.7780	23.3116	51.80	332 Exner, Thomas
11	33	19.45	1.6967	22.2455	49.43	1034 Nemecek, Zdenek
12	40	23.84	1.6779	21.9989	48.89	978 Ladic, Tibor
13	40	24.36	1.6420	21.5293	47.84	630 Zambonin, Claudio
14	40	24.64	1.6234	21.2847	47.30	698 Della Savia, Alain Marco
15	29	17.93	1.6174	21.2063	47.13	320 Back, Sascha
16	44	28.26	1.5570	20.4140	45.36	410 Knaus, Guenther
17	40	25.88	1.5456	20.2649	45.03	574 Arambulo, Raul
18	29	19.31	1.5018	19.6908	43.76	467 Itani, Marwan
19	43	30.05	1.4309	18.7617	41.69	550 Nilsson, Ola
20	34	24.15	1.4079	18.4591	41.02	682 Ricciardi, Luca
21	33	24.11	1.3687	17.9459	39.88	289 Singsomboon, Tavesak
22	45	35.71	1.2602	16.5223	36.72	994 Sweeney, Patrick
23	29	23.42	1.2383	16.2353	36.08	290 Bergfeldt, Per
24	36	30.71	1.1723	15.3699	34.16	619 Rosas Torres, Rogerio
25	19	16.35	1.1621	15.2364	33.86	744 Tranquilli, Valter
26	40	34.47	1.1604	15.2148	33.81	600 Andriani, Giovanni
27	32	27.65	1.1573	15.1741	33.72	700 Sartor, Marco
28	17	19.93	0.8530	11.1838	24.85	988 Kirchweger, Hermann
29	16	19.04	0.8403	11.0180	24.48	123 Eilertsen, Ole
30	22	26.79	0.8212	10.7671	23.93	494 Carvalho Marques Da Silva, Joao Rafael
31	22	27.23	0.8079	10.5931	23.54	675 Montoro, Wanderley
32	32	40.50	0.7901	10.3596	23.02	1016 Kolar, Milan
33	40	50.72	0.7886	10.3402	22.98	1188 Kathareios, Christos
34	18	25.03	0.7191	9.4289	20.95	1135 Kontis, Georgios
35	15	21.91	0.6846	8.9763	19.95	323 Rimmele, Marcus
36	31	55.69	0.5567	7.2985	16.22	667 Barbosa, Silvio Humberto
37	14	28.14	0.4975	6.5231	14.50	1134 Karagiannakis, Iosif
38	17	35.66	0.4767	6.2505	13.89	1136 Kontopoulos, Ioannis
39	11	26.83	0.4100	5.3755	11.95	151 Hella, John
40	2	22.82	0.0876	1.1491	2.55	548 Garcia Rosado, Joao
41	6	82.33	0.0729	0.9555	2.12	1198 Labroulis, Konstantinos
42	0	19.89	0.0000	0.0000	0.00	338 Lindfors, Anders

REVOLVER (STANDARD) -- Overall Stage Results

IPSC World Shoot XVI

Printed October 10, 2011 at 22:39



Stage 4 --

PTS	TIME	HIT FACTOR	STAGE POINTS	STAGE PERCENT	COMPETITOR # Name
43	0	44.72	0.0000	0.00	1164 Kriebardis, Anastasios

OPEN -- Overall Stage Results

IPSC World Shoot XVI

Printed October 10, 2011 at 22:39



Stage 5 --

	PTS	TIME	HIT FACTOR	STAGE POINTS	STAGE PERCENT	COMPETITOR # Name
1	140	17.23	8.1254	145.0000	100.00	735 GRAUFFEL, ERIC
2	136	17.23	7.8932	140.8571	97.14	974 Racaza, J J
3	135	17.27	7.8170	139.4976	96.21	982 Eusibio, Kamille
4	140	18.92	7.3996	132.0481	91.07	1000 Kamenicek, Martin
5	137	18.52	7.3974	132.0094	91.04	1032 Coley, Shane
6	138	18.77	7.3522	131.2019	90.48	977 Michel, Max
7	141	19.24	7.3285	130.7794	90.19	651 Mcintosh, Brodie
8	135	18.72	7.2115	128.6925	88.75	984 Tilley, Chris
9	135	18.85	7.1618	127.8050	88.14	382 Ballesteros, Jorge
10	142	20.27	7.0054	125.0144	86.22	267 Kirsch, Saul
11	135	19.41	6.9552	124.1176	85.60	1081 Drummond, William
12	139	20.02	6.9431	123.9013	85.45	946 SEBO, ROBIN
13	141	20.51	6.8747	122.6814	84.61	519 Hinojales, Stephen John
14	132	19.23	6.8643	122.4954	84.48	694 Borsari, Luca
15	136	20.01	6.7966	121.2878	83.65	1123 Havlicek, Miroslav
16	135	19.94	6.7703	120.8186	83.32	283 Skoog, Lars-Tony
17	135	20.20	6.6832	119.2635	82.25	638 Graham, Gareth
18	131	19.65	6.6667	118.9691	82.05	185 Peltokoski, Raine
19	138	20.70	6.6667	118.9691	82.05	1054 Jarrett, Todd
20	138	20.88	6.6092	117.9435	81.34	397 Gonzalez, Javier
21	137	20.75	6.6024	117.8224	81.26	194 Niemela, Juha
22	141	21.45	6.5734	117.3052	80.90	741 Ricci, Niccolo'
23	129	19.65	6.5649	117.1527	80.79	916 Chang, Don
24	138	21.16	6.5217	116.3828	80.26	639 Hagiantoniou, Paul
25	142	21.85	6.4989	115.9744	79.98	730 Todaro, Giuseppe
26	135	20.85	6.4748	115.5455	79.69	1078 Francisco, Ronald
27	137	21.31	6.4289	114.7261	79.12	118 Lee, Kyrre Magnus
28	133	20.70	6.4251	114.6586	79.07	501 Lucena Ferreira, Jose Josias
29	133	20.72	6.4189	114.5479	79.00	44 Balbi, Martin Ernesto
30	141	21.98	6.4149	114.4766	78.95	85 Blum, Nicolas
31	135	21.12	6.3920	114.0683	78.67	331 Eidenschink, Bernhard
32	138	21.59	6.3918	114.0648	78.67	454 Kwan, Billy
33	127	19.89	6.3851	113.9447	78.58	383 Espilez, Ivan
34	136	21.32	6.3790	113.8353	78.51	1008 PIJACEK, PETR
35	134	21.03	6.3718	113.7079	78.42	961 Samchek, Alan
36	137	21.52	6.3662	113.6066	78.35	186 Runtti, Petri
37	137	21.53	6.3632	113.5538	78.31	591 Panganiban, Carlos
38	141	22.16	6.3628	113.5467	78.31	778 Hansen, Johan
39	143	22.48	6.3612	113.5181	78.29	387 Wilda, Christian
40	133	20.97	6.3424	113.1823	78.06	47 Gigli, Fabricio
41	142	22.52	6.3055	112.5240	77.60	571 Tuan, Keo Dale
42	134	21.33	6.2822	112.1087	77.32	736 Obriot, Emile

OPEN -- Overall Stage Results

IPSC World Shoot XVI

Printed October 10, 2011 at 22:39



Stage 5 --

	PTS	TIME	HIT FACTOR	STAGE POINTS	STAGE PERCENT	COMPETITOR # Name
43	135	21.51	6.2762	112.0002	77.24	1020 Thompson, Ben
44	135	21.52	6.2732	111.9481	77.21	348 Kroener, Matthias
45	125	19.95	6.2657	111.8130	77.11	918 Saiti, Naim
46	124	19.86	6.2437	111.4212	76.84	1071 Neel, Lee
47	136	21.81	6.2357	111.2778	76.74	528 Oliveira Cariello, Horacio
48	133	21.34	6.2324	111.2199	76.70	198 Solberg, Bjorn Richard
49	140	22.59	6.1974	110.5954	76.27	1056 Fessas, Dimitrios
50	137	22.13	6.1907	110.4751	76.19	742 Mazzara, Davide
51	134	21.66	6.1865	110.4007	76.14	1068 Brister, Johnny
52	134	21.69	6.1780	110.2479	76.03	168 Haugli, Steinar
53	141	22.89	6.1599	109.9255	75.81	995 Jones, Rebecca
54	137	22.26	6.1545	109.8299	75.74	393 Thurner, Helmut
55	135	22.04	6.1252	109.3069	75.38	36 Montgomery, Hubert Thomas
56	136	22.21	6.1234	109.2737	75.36	22 Gaspar, Abel
57	138	22.55	6.1197	109.2088	75.32	145 Menachem, Hemi
58	135	22.06	6.1197	109.2078	75.32	767 Altuna, Denis
59	141	23.05	6.1171	109.1625	75.28	853 Ronsse, Jurgen
60	138	22.64	6.0954	108.7747	75.02	254 Keaney, Paul
61	138	22.66	6.0900	108.6787	74.95	26 Minaglia, Daniel Horacio
62	138	22.70	6.0793	108.4872	74.82	713 Ravizzini, Paolo Andrea
63	140	23.06	6.0711	108.3413	74.72	568 Heller, Joshua
64	135	22.24	6.0701	108.3239	74.71	649 Kotsoglo, Kalan
65	137	22.71	6.0326	107.6536	74.24	652 Soldini, David
66	129	21.41	6.0252	107.5222	74.15	685 Quertinier, Stephane
67	133	22.10	6.0181	107.3951	74.07	500 Stevenson Carvalho, Joao Carlos
68	124	20.68	5.9961	107.0031	73.80	931 Markessinis, Nikita
69	139	23.19	5.9940	106.9644	73.77	388 Winkler, Oliver
70	134	22.37	5.9902	106.8966	73.72	835 Nordberg, Johan
71	131	21.89	5.9845	106.7950	73.65	282 Sirison, Sasavat
72	134	22.41	5.9795	106.7058	73.59	446 Schneider, Patrik
73	137	22.96	5.9669	106.4814	73.44	1110 Kavouklis, Nikolaos
74	135	22.63	5.9655	106.4571	73.42	692 Pusceddu, Daniele
75	137	23.00	5.9565	106.2963	73.31	873 Auger, Michael
76	133	22.35	5.9508	106.1939	73.24	642 Da Costa, Patrice
77	137	23.11	5.9282	105.7903	72.96	460 Schraner, Remo
78	140	23.64	5.9222	105.6832	72.88	1074 Weber, Guenther
79	130	22.03	5.9010	105.3062	72.62	602 D'agostino, Marcello
80	132	22.41	5.8902	105.1132	72.49	647 Edwards, Phillip
81	143	24.30	5.8848	105.0159	72.42	358 Loch, Marijan
82	133	22.61	5.8824	104.9727	72.39	793 Botturi, Enri
83	132	22.54	5.8563	104.5070	72.07	951 Abad, Reynaldo
84	120	20.51	5.8508	104.4097	72.01	1126 Bonomi, Cristian

OPEN -- Overall Stage Results**IPSC World Shoot XVI**

Printed October 10, 2011 at 22:39

**Stage 5 --**

	PTS	TIME	HIT FACTOR	STAGE POINTS	STAGE PERCENT	COMPETITOR # Name
85	133	22.74	5.8487	104.3726	71.98	739 Yang, Christopher
86	142	24.28	5.8484	104.3674	71.98	311 Ballesteros, Juan Carlos
87	133	22.76	5.8436	104.2809	71.92	940 Kovic, Josko
88	138	23.62	5.8425	104.2616	71.90	1144 Bortot, Roberto
89	138	23.64	5.8376	104.1734	71.84	656 Sameshima, Kazuki
90	140	24.03	5.8261	103.9680	71.70	1076 Kraushofer, Roland
91	133	22.86	5.8180	103.8247	71.60	1097 HUTTNER, ELI
92	133	23.03	5.7751	103.0583	71.07	37 Dadamia, Goolam
93	136	23.55	5.7749	103.0560	71.07	125 Sandas, Frank
94	139	24.13	5.7605	102.7975	70.89	391 Schneider, Franz
95	128	22.23	5.7580	102.7533	70.86	943 Szackas, Alex
96	120	20.88	5.7471	102.5595	70.73	804 Neel, Nicholas
97	138	24.05	5.7380	102.3975	70.62	616 Desagneaux, Jean-Luc
98	130	22.67	5.7345	102.3333	70.57	555 Heller, Jessey
99	138	24.07	5.7333	102.3124	70.56	622 Blowers, Linda
100	135	23.55	5.7325	102.2982	70.55	508 Arthur, Rhys
101	121	21.13	5.7265	102.1906	70.48	623 Blowers, Karla
102	129	22.55	5.7206	102.0865	70.40	610 Santos, Rald Abel
103	128	22.40	5.7143	101.9735	70.33	240 Arthur, Justin
104	139	24.34	5.7108	101.9106	70.28	696 Rovey, Maurizio
105	127	22.24	5.7104	101.9047	70.28	1014 Yamaguchi, Hiroyoshi
106	136	23.87	5.6975	101.6744	70.12	997 Francisco, Megan
107	136	23.90	5.6904	101.5468	70.03	1010 Ilarina, Alvin
108	112	19.75	5.6709	101.1990	69.79	1028 Manning, Blake
109	122	21.58	5.6534	100.8866	69.58	269 Van Koolwijk, Jacky
110	137	24.25	5.6495	100.8171	69.53	1012 Horejsi, Lenka
111	132	23.37	5.6483	100.7953	69.51	1044 Kneringer, Mario
112	139	24.63	5.6435	100.7107	69.46	272 Van Noord, Desiree
113	134	23.76	5.6397	100.6430	69.41	1039 Sustrova, Katerina
114	132	23.41	5.6386	100.6231	69.40	263 Drummen, Maurice
115	137	24.33	5.6309	100.4856	69.30	389 Lindenmayer, Christian
116	137	24.36	5.6240	100.3618	69.22	950 Lim, Johnny
117	139	24.72	5.6230	100.3440	69.20	46 Latorre, Ariel Rodrigo
118	127	22.61	5.6170	100.2371	69.13	481 Silva Oliveira, Demetrius
119	135	24.09	5.6040	100.0051	68.97	786 De Vos, Willy
120	137	24.50	5.5918	99.7883	68.82	738 Obriot, Thierry
121	136	24.33	5.5898	99.7521	68.79	740 Makarounas, Michail
122	138	24.71	5.5848	99.6625	68.73	266 Keppel, John
123	123	22.03	5.5833	99.6359	68.71	949 Lee, Athena
124	139	24.90	5.5823	99.6187	68.70	371 Schaefer, Hans-Peter
125	140	25.12	5.5732	99.4566	68.59	1113 Liberti, Giovanni Furio
126	132	23.69	5.5720	99.4338	68.58	1252 Chalkiopoulos, Kostas

OPEN -- Overall Stage Results**IPSC World Shoot XVI**

Printed October 10, 2011 at 22:39

**Stage 5 --**

	PTS	TIME	HIT FACTOR	STAGE POINTS	STAGE PERCENT	COMPETITOR # Name
127	140	25.18	5.5600	99.2196	68.43	214 Van Der Merwe, Kenneth
128	142	25.57	5.5534	99.1021	68.35	998 Kamenicek, Miroslav
129	141	25.42	5.5468	98.9849	68.27	1019 Townley, Rob
130	137	24.83	5.5175	98.4621	67.90	851 Lauwers, Marc
131	135	24.50	5.5102	98.3316	67.81	679 Montesanto, Francesco Paolo
132	122	22.21	5.4930	98.0249	67.60	1060 Harrison, Jessica
133	135	24.59	5.4900	97.9717	67.57	980 Sera, Martina
134	136	24.80	5.4839	97.8616	67.49	794 Hirano, Tetsuya
135	132	24.08	5.4817	97.8234	67.46	1029 Levanza-Rosales, Valerie
136	125	22.83	5.4753	97.7078	67.38	829 Pedersen, Frants Bo
137	120	21.94	5.4695	97.6045	67.31	250 Sonthiniwat, Peerapong
138	132	24.17	5.4613	97.4591	67.21	1095 CANETTA, IRENE
139	129	23.68	5.4476	97.2150	67.04	959 Runions, Ivan
140	137	25.15	5.4473	97.2093	67.04	691 Ascioti, Giuseppe
141	137	25.15	5.4473	97.2093	67.04	999 Miculek, Kay
142	139	25.54	5.4424	97.1223	66.98	566 Tarrade, Alain
143	125	23.00	5.4348	96.9856	66.89	938 Koch, Frank
144	137	25.29	5.4172	96.6712	66.67	189 Partanen, Simo
145	135	24.93	5.4152	96.6355	66.65	614 Anderson, Natalie
146	136	25.16	5.4054	96.4614	66.53	601 Martino, Massimo
147	122	22.69	5.3768	95.9512	66.17	392 Schulte, Andreas
148	121	22.55	5.3659	95.7556	66.04	498 Mangudadatu, Suharto Al Wali
149	129	24.05	5.3638	95.7194	66.01	342 Henking, Mathias
150	137	25.60	5.3516	95.5005	65.86	20 Schoeman, Daniel
151	136	25.44	5.3459	95.3997	65.79	303 Johnson, Anthony
152	137	25.69	5.3328	95.1660	65.63	930 Markessinis, Tommy
153	137	25.72	5.3266	95.0550	65.56	327 Bettermann, Heribert
154	124	23.32	5.3173	94.8896	65.44	212 Osman, Mohamed Ziad
155	129	24.28	5.3130	94.8127	65.39	187 Kadenius, Jyrki
156	139	26.18	5.3094	94.7481	65.34	300 Chantharatanachok, Nikorn
157	141	26.56	5.3087	94.7363	65.34	579 Cheesman, Enrique
158	135	25.43	5.3087	94.7355	65.33	134 Skotte, Eddy
159	135	25.43	5.3087	94.7355	65.33	926 Gould, Jon
160	129	24.30	5.3086	94.7346	65.33	515 Betschart, Bruno
161	140	26.40	5.3030	94.6345	65.27	801 Parise, Ettore
162	117	22.11	5.2917	94.4327	65.13	276 Rooijendijk, Lucien
163	121	22.89	5.2862	94.3333	65.06	1107 Kalogerakis, George
164	120	22.72	5.2817	94.2537	65.00	714 Barbizzi, Daniele
165	133	25.23	5.2715	94.0718	64.88	1254 Kartapanis, Ioannis
166	137	26.04	5.2611	93.8869	64.75	219 Van Den Berg, Ets
167	119	22.65	5.2539	93.7571	64.66	485 Talaga, Ramil
168	132	25.15	5.2485	93.6615	64.59	534 Lim, Edwin Peter

OPEN -- Overall Stage Results

IPSC World Shoot XVI

Printed October 10, 2011 at 22:39



Stage 5 --

	PTS	TIME	HIT FACTOR	STAGE POINTS	STAGE PERCENT	COMPETITOR # Name
169	130	24.77	5.2483	93.6575	64.59	798 Schieck, Peter
170	137	26.13	5.2430	93.5635	64.53	124 Johansen, Are
171	121	23.09	5.2404	93.5162	64.49	596 Wallin, Joakim
172	141	26.91	5.2397	93.5041	64.49	200 Besana, Emanuele
173	132	25.24	5.2298	93.3275	64.36	48 Rigueira, Jorge Omar
174	134	25.66	5.2221	93.1909	64.27	459 Spies, Axel
175	120	23.00	5.2174	93.1062	64.21	661 Vardanega, Paul
176	135	25.88	5.2164	93.0882	64.20	929 Mackay, Wade
177	141	27.07	5.2087	92.9514	64.10	23 Larranaga Leone, Omar
178	135	25.97	5.1983	92.7656	63.98	1017 Benedetto, Edwin
179	130	25.06	5.1876	92.5737	63.84	1108 Drakakis, Panagiotis
180	136	26.23	5.1849	92.5264	63.81	556 Agustin, Kenneth Ray
181	141	27.25	5.1743	92.3374	63.68	51 Belletti, Carlo
182	137	26.53	5.1640	92.1528	63.55	1042 Kraushofer, Gabriele
183	129	25.02	5.1559	92.0084	63.45	948 Baraoidan, Norberto
184	129	25.04	5.1518	91.9350	63.40	1043 Steurer, Margit
185	123	23.92	5.1421	91.7633	63.29	737 Gibert, Philippe
186	134	26.06	5.1420	91.7605	63.28	188 Alenius, Jesse
187	140	27.24	5.1395	91.7162	63.25	1066 Smith, Brian
188	139	27.05	5.1386	91.7007	63.24	1202 Maragoudakis, Ioannis
189	125	24.35	5.1335	91.6086	63.18	208 Sparby, Frank
190	134	26.13	5.1282	91.5147	63.11	1116 Clausen, Torsten
191	136	26.53	5.1263	91.4802	63.09	398 Ballesteros, Lorena
192	135	26.34	5.1253	91.4625	63.08	385 Weuster, Frank
193	140	27.37	5.1151	91.2806	62.95	215 Bouwer, Pieter
194	138	27.02	5.1073	91.1421	62.86	782 Bencivenni, Ivano
195	129	25.29	5.1008	91.0261	62.78	278 Roorda, Richard
196	136	26.68	5.0975	90.9658	62.74	792 Boccia, Maurizio
197	138	27.18	5.0773	90.6056	62.49	284 Srijinta-Anggul, Wat
198	107	21.13	5.0639	90.3669	62.32	244 Murdock, Lesgar
199	126	24.93	5.0542	90.1931	62.20	54 Van Den Berg, Jan Fouche
200	140	27.75	5.0450	90.0306	62.09	575 Barcelona, Ronaldo
201	128	25.40	5.0394	89.9294	62.02	140 Wiel, Elisabeth
202	135	27.07	4.9871	88.9961	61.38	1041 Hasenkopf, Notburga
203	136	27.30	4.9817	88.9000	61.31	680 Romani, Carlo
204	131	26.37	4.9678	88.6516	61.14	612 Tan, Mary Grace
205	138	27.82	4.9605	88.5212	61.05	546 Gonzaga, Fernando
206	140	28.24	4.9575	88.4685	61.01	61 Esposito, Antonio Hector
207	137	27.73	4.9405	88.1649	60.80	363 Remek, Claudia
208	124	25.18	4.9245	87.8802	60.61	751 Zanardi, Enzo
209	131	26.61	4.9230	87.8520	60.59	192 Kajasaranta-Alenius, Jaana
210	132	26.95	4.8980	87.4058	60.28	586 Levanza, Catherine

OPEN -- Overall Stage Results**IPSC World Shoot XVI**

Printed October 10, 2011 at 22:39

**Stage 5 --**

	PTS	TIME	HIT FACTOR	STAGE POINTS	STAGE PERCENT	COMPETITOR # Name
211	135	27.60	4.8913	87.2871	60.20	563 Mangudadatu, Rubbil
212	122	24.99	4.8820	87.1202	60.08	1109 Madaros, Konstantinos
213	108	22.15	4.8758	87.0112	60.01	650 Mcconachie, David
214	126	26.00	4.8462	86.4813	59.64	423 Haas, Peter
215	126	26.01	4.8443	86.4481	59.62	330 Ebenhoeh, Julia
216	134	27.71	4.8358	86.2966	59.51	77 Dagan, Yael
217	119	24.63	4.8315	86.2200	59.46	504 Mangudadatu, Datu Pax Ali
218	136	28.24	4.8159	85.9408	59.27	111 Greenway, Steve
219	131	27.23	4.8109	85.8517	59.21	190 Suominen, Jukka
220	137	28.50	4.8070	85.7829	59.16	270 Lambrechts, Johan
221	138	28.73	4.8033	85.7173	59.12	163 Ally, Hishaam
222	138	28.79	4.7933	85.5387	58.99	268 Kisters, Rob
223	135	28.24	4.7805	85.3089	58.83	193 Partanen, Pekka
224	136	28.46	4.7786	85.2765	58.81	1057 Tyrakis, Ioannis
225	134	28.07	4.7738	85.1898	58.75	620 Blackaller, David
226	129	27.12	4.7566	84.8839	58.54	900 KARCHEV, DANIL
227	140	29.50	4.7458	84.6898	58.41	132 Harris, John
228	132	27.82	4.7448	84.6724	58.39	621 Blowers, Alain
229	139	29.39	4.7295	84.3996	58.21	646 Dwyer, Bernie
230	107	22.68	4.7178	84.1911	58.06	461 Angerer, Klaus
231	131	27.86	4.7021	83.9103	57.87	1040 Arredondo, Ralph
232	130	27.68	4.6965	83.8113	57.80	511 Gino, Edcel John
233	118	25.14	4.6937	83.7610	57.77	213 Gogos, Alexandros
234	133	28.35	4.6914	83.7190	57.74	626 Graham, Gina
235	117	24.94	4.6913	83.7172	57.74	196 Kosola, Vesa
236	135	28.89	4.6729	83.3895	57.51	695 MASSA, STEFANO
237	135	28.91	4.6697	83.3318	57.47	131 Yeung, Danny Tai Chow
238	116	24.89	4.6605	83.1684	57.36	264 Faro, Rien
239	137	29.40	4.6599	83.1569	57.35	144 Johansen, Roger
240	110	23.61	4.6590	83.1423	57.34	133 Bishop, Brian
241	137	29.44	4.6535	83.0440	57.27	326 Baumgaertner, Agnes
242	135	29.04	4.6488	82.9588	57.21	309 Mak, Kam Sing
243	134	28.94	4.6303	82.6288	56.99	154 Dyro, Herman
244	142	30.80	4.6104	82.2740	56.74	333 Frindt, Norbert
245	139	30.18	4.6057	82.1903	56.68	587 Navato, Janice
246	119	25.90	4.5946	81.9922	56.55	399 Fernandez, Pilar
247	137	29.86	4.5881	81.8759	56.47	1023 Korondan, Attila
248	137	29.91	4.5804	81.7390	56.37	174 Kreuzer, Kurt
249	140	30.57	4.5797	81.7256	56.36	384 Metzner, Michael
250	130	28.39	4.5791	81.7153	56.36	408 Glas, Thomas
251	134	29.28	4.5765	81.6693	56.32	1027 Ramirez, Robert
252	139	30.51	4.5559	81.3014	56.07	400 Barros, Cristina

OPEN -- Overall Stage Results**IPSC World Shoot XVI**

Printed October 10, 2011 at 22:39

**Stage 5 --**

	PTS	TIME	HIT FACTOR	STAGE POINTS	STAGE PERCENT	COMPETITOR # Name
253	115	25.33	4.5401	81.0192	55.88	941 Lalonde, Bruce
254	110	24.26	4.5342	80.9146	55.80	551 Caplan De Araujo, Marcio Gabriel
255	121	26.72	4.5284	80.8117	55.73	808 Mondaca, Miguel
256	118	26.14	4.5142	80.5567	55.56	583 Cuyong, Lydia Abigail
257	117	26.01	4.4983	80.2732	55.36	608 Ramos, Angela Mariz
258	136	30.31	4.4870	80.0716	55.22	93 SHAPIRA, TAL
259	133	29.67	4.4826	79.9944	55.17	195 Ovaskainen, Pentti
260	139	31.02	4.4810	79.9647	55.15	894 Meimaridis, George
261	104	23.32	4.4597	79.5848	54.89	234 Jacobs, Adnaan
262	140	31.40	4.4586	79.5653	54.87	1038 Vidanes, Claudia
263	114	25.64	4.4462	79.3436	54.72	797 Fristrup, Klaus
264	134	30.15	4.4444	79.3127	54.70	164 Biermann, Alexis
265	137	30.99	4.4208	78.8904	54.41	425 Zanardi, Anna Maria
266	127	28.86	4.4006	78.5295	54.16	390 Nuernberg, Philipp
267	128	29.11	4.3971	78.4681	54.12	954 Pellicori, Stephen
268	133	30.34	4.3837	78.2278	53.95	594 Delos Santos, Joey
269	107	24.47	4.3727	78.0324	53.82	1143 Manzoni, Cristiano
270	139	31.81	4.3697	77.9788	53.78	407 Gallenbach, Heinz
271	138	31.79	4.3410	77.4665	53.43	171 Montgomery, Hanlie
272	106	24.45	4.3354	77.3664	53.36	431 Riubrugent, Victor
273	141	32.72	4.3093	76.9008	53.04	191 Kotkatvuori, Jorma
274	132	30.70	4.2997	76.7292	52.92	275 Rodigas, Eduard
275	120	27.96	4.2918	76.5895	52.82	989 FUCHS, ANTON
276	128	30.02	4.2638	76.0895	52.48	45 Tripoli, Martin Horacio
277	140	32.85	4.2618	76.0533	52.45	1024 Puskas, Geza
278	110	25.86	4.2537	75.9083	52.35	130 Manson, Aaron P
279	128	30.18	4.2412	75.6861	52.20	324 Mangudadatu, Mariam
280	114	26.93	4.2332	75.5429	52.10	152 Klov, Morten
281	126	29.81	4.2268	75.4282	52.02	1162 Babouris, Vasileios
282	119	28.23	4.2154	75.2248	51.88	560 Morales, Agustin
283	123	29.32	4.1951	74.8629	51.63	360 Mueller, Kerstin
284	139	33.16	4.1918	74.8041	51.59	203 Christiansen, Anders
285	139	33.19	4.1880	74.7365	51.54	827 Bouchoucha, Marc
286	103	24.60	4.1870	74.7184	51.53	543 Ladroma, Nolito
287	135	32.48	4.1564	74.1725	51.15	64 Zarzif, Nachum Jonatan
288	128	30.80	4.1558	74.1625	51.15	1075 Volk, Franz
289	141	33.93	4.1556	74.1584	51.14	670 Sabe, Jose Guilherme
290	137	32.97	4.1553	74.1527	51.14	768 Balesi, Daniel
291	138	33.51	4.1182	73.4903	50.68	893 Kakoyiannis, Efstathios
292	107	26.00	4.1154	73.4405	50.65	689 Perruccino, Patrizia
293	127	30.90	4.1100	73.3450	50.58	1079 Ramirez, Ericka
294	143	34.86	4.1021	73.2038	50.49	1172 Gerencser, Miklos

OPEN -- Overall Stage Results**IPSC World Shoot XVI**

Printed October 10, 2011 at 22:39

**Stage 5 --**

	PTS	TIME	HIT FACTOR	STAGE POINTS	STAGE PERCENT	COMPETITOR # Name
295	134	32.79	4.0866	72.9271	50.29	1031 Tanaka, Brian
296	116	28.40	4.0845	72.8895	50.27	1052 Chung, Lily
297	140	34.74	4.0299	71.9157	49.60	645 Docwra, Ray
298	125	31.10	4.0193	71.7257	49.47	584 Hizon, Miguelito
299	123	30.87	3.9845	71.1040	49.04	779 Hansen, John Westgard
300	143	35.91	3.9822	71.0634	49.01	349 LENNERT, ADAM
301	139	34.97	3.9748	70.9324	48.92	365 Schrader, Heiko
302	116	29.29	3.9604	70.6747	48.74	1067 Pelissier, Michael
303	129	32.63	3.9534	70.5501	48.66	367 Falco De Souza, Daniel
304	137	34.74	3.9436	70.3746	48.53	624 Carey, Mark
305	138	35.20	3.9205	69.9619	48.25	748 Desaugere, Jean-Francois
306	135	34.52	3.9108	69.7892	48.13	635 Clark, Graeme
307	107	27.38	3.9080	69.7390	48.10	243 RAM, DAVID
308	138	35.68	3.8677	69.0207	47.60	966 Silva, Jose
309	102	26.39	3.8651	68.9741	47.57	952 Mchugh, Bernie
310	120	31.05	3.8647	68.9676	47.56	1265 Mangudadatu, Suharto
311	133	34.53	3.8517	68.7354	47.40	895 Delikostidis, Efrem
312	136	35.38	3.8440	68.5972	47.31	380 Kobler, Wolfgang
313	129	33.58	3.8416	68.5542	47.28	897 Saxoni, Dimitra
314	122	31.78	3.8389	68.5064	47.25	540 Fontanilla, Bayani Jr
315	122	31.87	3.8281	68.3130	47.11	648 Williams, Peter
316	122	32.01	3.8113	68.0142	46.91	580 Coseteng, Evelyn Jean
317	97	25.51	3.8024	67.8557	46.80	581 Cu, Sonny
318	132	34.94	3.7779	67.4181	46.50	936 Wolf, Michael
319	117	31.01	3.7730	67.3301	46.43	564 Mangudadatu, Datu Yassin
320	140	37.25	3.7584	67.0698	46.26	1141 Savelidis, Haralambos
321	137	36.53	3.7503	66.9262	46.16	925 Gould, Dianne
322	132	35.42	3.7267	66.5044	45.87	634 Carroll, Lex
323	143	38.84	3.6818	65.7025	45.31	94 Glik, Zvi
324	138	37.87	3.6440	65.0293	44.85	771 Andersen, Tim
325	136	37.93	3.5856	63.9855	44.13	896 Fotopoulou, Marianna
326	135	37.81	3.5705	63.7166	43.94	898 Bergele, Konstantina
327	119	33.72	3.5291	62.9774	43.43	255 Saaiman, Jan Andries
328	102	29.77	3.4263	61.1430	42.17	565 Mangudadatu, Datu Muhaimin
329	137	40.19	3.4088	60.8314	41.95	826 Hazan, Albert
330	104	30.62	3.3965	60.6113	41.80	2 Gastelumendi Schunk, Mario Sebastian
331	110	32.69	3.3649	60.0486	41.41	942 Sousa, Fernando
332	131	38.97	3.3616	59.9882	41.37	279 Sasabone, John
333	107	31.98	3.3458	59.7077	41.18	259 Tang, Kam Tim
334	133	40.31	3.2994	58.8795	40.61	96 Monteiro, Emerico
335	141	42.79	3.2952	58.8034	40.55	1058 Clark, Debra
336	140	42.54	3.2910	58.7294	40.50	1152 Mavilidi, Aggeliki

OPEN -- Overall Stage Results**IPSC World Shoot XVI**

Printed October 10, 2011 at 22:39

**Stage 5 --**

	PTS	TIME	HIT FACTOR	STAGE POINTS	STAGE PERCENT	COMPETITOR # Name
337	141	43.15	3.2677	58.3128	40.22	1237 Ullmann, Josef
338	104	31.95	3.2551	58.0882	40.06	605 Christovasilis, Dimitrios
339	133	41.03	3.2415	57.8463	39.89	872 Hansen, Fred
340	80	25.16	3.1797	56.7420	39.13	109 Cowen, David
341	140	44.06	3.1775	56.7034	39.11	345 Knapstein, Paul
342	139	44.17	3.1469	56.1581	38.73	435 Tsuzmarova, Jelena
343	119	38.58	3.0845	55.0440	37.96	1171 Rigrtrup, Jorgen
344	136	44.81	3.0350	54.1613	37.35	933 Moore, Barry
345	100	33.09	3.0221	53.9298	37.19	72 Heldaas, Bjorn
346	124	41.68	2.9750	53.0908	36.61	750 Fromajot, Philippe
347	123	41.39	2.9717	53.0316	36.57	39 Halpern, Shalom
348	113	38.21	2.9573	52.7748	36.40	657 Motonari, Shinji
349	134	45.59	2.9392	52.4518	36.17	1160 Orfanaki, Irene
350	116	39.88	2.9087	51.9073	35.80	310 Ngan, Man Lai Emily
351	128	44.72	2.8623	51.0779	35.23	913 Breslawski, Joseph
352	102	35.88	2.8428	50.7309	34.99	1168 Tsernat-Korboy, Dorothea
353	121	42.63	2.8384	50.6518	34.93	202 Haarberg, Stephen Alexand
354	115	42.23	2.7232	48.5962	33.51	1084 Neonakis, Nikolaos
355	115	46.27	2.4854	44.3531	30.59	115 Sanders, Robert
356	94	42.72	2.2004	39.2665	27.08	434 Belyshev, Sergei
357	143	71.77	1.9925	35.5564	24.52	1224 Haritos, Ioannis
358	109	62.90	1.7329	30.9244	21.33	935 Li, Qing
359	81	96.70	0.8376	14.9480	10.31	1195 Kelesis, Dimitrios
360	23	30.56	0.7526	13.4307	9.26	848 Polizois, Dimitrios
361	0	0.00	0.0000	0.0000	0.00	25 Anastasiou, John
362	0	0.00	0.0000	0.0000	0.00	1153 Savidis, Ioannis
363	0	0.00	0.0000	0.0000	0.00	1209 Saouridou, Eleonora
364	0	0.00	0.0000	0.0000	0.00	1201 Mantzaridis, Christos

STANDARD -- Overall Stage Results

IPSC World Shoot XVI

Printed October 10, 2011 at 22:39




Stage 5 --

	PTS	TIME	HIT FACTOR	STAGE POINTS	STAGE PERCENT	COMPETITOR # Name
1	134	20.11	6.6634	145.0000	100.00	1015 MIGUEZ, BLAKE
2	135	20.41	6.6144	143.9349	99.27	402 Midgley, Gregory
3	136	20.68	6.5764	143.1079	98.70	495 Maia Saldanha Junior, Jaime Roberto
4	141	21.76	6.4798	141.0053	97.25	986 Lihne, Zdenek
5	137	21.52	6.3662	138.5331	95.54	1013 Podlesak, Roman
6	135	21.26	6.3500	138.1802	95.30	1002 Tomasie, Travis
7	136	21.46	6.3374	137.9064	95.11	401 Jaime, Juan Carlos
8	139	21.98	6.3239	137.6139	94.91	92 Monastirsky, Evgeny
9	137	22.03	6.2188	135.3260	93.33	996 Puente, Ted
10	139	22.37	6.2137	135.2148	93.25	658 Batki, Gyorgy
11	135	21.85	6.1785	134.4490	92.72	558 Dionisio, Jethro
12	133	21.67	6.1375	133.5574	92.11	983 ZNAMENACEK, PETR
13	136	22.21	6.1234	133.2495	91.90	711 Forlani, Dario
14	144	23.78	6.0555	131.7728	90.88	688 Bergami, Davide
15	137	22.66	6.0459	131.5637	90.73	784 Gomez, Estuardo
16	138	22.85	6.0394	131.4220	90.64	413 Koussev, Alexander
17	139	23.06	6.0278	131.1689	90.46	752 Bettarini, Varo
18	131	21.81	6.0064	130.7046	90.14	693 Montera, Paolo
19	136	22.65	6.0044	130.6610	90.11	1018 Butler, Taran
20	136	22.79	5.9675	129.8584	89.56	726 Sklavis, Alexandros
21	136	22.80	5.9649	129.8014	89.52	1077 Post, Gottfried
22	138	23.19	5.9508	129.4952	89.31	414 Ganan, Manuel
23	140	23.56	5.9423	129.3088	89.18	775 Bettoni, Leonardo
24	131	22.17	5.9089	128.5822	88.68	816 Davoli, Fabio
25	137	23.35	5.8672	127.6759	88.05	865 Saudemont, Tom
26	138	23.55	5.8599	127.5156	87.94	1045 Stranz, Juergen
27	136	23.27	5.8444	127.1797	87.71	10 Roitman, Patricio
28	137	23.47	5.8372	127.0231	87.60	297 Andersson, Robert
29	135	23.14	5.8341	126.9538	87.55	527 Domingues Oliveira, Lucimar
30	138	23.80	5.7983	126.1762	87.02	800 Djukovic, Marko
31	133	23.02	5.7776	125.7250	86.71	776 Ostling, Mikael
32	134	23.23	5.7684	125.5252	86.57	763 Poiret, Jerome
33	136	23.61	5.7603	125.3482	86.45	406 Schuetz, Michael
34	130	22.58	5.7573	125.2837	86.40	699 Bragagnolo, Max
35	141	24.63	5.7247	124.5747	85.91	683 Santarcangelo, Adriano Ciro
36	137	24.07	5.6917	123.8568	85.42	166 Ostgaard, Haavard
37	139	24.46	5.6827	123.6612	85.28	416 Cases, Antonio
38	127	22.39	5.6722	123.4312	85.12	542 Gotamco, Jon Christopher
39	138	24.40	5.6557	123.0735	84.88	743 Commisso, Emanuele
40	133	23.54	5.6500	122.9477	84.79	559 Martin, Wilfredo Jr
41	140	24.98	5.6045	121.9582	84.11	834 Dahlman, Roland
42	141	25.17	5.6019	121.9021	84.07	812 Di Prospero, Mauro

STANDARD -- Overall Stage Results

IPSC World Shoot XVI

Printed October 10, 2011 at 22:39




Stage 5 --

PTS	TIME	HIT FACTOR	STAGE POINTS	STAGE PERCENT	COMPETITOR #	Name
43	139	24.85	5.5936	121.7205	83.95	576 Bernabe, Joseph
44	135	24.19	5.5808	121.4432	83.75	491 Zander Lima, Igor
45	140	25.28	5.5380	120.5109	83.11	146 Kolia, Muhammed
46	122	22.15	5.5079	119.8564	82.66	453 Rivera, Edward
47	132	24.11	5.4749	119.1385	82.16	915 Burrell, Michael
48	137	25.05	5.4691	119.0113	82.08	396 Astroth, Marcus
49	143	26.16	5.4664	118.9525	82.04	34 Viljoen, Enrico Pierre
50	138	25.32	5.4502	118.6016	81.79	229 Borgstrom, Stefan
51	141	25.88	5.4482	118.5578	81.76	578 Castro, Rosendo Jr
52	126	23.15	5.4428	118.4390	81.68	762 Boit, Julien
53	126	23.21	5.4287	118.1329	81.47	355 Damm, Oliver
54	139	25.74	5.4002	117.5118	81.04	27 Gini, Sebastian Pedro
55	144	26.72	5.3892	117.2739	80.88	343 Jakob, Herbert
56	130	24.15	5.3830	117.1390	80.79	288 Henriques, Orville
57	121	22.48	5.3826	117.1290	80.78	40 Silva, Manuel
58	139	25.96	5.3544	116.5160	80.36	1096 PESCE, FABRIZIO
59	138	25.89	5.3302	115.9905	79.99	725 D'alessandro, Mauro
60	141	26.56	5.3087	115.5224	79.67	38 Maidwell, Troy Robert
61	131	24.70	5.3036	115.4116	79.59	770 Guillaume, Bertrand
62	125	23.57	5.3034	115.4053	79.59	9 Baigorria, Jorge Orlando
63	126	23.76	5.3030	115.3983	79.59	1037 Richman, Mark
64	136	25.69	5.2939	115.1994	79.45	209 Peacock, Justin James
65	138	26.15	5.2772	114.8372	79.20	783 Kuveljic, Dusan
66	114	21.64	5.2680	114.6365	79.06	850 Cifuentes, Edwin
67	132	25.12	5.2548	114.3483	78.86	526 Abdul Nibi, Henrique
68	137	26.10	5.2490	114.2235	78.77	117 Ciesielski, Marcin
69	116	22.15	5.2370	113.9619	78.59	223 Kinnala, Jani
70	141	27.05	5.2126	113.4298	78.23	314 Van Uitert, John
71	135	25.97	5.1983	113.1194	78.01	1047 Sweeney, Matthew
72	139	26.85	5.1769	112.6538	77.69	496 Maia Saldanha, Jaime Roberto
73	137	26.53	5.1640	112.3721	77.50	5 Kaufmanis, Eriks
74	142	27.51	5.1618	112.3241	77.46	728 Caroselli, Alberto
75	141	27.33	5.1592	112.2677	77.43	65 Friendship, Paul Gary
76	140	27.17	5.1527	112.1279	77.33	378 Tutschke, Petra
77	125	24.28	5.1483	112.0306	77.26	831 JENSEN, RALF K
78	140	27.26	5.1357	111.7577	77.07	849 Botticelli, Alessandro
79	142	27.65	5.1356	111.7554	77.07	811 Madsen, Bo Stampe
80	125	24.36	5.1314	111.6627	77.01	258 Kaewmuangpet, Narongsak
81	130	25.59	5.0801	110.5474	76.24	664 Buzzachera, Mafaldo
82	141	27.87	5.0592	110.0924	75.93	964 Sicotte, Pascal
83	133	26.36	5.0455	109.7947	75.72	877 Fisher, Randy
84	139	27.63	5.0308	109.4735	75.50	245 Backstrom, Mats O

STANDARD -- Overall Stage Results

IPSC World Shoot XVI

Printed October 10, 2011 at 22:39




Stage 5 --

PTS	TIME	HIT FACTOR	STAGE POINTS	STAGE PERCENT	COMPETITOR #	Name
85	133	26.46	5.0265	109.3798	75.43	83 Greeff, Pieter Albert
86	125	24.88	5.0241	109.3289	75.40	673 Dalmeida Arruda, Victor
87	138	27.59	5.0018	108.8436	75.06	684 Simula, Salvatore
88	138	27.62	4.9964	108.7253	74.98	220 Ruohonen, Tony
89	140	28.03	4.9946	108.6877	74.96	156 Thorstensen, Christopher
90	141	28.36	4.9718	108.1903	74.61	210 Engelbrecht, Hermanus
91	117	23.57	4.9639	108.0193	74.50	1009 Bragg, Emanuel
92	134	27.01	4.9611	107.9582	74.45	666 Franca Filho, Silvio
93	138	27.91	4.9445	107.5956	74.20	119 Due, Dag Petter
94	138	28.05	4.9198	107.0586	73.83	1243 Sioda, Geno Wieslaw
95	141	28.68	4.9163	106.9831	73.78	1063 Nonaka, Tori
96	134	27.29	4.9102	106.8505	73.69	615 Barnes, Michael
97	136	27.70	4.9097	106.8401	73.68	769 Beaunier, Francois
98	139	28.42	4.8909	106.4305	73.40	1130 Zaharioudakis, Mihail
99	143	29.27	4.8855	106.3135	73.32	607 Pible, Israelito
100	120	24.64	4.8701	105.9780	73.09	733 Morassut, Enrico
101	126	25.97	4.8518	105.5781	72.81	224 Marjoniemi, Esa
102	104	21.51	4.8350	105.2127	72.56	955 Penner, Scott
103	127	26.29	4.8307	105.1207	72.50	606 Gonzales, Dan
104	138	28.61	4.8235	104.9631	72.39	55 Kay, Ian Lawrence
105	120	24.89	4.8212	104.9136	72.35	653 Woodhouse, Robert
106	133	27.60	4.8188	104.8619	72.32	1114 Dela Pena, Ramiro
107	139	28.85	4.8180	104.8442	72.31	625 Carey, Peter
108	123	25.56	4.8122	104.7176	72.22	589 Ongpauco, Tyrone
109	133	27.70	4.8014	104.4834	72.06	477 Nogueira Sette Bicalho, Carlos Eduardo
110	130	27.11	4.7953	104.3492	71.96	285 Kamolwong, Somchai
111	124	25.89	4.7895	104.2233	71.88	516 Kastell, Peter
112	141	29.47	4.7845	104.1152	71.80	52 De Wet, Jacobus
113	135	28.25	4.7788	103.9898	71.72	489 Faci, Caroline
114	131	27.42	4.7775	103.9631	71.70	1069 Novak, Robert
115	134	28.07	4.7738	103.8814	71.64	764 Gerard, Joel
116	139	29.17	4.7652	103.6940	71.51	211 Patzen, Heinrich
117	116	24.43	4.7483	103.3260	71.26	796 Birkjaer, Ulrik
118	137	28.92	4.7372	103.0855	71.09	1083 Tiberi, Marco
119	135	28.53	4.7319	102.9692	71.01	247 Lindstedt, Lars
120	124	26.27	4.7202	102.7157	70.84	12 Swierczek, Zbigniew
121	133	28.22	4.7130	102.5581	70.73	313 Slim, Marcel
122	137	29.07	4.7128	102.5536	70.73	637 Giles, Claire
123	121	25.70	4.7082	102.4537	70.66	506 Mariano Barbosa, Gabriel Garcia
124	137	29.19	4.6934	102.1320	70.44	253 Barentsen, Sasja
125	140	30.11	4.6496	101.1795	69.78	62 Rolls, Kevin Keith
126	131	28.32	4.6257	100.6592	69.42	810 Mac-Namara, Fabian

STANDARD -- Overall Stage Results

IPSC World Shoot XVI

Printed October 10, 2011 at 22:39



Stage 5 --

	PTS	TIME	HIT FACTOR	STAGE POINTS	STAGE PERCENT	COMPETITOR # Name
127	143	30.96	4.6189	100.5103	69.32	143 Krako, Lene Olaug
128	138	29.98	4.6031	100.1666	69.08	87 Mihajlovic, Zoran
129	124	26.95	4.6011	100.1240	69.05	1101 Sandberg, Jens
130	131	28.65	4.5724	99.4997	68.62	221 Kuisma, Mikko
131	119	26.11	4.5576	99.1780	68.40	537 Cortes, Kevin
132	133	29.19	4.5564	99.1500	68.38	1064 Rogers, Randi
133	135	29.69	4.5470	98.9461	68.24	789 Correia, Paulo
134	123	27.11	4.5371	98.7304	68.09	1087 Papagrigoriou, Evangelos
135	134	29.55	4.5347	98.6785	68.05	135 Nordgaard, Tor Olav
136	133	29.34	4.5331	98.6431	68.03	864 Margodt, Steve
137	141	31.14	4.5279	98.5317	67.95	235 Karin, Rami
138	139	30.75	4.5203	98.3660	67.84	120 Aarebraat, Per Arild
139	140	31.00	4.5161	98.2747	67.78	1004 Gawenda, Boguslaw
140	131	29.03	4.5126	98.1973	67.72	1005 Madajewski, Leszek
141	128	28.41	4.5055	98.0424	67.62	482 Spatoulas, Ioannis
142	136	30.20	4.5033	97.9958	67.58	18 Van Straaten, Andre Stefaan
143	119	26.45	4.4991	97.9031	67.52	572 Yao, Eduardo
144	135	30.05	4.4925	97.7608	67.42	265 Hoogduijn, Peter
145	142	31.63	4.4894	97.6932	67.37	63 Fischer, Johanna Sophia
146	136	30.36	4.4796	97.4793	67.23	1006 Widla, Radoslaw
147	127	28.44	4.4655	97.1739	67.02	1022 Szaszi, Csaba
148	137	30.70	4.4625	97.1085	66.97	595 Aronis, Themistoklis
149	131	29.50	4.4407	96.6328	66.64	148 Syversen, Lars
150	138	31.20	4.4231	96.2498	66.38	347 Kraft, Herbert
151	125	28.38	4.4045	95.8458	66.10	669 Pedlow, Andrew
152	137	31.19	4.3924	95.5830	65.92	806 Munson, Lisa
153	125	28.50	4.3860	95.4422	65.82	415 Cervera, Manuel
154	116	26.84	4.3219	94.0483	64.86	976 Quinn, Mark
155	106	24.53	4.3212	94.0337	64.85	136 Fremstad, Jon Terje
156	122	28.25	4.3186	93.9759	64.81	585 Lao, Alex
157	120	27.92	4.2980	93.5279	64.50	14 Siuniakou, Andrei
158	133	30.96	4.2959	93.4816	64.47	227 Alenius, Jouni
159	121	28.22	4.2877	93.3047	64.35	702 Comert, Ergun
160	136	31.83	4.2727	92.9774	64.12	308 Jereb, Uros
161	128	30.21	4.2370	92.2008	63.59	116 Birketvedt, Espen
162	141	33.32	4.2317	92.0851	63.51	921 Strasser, Elisabeth
163	137	32.44	4.2232	91.8999	63.38	830 Wolff, Ebbe
164	127	30.08	4.2221	91.8758	63.36	923 Dame, Mike
165	142	33.66	4.2187	91.8014	63.31	927 Hudson, Robbin
166	135	32.03	4.2148	91.7175	63.25	11 Pastor, Federico
167	128	30.37	4.2147	91.7150	63.25	231 Dahl, Mikael
168	108	25.63	4.2138	91.6960	63.24	1025 Zils, Jevgenij

STANDARD -- Overall Stage Results

IPSC World Shoot XVI

Printed October 10, 2011 at 22:39




Stage 5 --

	PTS	TIME	HIT FACTOR	STAGE POINTS	STAGE PERCENT	COMPETITOR # Name
169	137	32.58	4.2050	91.5050	63.11	545 Gonzaga, Jannette
170	138	32.86	4.1996	91.3875	63.03	230 Poikonen, Kristian
171	134	31.91	4.1993	91.3804	63.02	468 Kressibucher, Peter
172	143	34.09	4.1948	91.2818	62.95	924 Gagnon, Miguel
173	126	30.10	4.1860	91.0918	62.82	1260 Vergos, Apostolos
174	137	32.81	4.1756	90.8635	62.66	505 Macedo Filho, Edmundo Souza
175	139	33.45	4.1555	90.4261	62.36	1104 Roumeliotakis, Konstantinos
176	135	32.56	4.1462	90.2245	62.22	939 Korobkin, Anatoli
177	119	28.83	4.1276	89.8209	61.95	1070 Miguez, Steve
178	113	27.38	4.1271	89.8091	61.94	871 Hansen, Sean
179	122	29.60	4.1216	89.6899	61.86	802 Duvivier, Cedric
180	136	33.30	4.0841	88.8730	61.29	225 Lokkila, Heidi
181	133	32.61	4.0785	88.7516	61.21	839 Lindberg, Henrik Have
182	132	32.42	4.0716	88.6005	61.10	1088 Papadopoulos, Georgios
183	108	26.61	4.0586	88.3190	60.91	424 Kuenzler, Oliver
184	136	33.51	4.0585	88.3161	60.91	317 Wigchert, Frank
185	137	33.81	4.0521	88.1761	60.81	274 Plagge, Alexander
186	126	31.11	4.0501	88.1345	60.78	170 Karamitsos, Efthymios
187	136	33.58	4.0500	88.1320	60.78	934 Nardi, Frank
188	130	32.21	4.0360	87.8270	60.57	920 Gruber, Birgit
189	124	30.85	4.0194	87.4665	60.32	1127 Vasileiou, Nikolaos
190	137	34.12	4.0152	87.3749	60.26	158 Nakling, Hilde
191	125	31.18	4.0090	87.2387	60.16	33 Du Plooy, Eurika Susara
192	127	31.95	3.9750	86.4984	59.65	222 Keskivali, Tiia
193	137	34.62	3.9573	86.1130	59.39	1253 O'Donovan, Sean
194	133	33.73	3.9431	85.8046	59.18	766 Weber, Didier
195	134	34.04	3.9365	85.6625	59.08	880 Keehart, Deborah
196	137	34.84	3.9323	85.5692	59.01	104 Chan, Mario
197	138	35.13	3.9283	85.4823	58.95	322 Holzapfel, Thomas Christia
198	141	35.90	3.9276	85.4673	58.94	19 Jansen Van Vuuren, Abraham Carel
199	139	35.40	3.9266	85.4450	58.93	1112 Turkova, Eva
200	98	25.02	3.9169	85.2342	58.78	518 Guimaraes Ferreira, Mauro Thompson
201	129	33.16	3.8902	84.6546	58.38	88 Johansen, Olaf Nikolai
202	115	29.65	3.8786	84.4012	58.21	487 Misanovic, Dragan
203	143	36.96	3.8690	84.1936	58.06	216 Du Toit, Cecilia
204	135	34.96	3.8616	84.0306	57.95	112 Cumming, David
205	136	35.35	3.8472	83.7191	57.74	597 Berntsen, Jostein Cavite
206	103	26.80	3.8433	83.6330	57.68	197 Honkaselka, Raine
207	112	29.20	3.8356	83.4662	57.56	232 Lento, Mika
208	118	30.89	3.8200	83.1265	57.33	102 Kjelvei, Olav Robert
209	136	35.72	3.8074	82.8519	57.14	150 Evesque, Michel
210	109	28.64	3.8059	82.8188	57.12	273 Van Noord, Ruud

STANDARD -- Overall Stage Results

IPSC World Shoot XVI

Printed October 10, 2011 at 22:39



Stage 5 --

	PTS	TIME	HIT FACTOR	STAGE POINTS	STAGE PERCENT	COMPETITOR # Name
211	108	28.38	3.8055	82.8107	57.11	1241 Stamenkvic, Zoran
212	140	36.89	3.7951	82.5838	56.95	765 Martin-Privat, Pierre
213	123	32.46	3.7893	82.4578	56.87	644 Dines, Phillip
214	133	35.25	3.7730	82.1047	56.62	101 Maidwell, Tara Louise
215	112	29.76	3.7634	81.8956	56.48	1118 Syrogiannis, Alexandros
216	140	37.45	3.7383	81.3489	56.10	1184 Efthimiou, Christos
217	134	35.99	3.7233	81.0211	55.88	632 Fitzgerald, John
218	133	35.79	3.7161	80.8659	55.77	828 Hansen, Gert Erling
219	87	23.45	3.7100	80.7331	55.68	533 Belarmino, Benjamin Jr
220	127	34.24	3.7091	80.7133	55.66	41 Costa, Luis
221	136	36.71	3.7047	80.6176	55.60	818 Donnelly, Vernon
222	104	28.08	3.7037	80.5956	55.58	76 Selven, Lars
223	136	36.76	3.6997	80.5079	55.52	1007 Burzec, Wieslaw
224	129	34.94	3.6920	80.3419	55.41	609 Roque, Mary Cristy
225	132	36.38	3.6284	78.9563	54.45	1003 Koput, Jurand
226	138	38.05	3.6268	78.9223	54.43	443 Gepperth, Friedrich
227	139	38.35	3.6245	78.8723	54.39	1235 Schuh, Sandra
228	122	33.68	3.6223	78.8248	54.36	42 Rebelo, Jose
229	137	37.92	3.6129	78.6190	54.22	35 Schmidt-Dumont, Jorn Peter
230	134	37.21	3.6012	78.3647	54.04	350 Noormets, Andy
231	120	33.44	3.5885	78.0891	53.85	497 Santos Honorato, Jose
232	113	31.51	3.5862	78.0379	53.82	13 Zaworski, Radoslaw
233	136	37.97	3.5818	77.9424	53.75	251 Cheng, Tat Nang
234	132	37.17	3.5513	77.2781	53.30	1189 Kalfas, Haralambos
235	119	33.65	3.5364	76.9551	53.07	277 Roopram, Kris
236	105	29.82	3.5211	76.6226	52.84	1048 Lim, Julian
237	131	37.24	3.5177	76.5485	52.79	1094 Zarubova, Marketa
238	121	34.46	3.5113	76.4091	52.70	1191 Kardoulis, Spyridon
239	141	40.19	3.5083	76.3443	52.65	354 Jose Vaghi, Antonio
240	108	30.86	3.4997	76.1558	52.52	962 Sanford, Ralph
241	129	36.88	3.4978	76.1157	52.49	655 Fischer, Reinaldo
242	135	38.65	3.4929	76.0080	52.42	1279 Muhlbacher, Hubert
243	137	39.52	3.4666	75.4360	52.02	403 Mohr, Uwe
244	123	35.52	3.4628	75.3542	51.97	525 Liongos, Christos
245	116	33.75	3.4370	74.7927	51.58	447 Lazaridi, Igor
246	118	34.34	3.4362	74.7751	51.57	287 Heyliger, Claudieus
247	133	38.95	3.4146	74.3052	51.24	1257 Ballesteros, Antonio Oribe
248	137	40.61	3.3736	73.4113	50.63	842 Alexiou, Ioannis
249	129	38.29	3.3690	73.3128	50.56	15 Gromov, Andrej
250	136	40.46	3.3613	73.1456	50.45	98 Adam, Robert
251	123	36.85	3.3379	72.6345	50.09	1212 Skoumpouris, Antonios
252	139	41.72	3.3317	72.5013	50.00	404 Pawlowsky, Maik

STANDARD -- Overall Stage Results

IPSC World Shoot XVI

Printed October 10, 2011 at 22:39



Stage 5 --

	PTS	TIME	HIT FACTOR	STAGE POINTS	STAGE PERCENT	COMPETITOR # Name
253	129	38.72	3.3316	72.4986	50.00	636 Dawson, Peter
254	121	36.51	3.3142	72.1189	49.74	218 Shawe, Karen
255	117	35.31	3.3135	72.1047	49.73	1262 Kakavoulas, Ioannis
256	120	36.26	3.3094	72.0160	49.67	749 Dumont, Jose
257	136	41.11	3.3082	71.9891	49.65	1155 Chrysafidis, Dimitrios
258	135	40.82	3.3072	71.9674	49.63	53 Keaney, Janis Mather
259	138	41.77	3.3038	71.8935	49.58	142 Selven, Lasse Strand
260	125	38.00	3.2895	71.5816	49.37	105 Thompson, David
261	132	40.13	3.2893	71.5781	49.36	554 Silva Pereira, Nelson Jose
262	139	42.27	3.2884	71.5579	49.35	1214 Spatoulas, Vasileios
263	106	32.45	3.2666	71.0831	49.02	430 Fernandez, Enrique
264	131	40.47	3.2370	70.4390	48.58	329 Burkhart, Rita
265	137	42.52	3.2220	70.1137	48.35	457 Mihtiev, Krasimir
266	124	38.50	3.2208	70.0868	48.34	979 Clark, Paul
267	133	41.35	3.2164	69.9925	48.27	100 Redford, Melvyn
268	136	42.45	3.2038	69.7167	48.08	541 Francisco, Raymundo
269	102	31.91	3.1965	69.5582	47.97	536 Bastian, Reynante
270	127	39.99	3.1758	69.1079	47.66	909 Garaev, Albert
271	88	27.72	3.1746	69.0820	47.64	113 Mant, Patrick
272	129	40.91	3.1533	68.6176	47.32	421 Wallroth, Marion
273	138	43.94	3.1406	68.3430	47.13	32 O'donovan, Sebella
274	136	43.64	3.1164	67.8156	46.77	122 Tessem, Terje
275	111	36.00	3.0833	67.0959	46.27	617 Sabakova, Petra
276	128	41.66	3.0725	66.8599	46.11	89 Bratushkins, Arturs
277	101	33.36	3.0276	65.8826	45.44	1065 Gudenja, Valeria
278	107	35.38	3.0243	65.8114	45.39	1199 Leontaridis, Pavlos
279	99	33.14	2.9873	65.0067	44.83	292 Buono, Mauricio
280	138	46.51	2.9671	64.5666	44.53	328 Burkhart, Helmut
281	141	47.75	2.9529	64.2571	44.32	370 Rogmann, Juergen
282	98	33.36	2.9376	63.9257	44.09	1105 Roumeliotakis, Nikolaos
283	131	45.01	2.9105	63.3341	43.68	919 Aigner, Edeltraud
284	123	42.51	2.8934	62.9636	43.42	1159 Karalakis, Emmanouil
285	125	43.33	2.8848	62.7764	43.29	476 Grilli, Cassio
286	100	34.88	2.8670	62.3877	43.03	569 Mercader, Azurphanipal
287	135	47.46	2.8445	61.8987	42.69	1245 Stettensch, Rainer
288	134	47.44	2.8246	61.4661	42.39	1129 Zafiridis, Sotirios
289	129	45.86	2.8129	61.2112	42.21	1167 Giannakos, Konstantinos
290	142	50.82	2.7942	60.8036	41.93	1231 Evangelinos, Dino
291	135	48.40	2.7893	60.6965	41.86	379 Dose, Klaus-Peter
292	100	36.02	2.7762	60.4132	41.66	1236 Kieninger, Stephanie
293	113	40.71	2.7757	60.4022	41.66	475 Trofimov, Nikolai
294	133	48.47	2.7440	59.7109	41.18	129 Weber, Nick

STANDARD -- Overall Stage Results

IPSC World Shoot XVI

Printed October 10, 2011 at 22:39




Stage 5 --

	PTS	TIME	HIT FACTOR	STAGE POINTS	STAGE PERCENT	COMPETITOR # Name
295	139	51.68	2.6896	58.5285	40.36	484 Figoli, Edmundo Jose
296	118	43.97	2.6836	58.3984	40.27	577 Borro, Hilario
297	88	32.91	2.6740	58.1875	40.13	103 Redford, Martin
298	124	46.87	2.6456	57.5708	39.70	172 Takkumaki, Taisto
299	134	50.66	2.6451	57.5592	39.70	553 Teixeira, Nilton Pita
300	103	38.95	2.6444	57.5447	39.69	588 Ongpauco, Ramon
301	139	53.29	2.6084	56.7603	39.15	439 Rieber, Albert
302	108	42.99	2.5122	54.6678	37.70	891 Baldwin, Alastair
303	142	60.87	2.3328	50.7645	35.01	957 Price, Stephen
304	97	42.32	2.2921	49.8771	34.40	79 Goncalves, Jose
305	111	48.72	2.2783	49.5782	34.19	249 Quinn, Paddy
306	117	52.54	2.2269	48.4586	33.42	458 Kostadinov, Svetoslav
307	111	49.94	2.2227	48.3671	33.36	1166 Fitatzis, Dimitrios
308	83	38.01	2.1836	47.5177	32.77	604 Kornaros, Nikolaos
309	115	53.53	2.1483	46.7494	32.24	480 Lima E Silva, Denise Maria
310	83	38.72	2.1436	46.6464	32.17	876 Erickson, Rick
311	106	50.25	2.1095	45.9034	31.66	1163 Zaharopoulos, Myron
312	136	66.63	2.0411	44.4165	30.63	1161 Fragouli, Maria
313	108	53.30	2.0263	44.0932	30.41	659 Hatzipanagiotis, Peter
314	78	39.05	1.9974	43.4659	29.98	1215 Stavrianakis, Vasileios
315	38	24.28	1.5651	34.0573	23.49	394 Mangarov, Dimitar
316	58	45.54	1.2736	27.7147	19.11	1120 Tsiavos, Themistoklis
317	63	56.93	1.1066	24.0810	16.61	1196 Kelesis, Christos
318	87	90.20	0.9645	20.9888	14.48	1150 Adamakopoulos, Theodoros
319	0	0.00	0.0000	0.0000	0.00	1132 Iordanidis, Stavros
320	0	0.00	0.0000	0.0000	0.00	1213 Soumalevris, Konstantinos
321	0	0.00	0.0000	0.0000	0.00	1247 Terstis, Markos
322	0	0.00	0.0000	0.0000	0.00	1102 Poutoglidis, Georgios
323	0	11.01	0.0000	0.0000	0.00	681 Silvera, Tullio
324	0	0.00	0.0000	0.0000	0.00	1281 Gospodin, Zhelev
325	0	54.51	0.0000	0.0000	0.00	1227 Pavlidis, Polyvios
326	0	0.00	0.0000	0.0000	0.00	1221 Psaroudakis, Emmanouil
327	0	0.00	0.0000	0.0000	0.00	1248 Tzimas, Dimitrios
328	0	0.00	0.0000	0.0000	0.00	1223 Topouzis, Konstantinos

PRODUCTION -- Overall Stage Results

IPSC World Shoot XVI

Printed October 10, 2011 at 22:39



Stage 5 --

	PTS	TIME	HIT FACTOR	STAGE POINTS	STAGE PERCENT	COMPETITOR # Name
1	139	21.45	6.4802	145.0000	100.00	57 Fedor, Marian
2	133	20.66	6.4376	144.0462	99.34	520 Lejano, Juefro Emil
3	139	22.42	6.1998	138.7266	95.67	734 Zuccolo, Giovanni
4	139	22.47	6.1860	138.4179	95.46	965 ZAPLETAL, MIROSLAV
5	143	23.44	6.1007	136.5083	94.14	874 Drolet, Jean Philippe
6	137	22.72	6.0299	134.9251	93.05	992 Stoeger, Ben
7	135	22.40	6.0268	134.8548	93.00	716 BUTICCHI, EDOARDO ROBERTO
8	141	23.50	6.0000	134.2554	92.59	985 Vogel, Robert
9	127	21.23	5.9821	133.8549	92.31	90 Steiner, Aldar
10	135	23.02	5.8645	131.2227	90.50	417 De Cobos, Eduardo
11	133	22.69	5.8616	131.1589	90.45	1011 Hobdell, Angus
12	133	22.84	5.8231	130.2975	89.86	991 Mink, Matthew
13	131	22.74	5.7608	128.9025	88.90	179 Nousiainen, Lauri
14	135	23.44	5.7594	128.8714	88.88	746 Guichard, Louis
15	141	24.57	5.7387	128.4087	88.56	772 Momcilovic, Ljubisa
16	133	23.26	5.7180	127.9447	88.24	139 Skaarer, Even
17	123	21.61	5.6918	127.3594	87.83	1026 Vinduska, Vaclav
18	143	25.14	5.6881	127.2774	87.78	418 Ibanez, Gorka
19	141	24.82	5.6809	127.1153	87.67	6 Rutkauskas, Saulius
20	137	24.21	5.6588	126.6212	87.32	448 Vericio De Oliveira, Allison
21	135	24.28	5.5601	124.4130	85.80	719 Brocanelli, Paolo
22	127	22.91	5.5434	124.0393	85.54	28 Prieto, Marcelo German
23	118	21.29	5.5425	124.0186	85.53	1146 Franjo, Nadj
24	141	25.46	5.5381	123.9199	85.46	59 HRNCIARIK, ANDREJ
25	137	24.75	5.5354	123.8585	85.42	374 Schmidt, Tino
26	137	24.78	5.5287	123.7086	85.32	178 KAUNISTO, VESA
27	127	22.99	5.5241	123.6076	85.25	69 Palka, Jan
28	127	22.99	5.5241	123.6076	85.25	799 Gyllenberg, Rasmus
29	125	22.89	5.4609	122.1925	84.27	366 Gino, Leonardo Jr
30	133	24.37	5.4575	122.1171	84.22	857 ONSHIN, NIKOLAY
31	139	25.50	5.4510	121.9706	84.12	71 Czocher, Mikulas
32	133	24.60	5.4065	120.9754	83.43	180 Manni, Matti
33	139	25.77	5.3939	120.6927	83.24	86 Janjusevic, Milorad
34	135	25.20	5.3571	119.8709	82.67	50 Quindi Vallerga, Gaston
35	139	26.12	5.3216	119.0754	82.12	557 Alejandro, Bernardo Mari V
36	143	27.00	5.2963	118.5094	81.73	821 GUSHCHINA, MARIA
37	125	23.65	5.2854	118.2659	81.56	256 Tangpojthavipol, Voravudh
38	129	24.52	5.2610	117.7199	81.19	722 Gruzmanov, Konstantin
39	125	23.76	5.2609	117.7183	81.19	68 Penov, Anton
40	139	26.61	5.2236	116.8828	80.61	1103 Ragias, Konstantinos
41	125	23.93	5.2236	116.8821	80.61	707 Del Rosario, Giulio
42	129	24.73	5.2163	116.7202	80.50	339 Hvalec, Maksimiljan

PRODUCTION -- Overall Stage Results

IPSC World Shoot XVI

Printed October 10, 2011 at 22:39



Stage 5 --

	PTS	TIME	HIT FACTOR	STAGE POINTS	STAGE PERCENT	COMPETITOR # Name
43	139	26.67	5.2118	116.6198	80.43	549 Ishihara, Luis Henrique
44	133	25.52	5.2116	116.6142	80.42	513 Binder, Thomas
45	141	27.13	5.1972	116.2920	80.20	720 Petrovic, Davor
46	135	25.98	5.1963	116.2720	80.19	412 Kostadinov, Plamen
47	131	25.27	5.1840	115.9969	80.00	306 Brezovnik, Slavko
48	137	26.44	5.1815	115.9417	79.96	433 Josi, Oliver
49	135	26.11	5.1704	115.6931	79.79	524 Maric, Hrvoje
50	131	25.41	5.1555	115.3578	79.56	325 Ekstedt, Stefan
51	119	23.16	5.1382	114.9712	79.29	31 Alba, Gabriel Fernand
52	129	25.12	5.1354	114.9081	79.25	295 De Abreu, Yhonny
53	123	24.01	5.1229	114.6287	79.05	523 Ragozin, Alexey
54	131	25.64	5.1092	114.3230	78.84	445 Hubli, Pascal
55	133	26.04	5.1075	114.2855	78.82	809 Mondaca, Gabriel
56	106	20.77	5.1035	114.1957	78.76	947 Strader, Phil
57	137	26.92	5.0892	113.8744	78.53	754 Moreira, Galo
58	133	26.15	5.0860	113.8048	78.49	91 TOIBIS, DOTAN
59	135	26.60	5.0752	113.5619	78.32	1046 Stryc, Michael
60	125	24.69	5.0628	113.2842	78.13	419 Perez, Jose Vicente
61	135	26.68	5.0600	113.2214	78.08	803 Donot, Marc
62	137	27.08	5.0591	113.2016	78.07	832 Jensen, Christian D
63	141	27.90	5.0538	113.0825	77.99	80 Loock, Paul
64	133	26.33	5.0513	113.0268	77.95	598 Silva Brum, Vagner Carlos
65	129	25.54	5.0509	113.0184	77.94	1280 Flores, Juan Paulo
66	112	22.27	5.0292	112.5326	77.61	1001 Garcia, Frank
67	133	26.53	5.0132	112.1747	77.36	341 Humar, Martin
68	123	24.54	5.0122	112.1530	77.35	1062 Dimaculangan, Lee
69	123	24.58	5.0041	111.9705	77.22	8 Grincenko, Vitalijus
70	129	25.79	5.0019	111.9229	77.19	335 Kummer, Steven
71	123	24.68	4.9838	111.5168	76.91	844 PICHUGIN, ALEXEY
72	129	25.92	4.9769	111.3615	76.80	968 Smith, James
73	121	24.39	4.9610	111.0079	76.56	56 Nagy, Ernest
74	123	24.86	4.9477	110.7094	76.35	3 Kazanskis, Marius
75	135	27.34	4.9378	110.4882	76.20	760 Veziat, Pierre
76	125	25.38	4.9251	110.2044	76.00	95 Dudukal, Viktor
77	129	26.23	4.9180	110.0454	75.89	217 Du Toit, Daniel
78	117	23.79	4.9180	110.0454	75.89	422 Petkova, Kristina
79	133	27.07	4.9132	109.9370	75.82	969 Tautiev, Zaur
80	137	27.89	4.9122	109.9139	75.80	573 Anglo, Wilfredo
81	131	26.68	4.9100	109.8667	75.77	567 Heller, Peter
82	133	27.09	4.9096	109.8558	75.76	795 Romer, Jack
83	141	28.82	4.8924	109.4727	75.50	428 Darias, Buenaventura
84	129	26.39	4.8882	109.3782	75.43	183 Kakkonen, Pekka

PRODUCTION -- Overall Stage Results

IPSC World Shoot XVI

Printed October 10, 2011 at 22:39



Stage 5 --

	PTS	TIME	HIT FACTOR	STAGE POINTS	STAGE PERCENT	COMPETITOR # Name
85	129	26.42	4.8827	109.2540	75.35	1275 Karpenko, Valerii
86	135	27.67	4.8789	109.1704	75.29	819 Danilovich, Pavel
87	131	26.89	4.8717	109.0087	75.18	260 Van Der Lende, Frank
88	121	24.88	4.8633	108.8217	75.05	745 Daguanel, Laetitia
89	125	25.71	4.8619	108.7899	75.03	1238 Kwiecien, Stanislaw
90	135	27.78	4.8596	108.7382	74.99	233 Spevak, Stanislav
91	129	26.56	4.8569	108.6781	74.95	58 VYSNY, MARIAN
92	143	29.55	4.8393	108.2827	74.68	780 Larsen, Soren
93	129	26.66	4.8387	108.2705	74.67	721 Vukojevic, Dejan
94	118	24.42	4.8321	108.1227	74.57	790 Borges, Bruno
95	123	25.46	4.8311	108.1004	74.55	291 Rasmussen, Per-Ola
96	137	28.36	4.8307	108.0923	74.55	907 NIKOLAEVA, SVETLANA
97	131	27.12	4.8304	108.0842	74.54	169 Engan, Jon Arne
98	133	27.55	4.8276	108.0216	74.50	613 Iacomini, Stefano
99	127	26.34	4.8216	107.8868	74.40	357 Lentz, Arne
100	137	28.48	4.8104	107.6369	74.23	841 Vujovic, Nikola
101	129	26.83	4.8081	107.5845	74.20	368 Tayag, Diomari Ivan
102	139	29.00	4.7931	107.2500	73.97	29 Bektemirov, Rinat
103	125	26.19	4.7728	106.7960	73.65	81 Jacobs, Jaco Kotze
104	131	27.45	4.7723	106.7848	73.64	723 MOSOLKOV, DMITRY
105	133	27.94	4.7602	106.5138	73.46	958 Ross, Jamieson
106	129	27.15	4.7514	106.3164	73.32	301 Ulapathorn, Pornpong
107	135	28.43	4.7485	106.2521	73.28	246 Svedberg, Peter
108	133	28.04	4.7432	106.1339	73.20	807 Servodio, Francesco
109	119	25.12	4.7373	106.0005	73.10	1072 Reilly, Chad
110	125	26.42	4.7313	105.8663	73.01	1147 Benazic, Zoran
111	131	27.70	4.7292	105.8210	72.98	822 Gushchin, Mikhail
112	120	25.46	4.7133	105.4638	72.73	859 Kryuchin, Nikita
113	127	27.01	4.7020	105.2106	72.56	678 Yamaguchi, Yukio
114	141	30.04	4.6937	105.0267	72.43	715 Riillo, Mario
115	116	24.73	4.6907	104.9577	72.38	302 Chomrit, Chalernpol
116	129	27.58	4.6773	104.6588	72.18	356 Haben, Joerg
117	139	29.86	4.6551	104.1611	71.84	1137 Koutantos, Emmanouil
118	118	25.39	4.6475	103.9920	71.72	239 Reggeti, Andres
119	123	26.49	4.6433	103.8971	71.65	315 Verhulst, Hans
120	131	28.27	4.6339	103.6874	71.51	932 Milburn, Clint
121	119	25.69	4.6322	103.6486	71.48	411 Hristov, Rosen
122	129	27.85	4.6320	103.6442	71.48	121 Venditti, Daniele
123	131	28.29	4.6306	103.6141	71.46	937 King, Nick
124	119	25.73	4.6250	103.4874	71.37	159 Kvarsnes, Hans Petter
125	133	28.76	4.6245	103.4769	71.36	1051 Goloski - Golob, Julie
126	135	29.20	4.6233	103.4502	71.34	813 Stangvik, Kent

PRODUCTION -- Overall Stage Results

IPSC World Shoot XVI

Printed October 10, 2011 at 22:39



Stage 5 --

	PTS	TIME	HIT FACTOR	STAGE POINTS	STAGE PERCENT	COMPETITOR # Name
127	133	28.77	4.6229	103.4409	71.34	4 Zdzitowiecki, Andrzej
128	116	25.16	4.6105	103.1639	71.15	833 Hagemann, Lars Bjarne
129	129	28.02	4.6039	103.0154	71.05	420 Van Essen, Olaf
130	123	26.76	4.5964	102.8489	70.93	351 Tochilin, Pavel
131	141	30.71	4.5913	102.7353	70.85	836 Kisilev, Kirill
132	123	26.88	4.5759	102.3897	70.61	334 Kummer, Patrick
133	139	30.43	4.5679	102.2100	70.49	885 Barinova, Mira
134	141	30.89	4.5646	102.1367	70.44	488 Efimov, Evgeny
135	137	30.04	4.5606	102.0472	70.38	912 Kurbatskikh, Vasilij
136	127	27.90	4.5520	101.8545	70.24	747 Baculard, Patrick
137	127	27.99	4.5373	101.5269	70.02	16 Rozhkov, Artem
138	139	30.65	4.5351	101.4763	69.98	892 Chernenko, Anastasia
139	133	29.52	4.5054	100.8128	69.53	1121 Tsimekas, Athanasios
140	125	27.76	4.5029	100.7560	69.49	757 Sagon, Aurelien
141	124	27.68	4.4798	100.2389	69.13	860 Kryuchin, Konstantin
142	125	27.91	4.4787	100.2145	69.11	888 TITOV, VLADIMIR
143	127	28.36	4.4781	100.2024	69.11	535 Tamayo, Grace
144	135	30.15	4.4776	100.1906	69.10	181 Kervinen, Ilkka
145	139	31.05	4.4767	100.1691	69.08	727 Toia, Adalberto
146	133	29.71	4.4766	100.1681	69.08	346 Koch, Robert
147	131	29.27	4.4756	100.1450	69.07	1266 Sladin, Damir
148	139	31.11	4.4680	99.9759	68.95	1111 Giancane, Giovanni
149	133	29.78	4.4661	99.9327	68.92	889 Markov, Alexander
150	125	28.04	4.4579	99.7499	68.79	126 Hos, Ivan
151	122	27.38	4.4558	99.7027	68.76	867 Potapenko, Evgeny
152	123	27.64	4.4501	99.5744	68.67	643 Jankovic, Nebojsa
153	127	28.58	4.4437	99.4310	68.57	1128 Dafnomilis, Polydoros
154	125	28.27	4.4216	98.9384	68.23	294 Brodski, Dmitri
155	129	29.19	4.4193	98.8863	68.20	296 Johannesson, Stefan
156	119	26.96	4.4139	98.7660	68.11	307 Petrac, Robert
157	121	27.43	4.4112	98.7052	68.07	781 De Sanctis, Maurizio Raffae
158	131	29.76	4.4019	98.4961	67.93	753 Moncada, Flavio
159	129	29.31	4.4012	98.4814	67.92	184 Toikkanen, Janne
160	133	30.25	4.3967	98.3800	67.85	43 Karosas, Linas
161	123	28.01	4.3913	98.2590	67.76	708 Piccioni, Mario
162	135	30.75	4.3902	98.2357	67.75	899 RUDOV, ALEXANDER
163	119	27.11	4.3895	98.2196	67.74	21 Hattingh, Diederik
164	127	29.13	4.3598	97.5537	67.28	427 Burkhalter, Christine
165	135	30.97	4.3591	97.5378	67.27	66 Sabaka, Miroslav
166	131	30.06	4.3580	97.5131	67.25	7 Kutra, Vaidotas
167	135	31.05	4.3478	97.2865	67.09	1267 Kondruch, Anatoliy
168	110	25.40	4.3307	96.9035	66.83	78 Steiner, Yoram

PRODUCTION -- Overall Stage Results

IPSC World Shoot XVI

Printed October 10, 2011 at 22:39



Stage 5 --

	PTS	TIME	HIT FACTOR	STAGE POINTS	STAGE PERCENT	COMPETITOR # Name
169	125	28.95	4.3178	96.6144	66.63	1133 Kalonikidis, Aristidis
170	120	27.81	4.3150	96.5519	66.59	1098 Gambrell, Jeff
171	125	29.04	4.3044	96.3150	66.42	544 Gasic, Andrea
172	123	28.60	4.3007	96.2320	66.37	709 Avoledo, Manuele
173	129	30.03	4.2957	96.1202	66.29	107 Montgomery, Peter
174	121	28.19	4.2923	96.0441	66.24	1082 Cadamuro, Denis
175	116	27.08	4.2836	95.8495	66.10	49 Avinceta, Edgardo Ramon
176	116	27.10	4.2804	95.7788	66.05	438 Papzien, Siegbert
177	112	26.24	4.2683	95.5069	65.87	611 Sy, Anthony
178	137	32.14	4.2626	95.3795	65.78	710 Norero, Maurizio
179	139	32.65	4.2573	95.2603	65.70	298 Ekstrand, Fredrik
180	129	30.35	4.2504	95.1068	65.59	106 Smyth, Samuel Paul
181	137	32.26	4.2467	95.0247	65.53	386 Wiegand, Max
182	112	26.38	4.2456	95.0000	65.52	1021 Sedy, Roman
183	114	26.99	4.2238	94.5110	65.18	970 Fedorchuk, Oleksandr
184	114	27.01	4.2207	94.4410	65.13	1073 Reiter, Gerald
185	133	31.54	4.2169	94.3562	65.07	1131 Iliopoulos, Georgios
186	131	31.07	4.2163	94.3432	65.06	1106 Samaritakis, Emmanouil
187	131	31.10	4.2122	94.2522	65.00	944 Buhayenka, Aliaksandr
188	121	28.89	4.1883	93.7170	64.63	82 Betts, Alan
189	123	29.37	4.1879	93.7091	64.63	248 Karlsson, Peter
190	137	32.72	4.1870	93.6888	64.61	759 Merchica, Philippe
191	137	32.79	4.1781	93.4888	64.48	815 Plateus, Raymond
192	123	29.44	4.1780	93.4863	64.47	868 Khomenko, Viacheslav
193	118	28.26	4.1755	93.4309	64.44	1053 Dunivin, Sara
194	137	32.82	4.1743	93.4034	64.42	509 Pesek, Damijan
195	135	32.35	4.1731	93.3770	64.40	878 Papadhopulli, Nikolin
196	123	29.50	4.1695	93.2961	64.34	787 Vanreusel, Philippe
197	112	26.87	4.1682	93.2676	64.32	967 Shevchenko, Sergii
198	125	30.03	4.1625	93.1398	64.23	531 Salomao Neto, Pedro
199	109	26.22	4.1571	93.0196	64.15	319 Dzuho, Elvir
200	123	29.67	4.1456	92.7616	63.97	755 Sajot, Roberto
201	131	31.81	4.1182	92.1485	63.55	1154 Hamlatzis, Alexandros
202	129	31.52	4.0926	91.5765	63.16	30 Savarino, Juan Pablo
203	131	32.01	4.0925	91.5727	63.15	975 Milyukov, Alexander
204	129	31.54	4.0900	91.5184	63.12	641 Hagiantoniou, Stavros
205	135	33.05	4.0847	91.3993	63.03	884 Miasnikov, Andrei
206	120	29.39	4.0830	91.3613	63.01	729 Rutigliano, Nicola
207	114	28.01	4.0700	91.0693	62.81	570 Torrevillas, Daniel
208	117	28.76	4.0682	91.0285	62.78	972 Braginsky, Igor
209	129	31.75	4.0630	90.9131	62.70	157 Lutcherath, Oystein
210	141	34.71	4.0622	90.8960	62.69	840 Radovic, Zarko

PRODUCTION -- Overall Stage Results

IPSC World Shoot XVI

Printed October 10, 2011 at 22:39



Stage 5 --

	PTS	TIME	HIT FACTOR	STAGE POINTS	STAGE PERCENT	COMPETITOR # Name
211	137	33.77	4.0569	90.7758	62.60	352 Klimushev, Vladimir
212	131	32.34	4.0507	90.6383	62.51	127 Dunkley, Robert
213	119	29.49	4.0353	90.2927	62.27	462 Michel, Walter
214	110	27.33	4.0249	90.0603	62.11	67 Makuka, Lubomir
215	133	33.27	3.9976	89.4498	61.69	971 Mecwel, Przemyslaw
216	118	29.70	3.9731	88.9009	61.31	538 Jorge, Ma Inez
217	135	33.98	3.9729	88.8978	61.31	362 Reinecke, Alfred
218	114	28.75	3.9652	88.7253	61.19	633 Olsen, Kai Rino
219	137	34.57	3.9630	88.6751	61.16	1190 Karapidakis, Marinos
220	129	32.64	3.9522	88.4342	60.99	582 Cua, Rodolfo Jr
221	135	34.31	3.9347	88.0427	60.72	162 Vetrov, Mikhail
222	129	32.79	3.9341	88.0296	60.71	201 Lindblad, Bjorn Terje
223	120	30.56	3.9267	87.8635	60.60	1271 Galo, Lara
224	131	33.43	3.9186	87.6830	60.47	478 Fonseca Da Matta, Carlos Eduardo
225	131	33.53	3.9069	87.4215	60.29	514 Fricker, Claudia
226	127	32.59	3.8969	87.1967	60.14	242 Dokter, Gerrit
227	131	33.66	3.8919	87.0839	60.06	777 Schon, Marianne
228	127	32.71	3.8826	86.8768	59.92	631 Giannella, Patrizia
229	125	32.29	3.8712	86.6209	59.74	837 Elkin, Alexander
230	133	34.44	3.8618	86.4110	59.59	455 Dimitrov, Milen
231	107	27.72	3.8600	86.3716	59.57	1115 Ziebart, Friedrich
232	126	32.75	3.8473	86.0874	59.37	257 Sudhinaraset, Khanet
233	119	31.10	3.8264	85.6184	59.05	843 Martin, Eric
234	133	34.78	3.8240	85.5663	59.01	483 Stavrakidis, Konstantinos
235	120	31.40	3.8217	85.5130	58.97	1145 Gvozdanovic, Dubravko
236	123	32.21	3.8187	85.4466	58.93	1259 Van Hof, Patrick
237	114	30.05	3.7937	84.8869	58.54	293 Messulam, Daniel
238	127	33.54	3.7865	84.7269	58.43	956 Price, Jon
239	129	34.14	3.7786	84.5487	58.31	882 Brozovski, Dmitry
240	111	29.38	3.7781	84.5379	58.30	814 Klikovac, Dragan
241	111	29.52	3.7602	84.1370	58.03	1122 Heropoulos, Stefanos
242	119	31.71	3.7528	83.9714	57.91	1169 Politakis, Lazaros
243	125	33.38	3.7448	83.7923	57.79	1061 Leatham, Kippi
244	121	32.34	3.7415	83.7193	57.74	474 Peterson, Urmaz
245	133	35.62	3.7339	83.5484	57.62	761 Viaud, Jean-Michel
246	127	34.20	3.7135	83.0918	57.30	436 Kalme, Artur
247	127	34.23	3.7102	83.0190	57.25	758 Gassama, Gabriel
248	123	33.25	3.6992	82.7740	57.09	561 Cabuling, Ronello
249	133	36.01	3.6934	82.6436	57.00	110 Guest, Graham
250	137	37.15	3.6878	82.5168	56.91	856 SHUSHPANOVA, ELIZAVETA
251	125	33.93	3.6841	82.4341	56.85	904 Nemykin, Mikhail
252	127	34.53	3.6780	82.2977	56.76	963 Sarantis, Paul

PRODUCTION -- Overall Stage Results

IPSC World Shoot XVI

Printed October 10, 2011 at 22:39



Stage 5 --

	PTS	TIME	HIT FACTOR	STAGE POINTS	STAGE PERCENT	COMPETITOR # Name
253	141	38.68	3.6453	81.5667	56.25	108 Spence, Martyn
254	133	36.59	3.6349	81.3335	56.09	855 Kaurov, Oleg
255	116	31.97	3.6284	81.1888	55.99	858 Bykova, Elena
256	131	36.13	3.6258	81.1304	55.95	1270 Rudenko, Alexey
257	135	37.25	3.6242	81.0939	55.93	344 Kelterbaum, Reinhard
258	116	32.02	3.6227	81.0620	55.90	502 Stettin, Andreas
259	109	30.09	3.6225	81.0559	55.90	875 Engh, Rob
260	111	30.72	3.6133	80.8504	55.76	353 Klimushev, Gustav
261	118	32.85	3.5921	80.3761	55.43	1119 Tzallas, Georgios
262	125	35.01	3.5704	79.8911	55.10	654 Lourenco Gomesfilho, Roberto
263	91	25.71	3.5395	79.1990	54.62	756 Lavergne, Mathieu
264	137	38.88	3.5237	78.8451	54.38	1277 Kolobov, Aleksey
265	123	34.94	3.5203	78.7703	54.32	137 Tonnessen, Erik
266	112	31.90	3.5110	78.5611	54.18	686 Torgashov, Pavel
267	98	27.93	3.5088	78.5119	54.15	456 Markov, Metodi
268	127	36.20	3.5083	78.5011	54.14	377 Terving, Armin
269	141	40.29	3.4996	78.3073	54.01	629 Samoniuk, Aleksandr
270	137	39.19	3.4958	78.2214	53.95	17 Hopper, Robert Michael
271	123	35.35	3.4795	77.8567	53.69	663 Perim, Rodrigo
272	117	33.66	3.4759	77.7772	53.64	479 Tarcizio Dos Reis, Celio
273	139	40.01	3.4741	77.7368	53.61	847 Berdnikov, Sergey
274	120	34.56	3.4722	77.6941	53.58	177 Broman, Ville
275	141	40.67	3.4669	77.5757	53.50	705 Vlasyev, Dmitry
276	135	39.22	3.4421	77.0206	53.12	155 Nilsen, Bengt
277	129	37.49	3.4409	76.9936	53.10	1272 Denishchuk, Andrei
278	131	38.18	3.4311	76.7743	52.95	60 Diaz Diaz, Juan Jose
279	112	32.71	3.4240	76.6157	52.84	773 Subasic, Snezana
280	133	38.85	3.4234	76.6022	52.83	473 Budarny, Anton
281	129	37.86	3.4073	76.2412	52.58	236 Venmore, James Earl
282	110	32.31	3.4045	76.1792	52.54	226 Kotziadimos, Thomas
283	133	39.16	3.3963	75.9958	52.41	1059 Reese, Maggie
284	123	36.33	3.3856	75.7566	52.25	774 Deyneko, Dmitry
285	127	37.70	3.3687	75.3777	51.98	1274 Oskirko, Sergei
286	120	35.88	3.3445	74.8358	51.61	316 Steiger, Thomas
287	112	33.72	3.3215	74.3209	51.26	662 Von Gerhardt, Brendan
288	135	40.71	3.3161	74.2016	51.17	149 Mortveit, John Gaute
289	131	39.51	3.3156	74.1899	51.17	861 ERMOLAEV, EVGENY
290	123	37.18	3.3082	74.0246	51.05	207 Rundgren, Eddie
291	133	40.26	3.3035	73.9194	50.98	512 Takayanagui, Kazuo
292	108	32.72	3.3007	73.8569	50.94	182 Maunula, Hannu
293	129	39.17	3.2933	73.6914	50.82	1204 Nikolouzos, Spyridon
294	139	42.25	3.2899	73.6154	50.77	165 Jolma-Stensland, Roy Agir

PRODUCTION -- Overall Stage Results

IPSC World Shoot XVI

Printed October 10, 2011 at 22:39




Stage 5 --

	PTS	TIME	HIT FACTOR	STAGE POINTS	STAGE PERCENT	COMPETITOR # Name
295	131	39.89	3.2840	73.4831	50.68	854 CHEREPOV, ALEXEY
296	114	34.78	3.2777	73.3425	50.58	280 Burchuladze, Nikolai
297	116	35.50	3.2676	73.1156	50.42	1165 Tasigiorgos, Panagiotis
298	110	33.68	3.2660	73.0804	50.40	901 KARCHEV, OLEG
299	129	39.50	3.2658	73.0757	50.40	640 Hagiantoniou, Savvas
300	127	39.10	3.2481	72.6788	50.12	1256 Rafael Salvador, Ines
301	127	39.19	3.2406	72.5118	50.01	1099 Lee, Nelson
302	131	40.50	3.2346	72.3764	49.91	823 Myshelov, Sergey
303	113	35.20	3.2102	71.8317	49.54	99 Chamberlain, Ian
304	116	36.31	3.1947	71.4846	49.30	1276 Nagirnyak, Yuriy
305	133	41.84	3.1788	71.1280	49.05	1181 Glavopoulos, Christos
306	133	41.87	3.1765	71.0770	49.02	381 Holloway, Joe
307	121	38.15	3.1717	70.9694	48.94	1232 Salamon, Timea
308	114	36.24	3.1457	70.3878	48.54	1149 SAVKOVIC, JELENA
309	127	40.50	3.1358	70.1664	48.39	928 Lomax, Larry
310	127	40.55	3.1319	70.0799	48.33	493 Oliveira Farias, Jean Ransley
311	139	44.54	3.1208	69.8305	48.16	73 Flugstad, Lars Christian
312	114	36.71	3.1054	69.4866	47.92	507 Oliveira Ribas, Heraldo Sergio
313	127	41.06	3.0930	69.2094	47.73	1124 Sulga, Marius
314	120	38.83	3.0904	69.1503	47.69	1244 Terzic, Milan
315	135	43.70	3.0892	69.1246	47.67	820 Kulishov, Andrey
316	127	41.25	3.0788	68.8906	47.51	472 Ditzler, Roger
317	108	35.12	3.0752	68.8097	47.45	97 Molland, Frode
318	78	25.41	3.0697	68.6863	47.37	863 RUDOV, SERGEY
319	133	43.43	3.0624	68.5239	47.26	852 Tasset, Andre
320	81	26.48	3.0589	68.4459	47.20	318 Ceric, Suad
321	139	45.47	3.0570	68.4022	47.17	153 Larsen, Gjermund
322	96	31.67	3.0313	67.8272	46.78	1086 Panagopoulos, Stavros
323	117	38.81	3.0147	67.4563	46.52	499 Lobo Rodrigues, Jahir
324	89	29.69	2.9976	67.0749	46.26	437 Teever, Jevgeni
325	115	38.45	2.9909	66.9240	46.15	881 VASILYEVA, VERA
326	112	37.51	2.9859	66.8115	46.08	870 Gaisin, Ruslan
327	124	42.07	2.9475	65.9523	45.48	84 Storhaug, Leif Inge
328	101	34.42	2.9343	65.6585	45.28	312 Schouwink, Peter
329	129	44.03	2.9298	65.5574	45.21	1206 Opsimos, Anestis
330	127	43.45	2.9229	65.4025	45.11	817 Radcliffe, Tony
331	115	39.51	2.9107	65.1285	44.92	262 Doubrovski, Leonid
332	135	46.41	2.9089	65.0883	44.89	628 Perfileva, Irina
333	101	35.22	2.8677	64.1671	44.25	869 Stepanov, Oleg
334	105	36.79	2.8540	63.8616	44.04	1249 Dragovic, Vojislav
335	87	30.60	2.8431	63.6178	43.87	1273 Fjodorov, Andrei
336	116	40.88	2.8376	63.4933	43.79	1100 Stobbe, Markus

PRODUCTION -- Overall Stage Results

IPSC World Shoot XVI

Printed October 10, 2011 at 22:39



Stage 5 --

	PTS	TIME	HIT FACTOR	STAGE POINTS	STAGE PERCENT	COMPETITOR # Name
337	114	40.32	2.8274	63.2652	43.63	204 Owe, Geir
338	111	39.70	2.7960	62.5623	43.15	845 Sinichnikov, Vladimir
339	116	41.64	2.7858	62.3344	42.99	199 Bjurstrom, Jan Petter
340	121	44.33	2.7295	61.0757	42.12	1183 Exarchos, Konstantinos
341	129	47.40	2.7215	60.8964	42.00	1269 Vapanen, Marja
342	106	39.56	2.6795	59.9556	41.35	824 Perfiliev, Oleg
343	100	38.02	2.6302	58.8530	40.59	960 Sahni, Simar
344	135	51.36	2.6285	58.8152	40.56	128 Dunkley, Denise
345	112	43.84	2.5547	57.1647	39.42	1192 Karoumbalis, George
346	139	54.43	2.5537	57.1422	39.41	1211 Skouvaklis, Alexandros
347	94	37.95	2.4769	55.4238	38.22	444 Meichtry, Markus
348	123	50.29	2.4458	54.7273	37.74	70 Kaczova, Miriam
349	131	53.87	2.4318	54.4133	37.53	114 West, Roye
350	90	37.16	2.4220	54.1935	37.37	1178 Psaroudakis, Kosmas
351	95	40.51	2.3451	52.4737	36.19	1142 Sakellaris, Fotios
352	85	36.55	2.3256	52.0370	35.89	205 Roos, Gunnar
353	119	51.29	2.3201	51.9152	35.80	1203 Behtsoudis, Apostolos
354	92	40.07	2.2960	51.3747	35.43	160 Andersen, Marius Wigen
355	113	49.42	2.2865	51.1630	35.28	228 Kaunisto, Esa
356	129	56.69	2.2755	50.9171	35.12	74 Askeland, Chris
357	76	33.45	2.2720	50.8391	35.06	440 Schwarz, Florian
358	107	47.49	2.2531	50.4153	34.77	1187 Ivantsos, Stefanos
359	89	39.56	2.2497	50.3401	34.72	299 Seeto, Roderick
360	92	42.68	2.1556	48.2330	33.26	1234 Al Shamsi, Rubayae
361	89	41.66	2.1363	47.8026	32.97	618 Filolias, Dimitrios
362	93	43.98	2.1146	47.3160	32.63	1216 Tsangaropoulos, Charalambos
363	127	62.26	2.0398	45.6431	31.48	945 Zieper, Warren
364	137	68.57	1.9980	44.7061	30.83	138 Eide, Nils Einar
365	68	34.86	1.9507	43.6478	30.10	161 Holst, Einar Johan
366	85	44.89	1.8935	42.3692	29.22	252 Lacle, Kenneth
367	69	40.52	1.7029	38.1031	26.28	973 Gushchyn, Borys
368	127	75.47	1.6828	37.6539	25.97	321 Benthien, Horst
369	82	49.34	1.6619	37.1874	25.65	1264 Tsangarakis, Antonios
370	66	44.20	1.4932	33.4120	23.04	953 Athanasopoulos, Labros
371	47	35.95	1.3074	29.2536	20.17	1138 Pardis, Nikolaos
372	85	71.20	1.1938	26.7128	18.42	914 Bryson, Cheryl
373	108	109.55	0.9859	22.0593	15.21	922 Collins, Jeff
374	83	89.28	0.9297	20.8020	14.35	1179 Voudiklari, Niki
375	37	39.99	0.9252	20.7029	14.28	75 Solheim Schei, Fredrik
376	39	54.30	0.7182	16.0711	11.08	1220 Chasogia, Efsthathia
377	73	138.95	0.5254	11.7556	8.11	676 Romcy, Waleska
378	0	102.45	0.0000	0.0000	0.00	466 Reich, Rolf

PRODUCTION -- Overall Stage Results

IPSC World Shoot XVI

Printed October 10, 2011 at 22:39




Stage 5 --

	PTS	TIME	HIT FACTOR	STAGE POINTS	STAGE PERCENT	COMPETITOR # Name
379	0	21.93	0.0000	0.0000	0.00	1242 Gibney, Jim
380	0	0.00	0.0000	0.0000	0.00	1222 Efentakis, Emmanouil
381	0	0.00	0.0000	0.0000	0.00	704 Plotnikov, Alexander

MODIFIED -- Overall Stage Results**IPSC World Shoot XVI**

Printed October 10, 2011 at 22:39

**Stage 5 --**

	PTS	TIME	HIT FACTOR	STAGE POINTS	STAGE PERCENT	COMPETITOR # Name
1	138	19.72	6.9980	145.0000	100.00	449 Oliveira Ribas, Augusto Sergio
2	144	21.60	6.6667	138.1353	95.27	1050 Voigt, Michael
3	137	20.57	6.6602	138.0010	95.17	532 Morales, Jerome Jovanne
4	140	21.24	6.5913	136.5744	94.19	805 Helan, Vit
5	140	21.66	6.4635	133.9262	92.36	717 Vezzoli, Roberto
6	137	21.31	6.4289	133.2088	91.87	1036 Vidanes, Jojo
7	138	21.50	6.4186	132.9953	91.72	592 Dela Cruz, Lazaro Jr
8	133	21.17	6.2825	130.1747	89.78	1030 Henes, Zdenek
9	136	21.80	6.2385	129.2642	89.15	1035 Stedman, Roy
10	138	22.24	6.2050	128.5701	88.67	879 Leatham, Rob
11	139	22.53	6.1696	127.8349	88.16	522 Uygongco, Nelson
12	136	22.29	6.1014	126.4226	87.19	492 Coelho Martins, Ildeu Heller
13	142	23.32	6.0892	126.1699	87.01	1033 Horinek, Milos
14	133	21.86	6.0842	126.0658	86.94	731 Patria, Giorgio
15	135	22.59	5.9761	123.8264	85.40	718 Cerrato, Davide
16	137	23.12	5.9256	122.7803	84.68	452 Papa, Enrico
17	138	23.29	5.9253	122.7737	84.67	376 Tagliamonte, Raffaele
18	130	22.07	5.8903	122.0497	84.17	429 Garcia, Antonio
19	133	22.80	5.8333	120.8684	83.36	465 Meier, Dominic
20	144	24.80	5.8065	120.3114	82.97	463 Ebert, Rene
21	139	24.04	5.7820	119.8053	82.62	471 Arendt, Benjamin
22	133	23.22	5.7278	118.6821	81.85	464 Flass, Juergen
23	131	23.03	5.6882	117.8618	81.28	340 Dvojmoc, Ludwig
24	135	23.96	5.6344	116.7462	80.51	724 Volpe, Oronzo
25	141	25.46	5.5381	114.7510	79.14	173 Kykkanen, Harri
26	131	23.79	5.5065	114.0966	78.69	372 Schaefer, Markus
27	134	24.82	5.3989	111.8662	77.15	529 Silveira Boaventura, Leandro
28	138	25.71	5.3676	111.2174	76.70	1049 Dueck, Barry
29	114	21.51	5.2999	109.8147	75.73	451 Panganiban, Christopher
30	136	25.70	5.2918	109.6482	75.62	552 Figueiredo Cortes, Moacyrcaldonazi
31	119	22.52	5.2842	109.4900	75.51	690 La Bruna, Bruno
32	135	25.56	5.2817	109.4382	75.47	712 Sideri, Corrado
33	141	26.83	5.2553	108.8916	75.10	1268 Aalto, Jari
34	132	25.20	5.2381	108.5349	74.85	336 Lange, Bernd
35	131	26.66	4.9137	101.8139	70.22	599 Mura, Gavino
36	140	29.18	4.7978	99.4119	68.56	281 Shavit, Yoav
37	106	22.70	4.6696	96.7555	66.73	672 Taramelli, Nicolas
38	141	30.56	4.6139	95.6008	65.93	147 Perrone, Antonio
39	120	26.07	4.6030	95.3753	65.78	785 Mottet, Andreas
40	134	29.20	4.5890	95.0863	65.58	701 Garcia, Felicito
41	135	30.23	4.4658	92.5319	63.82	1055 Silva Medeiros, Jose Luiz
42	134	30.30	4.4224	91.6343	63.20	176 Anttila, Janne

MODIFIED -- Overall Stage Results

IPSC World Shoot XVI

Printed October 10, 2011 at 22:39



Stage 5 --

	PTS	TIME	HIT FACTOR	STAGE POINTS	STAGE PERCENT	COMPETITOR # Name
43	136	30.84	4.4099	91.3735	63.02	1089 Vorilas, Spyridon
44	121	28.37	4.2651	88.3735	60.95	359 Mariack-Kraft, Lisa
45	119	28.22	4.2169	87.3747	60.26	1090 Tsiskakis, Manolis
46	142	34.14	4.1593	86.1828	59.44	825 Faure, Thierry
47	138	33.33	4.1404	85.7906	59.17	1092 Stylianakis, Konstantinos
48	120	29.11	4.1223	85.4151	58.91	1093 Babouris, Nektarios
49	119	29.28	4.0642	84.2116	58.08	788 Fernandes, Henrique
50	126	34.48	3.6543	75.7180	52.22	426 Bonaldo, Massimo
51	116	31.89	3.6375	75.3701	51.98	450 Costa Junior, Abrahao Felipe
52	136	38.09	3.5705	73.9816	51.02	175 Kivi, Matti
53	138	42.26	3.2655	67.6621	46.66	1091 Zafiridis, Michail
54	84	36.05	2.3301	48.2803	33.30	1218 Tsiolakis, Konstantinos
55	99	58.11	1.7037	35.3004	24.35	490 Melo Gervasio, Helen
56	38	38.52	0.9865	20.4406	14.10	1140 Rigas, Efstathios
57	33	33.98	0.9712	20.1227	13.88	687 Papadopoulos, Vasileios

REVOLVER (STANDARD) -- Overall Stage Results

IPSC World Shoot XVI

Printed October 10, 2011 at 22:39



Stage 5 --

	PTS	TIME	HIT FACTOR	STAGE POINTS	STAGE PERCENT	COMPETITOR # Name
1	138	29.49	4.6796	145.0000	100.00	990 Miculek, Jerry
2	137	29.85	4.5896	142.2132	98.08	1230 Lopez, Ricardo
3	142	32.88	4.3187	133.8197	92.29	981 Walsh, Clifford
4	139	32.40	4.2901	132.9332	91.68	562 Chua, Phillipp
5	131	30.58	4.2838	132.7387	91.54	993 Griffin, Matthew
6	137	32.26	4.2467	131.5891	90.75	530 Azevedo, Moacir
7	141	34.52	4.0846	126.5645	87.29	1034 Nemecek, Zdenek
8	138	34.06	4.0517	125.5446	86.58	682 Ricciardi, Luca
9	137	35.26	3.8854	120.3932	83.03	361 Rauer, Dietmar
10	141	36.62	3.8504	119.3066	82.28	410 Knaus, Guenther
11	134	35.39	3.7864	117.3243	80.91	123 Eilertsen, Ole
12	121	31.97	3.7848	117.2753	80.88	320 Back, Sascha
13	132	34.93	3.7790	117.0952	80.76	467 Itani, Marwan
14	135	35.87	3.7636	116.6181	80.43	700 Sartor, Marco
15	136	36.51	3.7250	115.4226	79.60	332 Exner, Thomas
16	140	37.73	3.7106	114.9754	79.29	1016 Kolar, Milan
17	140	37.74	3.7096	114.9449	79.27	290 Bergfeldt, Per
18	136	36.83	3.6926	114.4197	78.91	978 Ladic, Tibor
19	124	33.77	3.6719	113.7769	78.47	988 Kirchweger, Hermann
20	138	38.38	3.5956	111.4135	76.84	630 Zambonin, Claudio
21	122	34.21	3.5662	110.5021	76.21	364 Schneider, Markus
22	129	36.88	3.4978	108.3833	74.75	494 Carvalho Marques Da Silva, Joao Rafael
23	142	40.74	3.4855	108.0018	74.48	470 Sio, Hubert
24	140	40.63	3.4457	106.7689	73.63	744 Tranquilli, Valter
25	143	41.74	3.4260	106.1567	73.21	994 Sweeney, Patrick
26	132	39.07	3.3786	104.6873	72.20	698 Della Savia, Alain Marco
27	140	42.45	3.2980	102.1913	70.48	574 Arambulo, Raul
28	124	37.70	3.2891	101.9164	70.29	338 Lindfors, Anders
29	137	42.11	3.2534	100.8089	69.52	323 Rimmele, Marcus
30	118	37.79	3.1225	96.7540	66.73	600 Andriani, Giovanni
31	134	46.13	2.9048	90.0088	62.08	289 Singsomboon, Tavesak
32	118	40.74	2.8964	89.7480	61.90	548 Garcia Rosado, Joao
33	125	43.28	2.8882	89.4925	61.72	151 Hella, John
34	117	42.08	2.7804	86.1537	59.42	1136 Kontopoulos, Ioannis
35	124	45.76	2.7098	83.9652	57.91	550 Nilsson, Ola
36	100	39.78	2.5138	77.8931	53.72	619 Rosas Torres, Rogerio
37	138	57.93	2.3822	73.8141	50.91	1135 Kontis, Georgios
38	90	41.47	2.1702	67.2469	46.38	675 Montoro, Wanderley
39	121	58.37	2.0730	64.2332	44.30	1134 Karagiannakis, Iosif
40	99	48.01	2.0621	63.8950	44.07	1164 Kriebardis, Anastasios
41	124	63.79	1.9439	60.2328	41.54	1188 Kathareios, Christos
42	135	94.48	1.4289	44.2749	30.53	1198 Labroulis, Konstantinos

REVOLVER (STANDARD) -- Overall Stage Results

IPSC World Shoot XVI

Printed October 10, 2011 at 22:39



Stage 5 --

PTS	TIME	HIT FACTOR	STAGE POINTS	STAGE PERCENT	COMPETITOR # Name	
43	82	63.95	1.2823	39.7317	27.40	667 Barbosa, Silvio Humberto

OPEN -- Overall Stage Results

IPSC World Shoot XVI

Printed October 10, 2011 at 22:39



Stage 6 --

	PTS	TIME	HIT FACTOR	STAGE POINTS	STAGE PERCENT	COMPETITOR # Name
1	59	5.73	10.2967	60.0000	100.00	651 Mcintosh, Brodie
2	58	5.79	10.0173	58.3718	97.29	982 Eusibio, Kamille
3	58	5.83	9.9485	57.9713	96.62	735 GRAUFFEL, ERIC
4	60	6.09	9.8522	57.4100	95.68	1054 Jarrett, Todd
5	59	6.03	9.7844	57.0149	95.02	694 Borsari, Luca
6	57	5.90	9.6610	56.2959	93.83	1032 Coley, Shane
7	57	5.97	9.5477	55.6358	92.73	977 Michel, Max
8	59	6.30	9.3651	54.5714	90.95	984 Tilley, Chris
9	59	6.37	9.2622	53.9717	89.95	736 Obriot, Emile
10	56	6.06	9.2409	53.8480	89.75	1008 PIJACEK, PETR
11	59	6.42	9.1900	53.5514	89.25	649 Kotsoglo, Kalan
12	58	6.35	9.1339	53.2241	88.71	943 Szackas, Alex
13	59	6.62	8.9124	51.9335	86.56	185 Peltokoski, Raine
14	55	6.20	8.8710	51.6922	86.15	652 Soldini, David
15	58	6.73	8.6181	50.2189	83.70	873 Auger, Michael
16	56	6.50	8.6154	50.2029	83.67	946 SEBO, ROBIN
17	58	6.76	8.5799	49.9960	83.33	1020 Thompson, Ben
18	58	6.80	8.5294	49.7019	82.84	348 Kroener, Matthias
19	58	6.80	8.5294	49.7019	82.84	519 Hinojales, Stephen John
20	59	6.93	8.5137	49.6104	82.68	267 Kirsch, Saul
21	55	6.49	8.4746	49.3824	82.30	1123 Havlicek, Miroslav
22	57	6.74	8.4570	49.2798	82.13	1010 Ilarina, Alvin
23	58	6.88	8.4302	49.1240	81.87	168 Haugli, Steinar
24	56	6.67	8.3958	48.9233	81.54	383 Espilez, Ivan
25	56	6.71	8.3458	48.6317	81.05	691 Ascioti, Giuseppe
26	57	6.83	8.3455	48.6304	81.05	194 Niemela, Juha
27	56	6.73	8.3210	48.4872	80.81	1081 Drummond, William
28	53	6.46	8.2043	47.8076	79.68	974 Racaza, J J
29	59	7.21	8.1831	47.6838	79.47	1057 Tyrakis, Ioannis
30	57	6.97	8.1779	47.6536	79.42	851 Lauwers, Marc
31	60	7.36	8.1522	47.5037	79.17	742 Mazzara, Davide
32	58	7.16	8.1006	47.2029	78.67	145 Menachem, Hemi
33	53	6.57	8.0670	47.0072	78.35	739 Yang, Christopher
34	59	7.33	8.0491	46.9031	78.17	1110 Kavouklis, Nikolaos
35	55	6.87	8.0058	46.6509	77.75	393 Thurner, Helmut
36	57	7.12	8.0056	46.6497	77.75	997 Francisco, Megan
37	59	7.44	7.9301	46.2097	77.02	186 Runtti, Petri
38	58	7.32	7.9235	46.1712	76.95	998 Kamenicek, Miroslav
39	58	7.34	7.9019	46.0453	76.74	388 Winkler, Oliver
40	58	7.35	7.8912	45.9827	76.64	829 Pedersen, Frants Bo
41	56	7.10	7.8873	45.9604	76.60	528 Oliveira Cariello, Horacio
42	56	7.13	7.8541	45.7670	76.28	1076 Kraushofer, Roland

OPEN -- Overall Stage Results**IPSC World Shoot XVI**

Printed October 10, 2011 at 22:39

**Stage 6 --**

	PTS	TIME	HIT FACTOR	STAGE POINTS	STAGE PERCENT	COMPETITOR # Name
43	56	7.14	7.8431	45.7029	76.17	385 Weuster, Frank
44	58	7.45	7.7852	45.3655	75.61	125 Sandas, Frank
45	58	7.46	7.7748	45.3047	75.51	730 Todaro, Giuseppe
46	59	7.59	7.7734	45.2964	75.49	266 Keppel, John
47	57	7.36	7.7446	45.1285	75.21	1060 Harrison, Jessica
48	60	7.75	7.7419	45.1132	75.19	284 Srijinta-Anggul, Wat
49	53	6.88	7.7035	44.8891	74.82	1068 Brister, Johnny
50	52	6.76	7.6923	44.8240	74.71	85 Blum, Nicolas
51	55	7.17	7.6709	44.6990	74.50	1044 Kneringer, Mario
52	53	6.91	7.6700	44.6943	74.49	382 Ballesteros, Jorge
53	57	7.47	7.6305	44.4640	74.11	501 Lucena Ferreira, Jose Josias
54	55	7.21	7.6283	44.4510	74.08	244 Murdock, Lesgar
55	59	7.74	7.6227	44.4186	74.03	454 Kwan, Billy
56	53	6.96	7.6149	44.3732	73.96	508 Arthur, Rhys
57	58	7.63	7.6016	44.2953	73.83	37 Dadamia, Goolam
58	55	7.24	7.5967	44.2668	73.78	638 Graham, Gareth
59	57	7.52	7.5798	44.1683	73.61	798 Schieck, Peter
60	51	6.74	7.5668	44.0924	73.49	498 Mangudadatu, Suharto Al Wali
61	59	7.81	7.5544	44.0205	73.37	961 Samchek, Alan
62	57	7.55	7.5497	43.9928	73.32	622 Blowers, Linda
63	56	7.42	7.5472	43.9783	73.30	263 Drummen, Maurice
64	56	7.43	7.5370	43.9191	73.20	639 Hagiantoniou, Paul
65	55	7.34	7.4932	43.6637	72.77	358 Loch, Marijan
66	51	6.82	7.4780	43.5752	72.63	1019 Townley, Rob
67	52	6.96	7.4713	43.5359	72.56	48 Rigueira, Jorge Omar
68	56	7.50	7.4667	43.5092	72.52	949 Lee, Athena
69	53	7.11	7.4543	43.4370	72.40	500 Stevenson Carvalho, Joao Carlos
70	55	7.38	7.4526	43.4270	72.38	610 Santos, Rald Abel
71	57	7.67	7.4316	43.3045	72.17	446 Schneider, Patrik
72	53	7.14	7.4230	43.2545	72.09	938 Koch, Frank
73	57	7.71	7.3930	43.0799	71.80	1074 Weber, Guenther
74	57	7.72	7.3834	43.0241	71.71	1028 Manning, Blake
75	58	7.87	7.3698	42.9445	71.57	278 Roorda, Richard
76	57	7.76	7.3454	42.8023	71.34	650 Mcconachie, David
77	54	7.36	7.3370	42.7533	71.26	571 Tuan, Keo Dale
78	57	7.78	7.3265	42.6923	71.15	331 Eidenschink, Bernhard
79	50	6.83	7.3206	42.6583	71.10	250 Sonthiniwat, Peerapong
80	56	7.65	7.3203	42.6560	71.09	713 Ravizzini, Paolo Andrea
81	57	7.80	7.3077	42.5828	70.97	212 Osman, Mohamed Ziad
82	52	7.13	7.2931	42.4979	70.83	568 Heller, Joshua
83	57	7.83	7.2797	42.4196	70.70	959 Runions, Ivan
84	57	7.84	7.2704	42.3655	70.61	804 Neel, Nicholas

OPEN -- Overall Stage Results

IPSC World Shoot XVI

Printed October 10, 2011 at 22:39



Stage 6 --

	PTS	TIME	HIT FACTOR	STAGE POINTS	STAGE PERCENT	COMPETITOR # Name
85	54	7.43	7.2678	42.3505	70.58	1071 Neel, Lee
86	55	7.57	7.2655	42.3371	70.56	1126 Bonomi, Cristian
87	54	7.45	7.2483	42.2368	70.39	751 Zanardi, Enzo
88	57	7.91	7.2061	41.9906	69.98	948 Baraoidan, Norberto
89	60	8.35	7.1856	41.8715	69.79	1078 Francisco, Ronald
90	56	7.80	7.1795	41.8357	69.73	931 Markessinis, Nikita
91	53	7.40	7.1622	41.7348	69.56	556 Agustin, Kenneth Ray
92	54	7.55	7.1523	41.6774	69.46	1107 Kalogerakis, George
93	58	8.11	7.1517	41.6736	69.46	189 Partanen, Simo
94	55	7.71	7.1336	41.5683	69.28	835 Nordberg, Johan
95	55	7.71	7.1336	41.5683	69.28	1000 Kamenicek, Martin
96	58	8.15	7.1166	41.4691	69.12	738 Obriot, Thierry
97	57	8.02	7.1072	41.4147	69.02	1144 Bortot, Roberto
98	55	7.76	7.0876	41.3005	68.83	596 Wallin, Joakim
99	57	8.09	7.0457	41.0563	68.43	397 Gonzalez, Javier
100	55	7.81	7.0423	41.0360	68.39	342 Henking, Mathias
101	57	8.11	7.0284	40.9551	68.26	579 Cheesman, Enrique
102	52	7.40	7.0270	40.9473	68.25	581 Cu, Sonny
103	59	8.44	6.9905	40.7346	67.89	1252 Chalkiopoulos, Kostas
104	58	8.30	6.9880	40.7196	67.87	647 Edwards, Phillip
105	56	8.02	6.9825	40.6881	67.81	387 Wilda, Christian
106	58	8.31	6.9795	40.6706	67.78	311 Ballesteros, Juan Carlos
107	56	8.04	6.9652	40.5869	67.64	208 Sparby, Frank
108	56	8.04	6.9652	40.5869	67.64	1066 Smith, Brian
109	57	8.19	6.9597	40.5550	67.59	1097 HUTTNER, ELI
110	58	8.34	6.9544	40.5243	67.54	623 Blowers, Karla
111	56	8.06	6.9479	40.4862	67.48	534 Lim, Edwin Peter
112	59	8.50	6.9412	40.4471	67.41	1012 Horejsi, Lenka
113	57	8.23	6.9259	40.3579	67.26	1029 Levanza-Rosales, Valerie
114	60	8.67	6.9204	40.3261	67.21	283 Skoog, Lars-Tony
115	59	8.53	6.9168	40.3048	67.17	1043 Steurer, Margit
116	53	7.67	6.9100	40.2656	67.11	951 Abad, Reynaldo
117	56	8.11	6.9051	40.2366	67.06	768 Balesi, Daniel
118	49	7.16	6.8436	39.8783	66.46	601 Martino, Massimo
119	54	7.91	6.8268	39.7806	66.30	200 Besana, Emanuele
120	53	7.79	6.8036	39.6454	66.08	327 Bettermann, Heribert
121	53	7.79	6.8036	39.6454	66.08	1202 Maragoudakis, Ioannis
122	53	7.79	6.8036	39.6454	66.08	1040 Arredondo, Ralph
123	57	8.38	6.8019	39.6355	66.06	130 Manson, Aaron P
124	57	8.38	6.8019	39.6355	66.06	1017 Benedetto, Edwin
125	60	8.83	6.7950	39.5954	65.99	47 Gigli, Fabricio
126	53	7.81	6.7862	39.5438	65.91	511 Gino, Edcel John

OPEN -- Overall Stage Results

IPSC World Shoot XVI

Printed October 10, 2011 at 22:39



Stage 6 --

	PTS	TIME	HIT FACTOR	STAGE POINTS	STAGE PERCENT	COMPETITOR # Name
127	59	8.70	6.7816	39.5172	65.86	275 Rodigas, Eduard
128	56	8.26	6.7797	39.5059	65.84	154 Dyro, Herman
129	58	8.58	6.7599	39.3908	65.65	614 Anderson, Natalie
130	57	8.45	6.7456	39.3072	65.51	740 Makarounas, Michail
131	56	8.31	6.7389	39.2682	65.45	586 Levanza, Catherine
132	51	7.57	6.7371	39.2580	65.43	269 Van Koolwijk, Jacky
133	56	8.35	6.7066	39.0801	65.13	680 Romani, Carlo
134	59	8.81	6.6969	39.0238	65.04	255 Saaiman, Jan Andries
135	53	7.92	6.6919	38.9946	64.99	714 Barbizzi, Daniele
136	58	8.67	6.6897	38.9819	64.97	566 Tarrade, Alain
137	60	8.97	6.6890	38.9774	64.96	642 Da Costa, Patrice
138	56	8.39	6.6746	38.8938	64.82	460 Schraner, Remo
139	54	8.10	6.6667	38.8475	64.75	504 Mangudatu, Datu Pax Ali
140	59	8.87	6.6516	38.7599	64.60	778 Hansen, Johan
141	56	8.44	6.6351	38.6633	64.44	389 Lindenmayer, Christian
142	58	8.75	6.6286	38.6255	64.38	485 Talaga, Ramil
143	54	8.15	6.6258	38.6091	64.35	900 KARCHEV, DANIL
144	58	8.80	6.5909	38.4060	64.01	118 Lee, Kyrre Magnus
145	52	7.89	6.5906	38.4043	64.01	333 Frindt, Norbert
146	52	7.89	6.5906	38.4043	64.01	551 Caplan De Araujo, Marcio Gabriel
147	59	8.96	6.5848	38.3705	63.95	171 Montgomery, Hanlie
148	58	8.82	6.5760	38.3189	63.86	214 Van Der Merwe, Kenneth
149	51	7.76	6.5722	38.2968	63.83	391 Schneider, Franz
150	56	8.54	6.5574	38.2106	63.68	282 Sirison, Sasavat
151	58	8.85	6.5537	38.1890	63.65	398 Ballesteros, Lorena
152	52	7.96	6.5327	38.0666	63.44	390 Nuernberg, Philipp
153	60	9.19	6.5288	38.0443	63.41	20 Schoeman, Daniel
154	55	8.43	6.5243	38.0180	63.36	794 Hirano, Tetsuya
155	55	8.45	6.5089	37.9280	63.21	1056 Fessas, Dimitrios
156	58	8.97	6.4660	37.6781	62.80	203 Christiansen, Anders
157	55	8.51	6.4630	37.6606	62.77	989 FUCHS, ANTON
158	57	8.82	6.4626	37.6582	62.76	61 Esposito, Antonio Hector
159	58	8.99	6.4516	37.5943	62.66	546 Gonzaga, Fernando
160	55	8.55	6.4327	37.4844	62.47	124 Johansen, Are
161	57	8.88	6.4189	37.4038	62.34	793 Botturi, Enri
162	54	8.43	6.4057	37.3267	62.21	543 Ladroma, Nolito
163	57	8.90	6.4045	37.3197	62.20	363 Remek, Claudia
164	51	7.98	6.3910	37.2410	62.07	941 Lalonde, Bruce
165	56	8.79	6.3709	37.1239	61.87	26 Minaglia, Daniel Horacio
166	58	9.11	6.3666	37.0991	61.83	930 Markessinis, Tommy
167	59	9.28	6.3578	37.0474	61.75	767 Altuna, Denis
168	58	9.13	6.3527	37.0178	61.70	140 Wiel, Elisabeth

OPEN -- Overall Stage Results

IPSC World Shoot XVI

Printed October 10, 2011 at 22:39



Stage 6 --

	PTS	TIME	HIT FACTOR	STAGE POINTS	STAGE PERCENT	COMPETITOR # Name
169	55	8.66	6.3510	37.0083	61.68	384 Metzner, Michael
170	56	8.82	6.3492	36.9976	61.66	187 Kadenius, Jyrki
171	57	8.98	6.3474	36.9873	61.65	1108 Drakakis, Panagiotis
172	58	9.15	6.3388	36.9369	61.56	392 Schulte, Andreas
173	58	9.16	6.3319	36.8966	61.49	679 Montesanto, Francesco Paolo
174	55	8.69	6.3291	36.8805	61.47	999 Miculek, Kay
175	58	9.21	6.2975	36.6963	61.16	1014 Yamaguchi, Hiroyoshi
176	56	8.90	6.2921	36.6650	61.11	801 Parise, Ettore
177	58	9.23	6.2839	36.6168	61.03	188 Alenius, Jesse
178	56	8.92	6.2780	36.5828	60.97	303 Johnson, Anthony
179	57	9.08	6.2775	36.5799	60.97	685 Quertinier, Stephane
180	57	9.09	6.2706	36.5397	60.90	133 Bishop, Brian
181	59	9.44	6.2500	36.4195	60.70	1172 Gerencser, Miklos
182	60	9.63	6.2305	36.3060	60.51	966 Silva, Jose
183	55	8.85	6.2147	36.2137	60.36	786 De Vos, Willy
184	56	9.04	6.1947	36.0972	60.16	1042 Kraushofer, Gabriele
185	53	8.56	6.1916	36.0791	60.13	575 Barcelona, Ronaldo
186	52	8.40	6.1905	36.0726	60.12	1109 Madaros, Konstantinos
187	54	8.73	6.1856	36.0440	60.07	808 Mondaca, Miguel
188	59	9.56	6.1715	35.9623	59.94	1113 Liberti, Giovanni Furio
189	55	8.96	6.1384	35.7691	59.62	215 Bouwer, Pieter
190	56	9.14	6.1269	35.7023	59.50	198 Solberg, Bjorn Richard
191	54	8.82	6.1224	35.6762	59.46	1027 Ramirez, Robert
192	56	9.17	6.1069	35.5855	59.31	131 Yeung, Danny Tai Chow
193	58	9.50	6.1053	35.5761	59.29	46 Latorre, Ariel Rodrigo
194	53	8.69	6.0990	35.5394	59.23	918 Saiti, Naim
195	58	9.51	6.0988	35.5387	59.23	45 Tripoli, Martin Horacio
196	59	9.70	6.0825	35.4433	59.07	132 Harris, John
197	57	9.40	6.0638	35.3347	58.89	692 Pusceddu, Daniele
198	55	9.08	6.0573	35.2964	58.83	174 Kreuzer, Kurt
199	56	9.26	6.0475	35.2396	58.73	560 Morales, Agustin
200	55	9.10	6.0440	35.2188	58.70	696 Rovey, Maurizio
201	59	9.77	6.0389	35.1894	58.65	408 Glas, Thomas
202	58	9.62	6.0291	35.1323	58.55	264 Faro, Rien
203	55	9.13	6.0241	35.1031	58.51	1041 Hasenkopf, Notburga
204	57	9.50	6.0000	34.9627	58.27	77 Dagan, Yael
205	57	9.52	5.9874	34.8893	58.15	515 Betschart, Bruno
206	55	9.20	5.9783	34.8360	58.06	620 Blackaller, David
207	52	8.70	5.9770	34.8288	58.05	779 Hansen, John Westgard
208	58	9.72	5.9671	34.7709	57.95	1153 Savidis, Ioannis
209	42	7.04	5.9659	34.7641	57.94	1143 Manzoni, Cristiano
210	50	8.39	5.9595	34.7266	57.88	152 Klov, Morten

OPEN -- Overall Stage Results**IPSC World Shoot XVI**

Printed October 10, 2011 at 22:39

**Stage 6 --**

	PTS	TIME	HIT FACTOR	STAGE POINTS	STAGE PERCENT	COMPETITOR # Name
211	55	9.23	5.9588	34.7228	57.87	1095 CANETTA, IRENE
212	54	9.07	5.9537	34.6929	57.82	360 Mueller, Kerstin
213	56	9.41	5.9511	34.6779	57.80	36 Montgomery, Hubert Thomas
214	56	9.42	5.9448	34.6410	57.74	44 Balbi, Martin Ernesto
215	58	9.78	5.9305	34.5576	57.60	648 Williams, Peter
216	54	9.12	5.9211	34.5027	57.50	741 Ricci, Niccolo'
217	58	9.81	5.9123	34.4519	57.42	646 Dwyer, Bernie
218	57	9.65	5.9067	34.4193	57.37	423 Haas, Peter
219	50	8.47	5.9032	34.3986	57.33	950 Lim, Johnny
220	54	9.15	5.9016	34.3896	57.32	272 Van Noord, Desiree
221	59	10.01	5.8941	34.3457	57.24	23 Larranaga Leone, Omar
222	57	9.68	5.8884	34.3126	57.19	853 Ronsse, Jurgen
223	60	10.23	5.8651	34.1767	56.96	995 Jones, Rebecca
224	59	10.15	5.8128	33.8719	56.45	555 Heller, Jessey
225	50	8.61	5.8072	33.8392	56.40	461 Angerer, Klaus
226	54	9.30	5.8065	33.8349	56.39	695 MASSA, STEFANO
227	53	9.13	5.8050	33.8266	56.38	940 Kovic, Josko
228	56	9.65	5.8031	33.8154	56.36	657 Motonari, Shinji
229	55	9.55	5.7592	33.5593	55.93	431 Riubrugent, Victor
230	57	9.93	5.7402	33.4487	55.75	1075 Volk, Franz
231	57	9.94	5.7344	33.4151	55.69	1039 Sustrova, Katerina
232	53	9.26	5.7235	33.3518	55.59	689 Perruccino, Patrizia
233	56	9.79	5.7201	33.3318	55.55	587 Navato, Janice
234	55	9.62	5.7173	33.3151	55.53	1254 Kartapanis, Ioannis
235	53	9.28	5.7112	33.2799	55.47	1162 Babouris, Vasileios
236	57	10.01	5.6943	33.1814	55.30	848 Polizois, Dimitrios
237	43	7.64	5.6283	32.7966	54.66	1265 Mangudadatu, Suharto
238	59	10.50	5.6190	32.7429	54.57	1052 Chung, Lily
239	55	9.83	5.5951	32.6034	54.34	270 Lambrechts, Johan
240	57	10.19	5.5937	32.5953	54.33	895 Delikostidis, Efrem
241	42	7.51	5.5925	32.5884	54.31	980 Sera, Martina
242	56	10.07	5.5611	32.4050	54.01	330 Ebenhoeh, Julia
243	56	10.10	5.5446	32.3088	53.85	893 Kakoyiannis, Efstathios
244	55	9.92	5.5444	32.3076	53.85	268 Kisters, Rob
245	53	9.57	5.5381	32.2714	53.79	1024 Puskas, Geza
246	57	10.31	5.5286	32.2159	53.69	51 Belletti, Carlo
247	53	9.60	5.5208	32.1706	53.62	144 Johansen, Roger
248	57	10.33	5.5179	32.1535	53.59	626 Graham, Gina
249	54	9.79	5.5158	32.1414	53.57	202 Haarberg, Stephen Alexand
250	50	9.07	5.5127	32.1230	53.54	1141 Savelidis, Haralambos
251	57	10.35	5.5072	32.0914	53.49	310 Ngan, Man Lai Emily
252	57	10.35	5.5072	32.0914	53.49	193 Partanen, Pekka

OPEN -- Overall Stage Results**IPSC World Shoot XVI**

Printed October 10, 2011 at 22:39

**Stage 6 --**

	PTS	TIME	HIT FACTOR	STAGE POINTS	STAGE PERCENT	COMPETITOR # Name
253	57	10.38	5.4913	31.9986	53.33	196 Kosola, Vesa
254	54	9.92	5.4435	31.7202	52.87	748 Desaugere, Jean-Francois
255	56	10.34	5.4159	31.5589	52.60	612 Tan, Mary Grace
256	59	10.93	5.3980	31.4547	52.42	656 Sameshima, Kazuki
257	57	10.57	5.3926	31.4234	52.37	425 Zanardi, Anna Maria
258	55	10.22	5.3816	31.3592	52.27	591 Panganiban, Carlos
259	54	10.04	5.3785	31.3411	52.24	94 Glik, Zvi
260	55	10.26	5.3606	31.2370	52.06	64 Zarzif, Nachum Jonatan
261	56	10.48	5.3435	31.1373	51.90	929 Mackay, Wade
262	57	10.71	5.3221	31.0127	51.69	1116 Clausen, Torsten
263	55	10.34	5.3191	30.9953	51.66	737 Gibert, Philippe
264	49	9.25	5.2973	30.8680	51.45	661 Vardanega, Paul
265	57	10.83	5.2632	30.6690	51.12	580 Coseteng, Evelyn Jean
266	55	10.46	5.2581	30.6397	51.07	191 Kotkatvuori, Jorma
267	56	10.67	5.2484	30.5828	50.97	635 Clark, Graeme
268	57	10.94	5.2102	30.3607	50.60	134 Skotte, Eddy
269	58	11.17	5.1925	30.2572	50.43	380 Kobler, Wolfgang
270	56	10.80	5.1852	30.2147	50.36	898 Bergele, Konstantina
271	53	10.26	5.1657	30.1011	50.17	897 Saxoni, Dimitra
272	52	10.07	5.1639	30.0904	50.15	72 Heldaas, Bjorn
273	56	10.88	5.1471	29.9925	49.99	621 Blowers, Alain
274	57	11.10	5.1351	29.9230	49.87	219 Van Den Berg, Ets
275	56	10.91	5.1329	29.9100	49.85	22 Gaspar, Abel
276	57	11.19	5.0938	29.6824	49.47	1038 Vidanes, Claudia
277	56	11.01	5.0863	29.6384	49.40	243 RAM, DAVID
278	53	10.49	5.0524	29.4411	49.07	324 Mangudadatu, Mariam
279	50	9.90	5.0505	29.4299	49.05	1067 Pelissier, Michael
280	56	11.17	5.0134	29.2138	48.69	93 SHAPIRA, TAL
281	57	11.37	5.0132	29.2125	48.69	309 Mak, Kam Sing
282	52	10.38	5.0096	29.1917	48.65	459 Spies, Axel
283	58	11.58	5.0086	29.1859	48.64	109 Cowen, David
284	59	11.80	5.0000	29.1356	48.56	300 Chantharatanachok, Nikorn
285	55	11.00	5.0000	29.1356	48.56	96 Monteiro, Emerico
286	58	11.62	4.9914	29.0854	48.48	925 Gould, Dianne
287	54	10.84	4.9815	29.0281	48.38	954 Pellicori, Stephen
288	54	10.88	4.9632	28.9214	48.20	933 Moore, Barry
289	54	10.90	4.9541	28.8683	48.11	1079 Ramirez, Ericka
290	57	11.57	4.9265	28.7075	47.85	1058 Clark, Debra
291	51	10.36	4.9228	28.6856	47.81	782 Bencivenni, Ivano
292	58	11.80	4.9153	28.6418	47.74	634 Carroll, Lex
293	50	10.21	4.8972	28.5363	47.56	54 Van Den Berg, Jan Fouche
294	52	10.63	4.8918	28.5052	47.51	1023 Korondan, Attila

OPEN -- Overall Stage Results**IPSC World Shoot XVI**

Printed October 10, 2011 at 22:39

**Stage 6 --**

	PTS	TIME	HIT FACTOR	STAGE POINTS	STAGE PERCENT	COMPETITOR # Name
295	36	7.37	4.8847	28.4635	47.44	481 Silva Oliveira, Demetrius
296	51	10.46	4.8757	28.4114	47.35	896 Fotopoulou, Marianna
297	57	11.70	4.8718	28.3885	47.31	670 Sabe, Jose Guilherme
298	58	11.95	4.8536	28.2823	47.14	407 Gallenbach, Heinz
299	60	12.39	4.8426	28.2185	47.03	584 Hizon, Miguelito
300	41	8.52	4.8122	28.0413	46.74	616 Desagneaux, Jean-Luc
301	58	12.07	4.8053	28.0011	46.67	913 Breslawski, Joseph
302	55	11.47	4.7951	27.9417	46.57	594 Delos Santos, Joey
303	52	10.89	4.7750	27.8246	46.37	192 Kajasranta-Alenius, Jaana
304	57	12.00	4.7500	27.6788	46.13	826 Hazan, Albert
305	40	8.44	4.7393	27.6167	46.03	608 Ramos, Angela Mariz
306	45	9.51	4.7319	27.5731	45.96	565 Mangudadatu, Datu Muhaimin
307	58	12.26	4.7308	27.5671	45.95	1031 Tanaka, Brian
308	52	11.00	4.7273	27.5464	45.91	400 Barros, Cristina
309	51	10.86	4.6961	27.3649	45.61	399 Fernandez, Pilar
310	43	9.24	4.6537	27.1175	45.20	365 Schrader, Heiko
311	54	11.62	4.6472	27.0796	45.13	1171 Rigrtrup, Jorgen
312	56	12.12	4.6205	26.9240	44.87	434 Belyshev, Sergei
313	56	12.19	4.5939	26.7694	44.62	540 Fontanilla, Bayani Jr
314	55	11.99	4.5872	26.7299	44.55	195 Ovaskainen, Pentti
315	56	12.23	4.5789	26.6818	44.47	792 Boccia, Maurizio
316	53	11.58	4.5769	26.6699	44.45	926 Gould, Jon
317	55	12.06	4.5605	26.5748	44.29	326 Baumgaertner, Agnes
318	59	12.97	4.5490	26.5073	44.18	916 Chang, Don
319	37	8.19	4.5177	26.3252	43.88	602 D'agostino, Marcello
320	56	12.44	4.5016	26.2314	43.72	936 Wolf, Michael
321	56	12.48	4.4872	26.1473	43.58	563 Mangudadatu, Rubbil
322	54	12.18	4.4335	25.8345	43.06	750 Fromajot, Philippe
323	39	8.96	4.3527	25.3636	42.27	240 Arthur, Justin
324	49	11.26	4.3517	25.3578	42.26	624 Carey, Mark
325	38	8.81	4.3133	25.1340	41.89	564 Mangudadatu, Datu Yassin
326	57	13.25	4.3019	25.0676	41.78	190 Suominen, Jukka
327	56	13.15	4.2586	24.8151	41.36	349 LENNERT, ADAM
328	60	14.14	4.2433	24.7261	41.21	163 Ally, Hishaam
329	60	14.36	4.1783	24.3473	40.58	234 Jacobs, Adnaan
330	59	14.25	4.1404	24.1263	40.21	435 Tsuzmarova, Jelena
331	51	12.32	4.1396	24.1220	40.20	1152 Mavilidi, Aggeliki
332	56	13.55	4.1328	24.0826	40.14	797 Fristrup, Klaus
333	37	9.12	4.0570	23.6407	39.40	213 Gogos, Alexandros
334	57	14.25	4.0000	23.3085	38.85	894 Meimaridis, George
335	56	14.38	3.8943	22.6925	37.82	1160 Orfanaki, Irene
336	53	13.68	3.8743	22.5758	37.63	111 Greenway, Steve

OPEN -- Overall Stage Results**IPSC World Shoot XVI**

Printed October 10, 2011 at 22:39


**Stage 6 --**

	PTS	TIME	HIT FACTOR	STAGE POINTS	STAGE PERCENT	COMPETITOR # Name
337	59	15.32	3.8512	22.4413	37.40	827 Bouchoucha, Marc
338	50	13.08	3.8226	22.2749	37.12	935 Li, Qing
339	57	15.20	3.7500	21.8517	36.42	1195 Kelesis, Dimitrios
340	55	14.89	3.6938	21.5239	35.87	645 Docwra, Ray
341	57	15.80	3.6076	21.0219	35.04	279 Sasabone, John
342	56	15.93	3.5154	20.4845	34.14	1237 Ullmann, Josef
343	38	10.81	3.5153	20.4839	34.14	371 Schaefer, Hans-Peter
344	44	12.62	3.4865	20.3164	33.86	952 Mchugh, Bernie
345	25	7.18	3.4819	20.2894	33.82	276 Rooijendijk, Lucien
346	42	12.28	3.4202	19.9299	33.22	39 Halpern, Shalom
347	54	16.13	3.3478	19.5080	32.51	583 Cuyong, Lydia Abigail
348	51	15.70	3.2484	18.9289	31.55	605 Christovasilis, Dimitrios
349	37	11.70	3.1624	18.4276	30.71	872 Hansen, Fred
350	39	12.44	3.1350	18.2683	30.45	942 Sousa, Fernando
351	51	16.80	3.0357	17.6895	29.48	259 Tang, Kam Tim
352	46	15.40	2.9870	17.4057	29.01	1084 Neonakis, Nikolaos
353	55	18.79	2.9271	17.0565	28.43	164 Biermann, Alexis
354	53	18.13	2.9233	17.0346	28.39	1168 Tsernat-Korboy, Dorothea
355	32	12.39	2.5827	15.0499	25.08	367 Falco De Souza, Daniel
356	55	21.86	2.5160	14.6611	24.44	1224 Haritos, Ioannis
357	54	21.62	2.4977	14.5543	24.26	771 Andersen, Tim
358	46	20.76	2.2158	12.9117	21.52	115 Sanders, Robert
359	53	24.67	2.1484	12.5187	20.86	345 Knapstein, Paul
360	18	9.93	1.8127	10.5628	17.60	2 Gastelumendi Schunk, Mario Sebastian
361	54	31.81	1.6976	9.8920	16.49	254 Keaney, Paul
362	0	0.00	0.0000	0.0000	0.00	25 Anastasiou, John
363	0	0.00	0.0000	0.0000	0.00	1209 Saouridou, Eleonora
364	0	0.00	0.0000	0.0000	0.00	1201 Mantzaridis, Christos

STANDARD -- Overall Stage Results

IPSC World Shoot XVI

Printed October 10, 2011 at 22:39



Stage 6 --

	PTS	TIME	HIT FACTOR	STAGE POINTS	STAGE PERCENT	COMPETITOR # Name
1	55	6.56	8.3841	60.0000	100.00	495 Maia Saldanha Junior, Jaime Roberto
2	59	7.18	8.2173	58.8058	98.01	996 Puente, Ted
3	58	7.19	8.0668	57.7287	96.21	850 Cifuentes, Edwin
4	59	7.46	7.9088	56.5986	94.33	1015 MIGUEZ, BLAKE
5	57	7.22	7.8947	56.4976	94.16	559 Martin, Wilfredo Jr
6	59	7.58	7.7836	55.7026	92.84	401 Jaime, Juan Carlos
7	59	7.74	7.6227	54.5511	90.92	983 ZNAMENACEK, PETR
8	58	7.61	7.6216	54.5426	90.90	986 Liehne, Zdenek
9	57	7.48	7.6203	54.5338	90.89	9 Baigorria, Jorge Orlando
10	59	7.86	7.5064	53.7183	89.53	297 Andersson, Robert
11	55	7.46	7.3727	52.7614	87.94	1002 Tomasie, Travis
12	55	7.53	7.3041	52.2709	87.12	10 Roitman, Patricio
13	54	7.45	7.2483	51.8716	86.45	955 Penner, Scott
14	59	8.25	7.1515	51.1788	85.30	816 Davoli, Fabio
15	55	7.70	7.1429	51.1169	85.19	288 Henriques, Orville
16	58	8.13	7.1341	51.0540	85.09	763 Poiret, Jerome
17	57	8.00	7.1250	50.9891	84.98	413 Koussev, Alexander
18	60	8.47	7.0838	50.6944	84.49	558 Dionisio, Jethro
19	58	8.20	7.0732	50.6182	84.36	770 Guillaume, Bertrand
20	53	7.53	7.0385	50.3702	83.95	1009 Bragg, Emanuel
21	55	7.84	7.0153	50.2041	83.67	743 Commisso, Emanuele
22	59	8.42	7.0071	50.1455	83.58	915 Burrell, Michael
23	58	8.32	6.9712	49.8881	83.15	1018 Butler, Taran
24	60	8.65	6.9364	49.6395	82.73	1045 Stranz, Juergen
25	52	7.62	6.8241	48.8361	81.39	658 Batki, Gyorgy
26	60	8.91	6.7340	48.1910	80.32	197 Honkaselka, Raine
27	54	8.06	6.6998	47.9459	79.91	923 Dame, Mike
28	58	8.69	6.6743	47.7640	79.61	313 Slim, Marcel
29	58	8.71	6.6590	47.6543	79.42	776 Ostling, Mikael
30	54	8.11	6.6584	47.6503	79.42	210 Engelbrecht, Hermanus
31	57	8.57	6.6511	47.5978	79.33	711 Forlani, Dario
32	50	7.52	6.6489	47.5822	79.30	726 Sklavis, Alexandros
33	60	9.03	6.6445	47.5506	79.25	681 Silvera, Tullio
34	57	8.59	6.6356	47.4869	79.14	725 D'alessandro, Mauro
35	58	8.78	6.6059	47.2744	78.79	211 Patzen, Heinrich
36	58	8.82	6.5760	47.0600	78.43	146 Kolia, Muhammed
37	60	9.13	6.5717	47.0298	78.38	1096 PESCE, FABRIZIO
38	56	8.53	6.5651	46.9820	78.30	518 Guimaraes Ferreira, Mauro Thompson
39	60	9.16	6.5502	46.8757	78.13	221 Kuisma, Mikko
40	53	8.10	6.5432	46.8256	78.04	752 Bettarini, Varo
41	58	8.91	6.5095	46.5846	77.64	229 Borgstrom, Stefan
42	59	9.08	6.4978	46.5006	77.50	1013 Podlesak, Roman

STANDARD -- Overall Stage Results

IPSC World Shoot XVI

Printed October 10, 2011 at 22:39



Stage 6 --

	PTS	TIME	HIT FACTOR	STAGE POINTS	STAGE PERCENT	COMPETITOR # Name
43	58	8.93	6.4950	46.4803	77.47	683 Santarcangelo, Adriano Ciro
44	58	8.97	6.4660	46.2730	77.12	526 Abdul Nibi, Henrique
45	58	9.10	6.3736	45.6120	76.02	89 Bratushkins, Arturs
46	57	8.95	6.3687	45.5768	75.96	92 Monastirsky, Evgeny
47	58	9.17	6.3250	45.2638	75.44	102 Kjelvei, Olav Robert
48	57	9.02	6.3193	45.2231	75.37	414 Ganan, Manuel
49	57	9.04	6.3053	45.1231	75.21	702 Comert, Ergun
50	60	9.53	6.2959	45.0558	75.09	688 Bergami, Davide
51	55	8.82	6.2358	44.6258	74.38	415 Cervera, Manuel
52	59	9.48	6.2236	44.5385	74.23	27 Gini, Sebastian Pedro
53	56	9.01	6.2153	44.4791	74.13	11 Pastor, Federico
54	54	8.69	6.2140	44.4699	74.12	1047 Sweeney, Matthew
55	55	8.88	6.1937	44.3243	73.87	1104 Roumeliotakis, Konstantinos
56	57	9.24	6.1688	44.1464	73.58	148 Syversen, Lars
57	56	9.14	6.1269	43.8464	73.08	877 Fisher, Randy
58	58	9.47	6.1246	43.8299	73.05	811 Madsen, Bo Stampe
59	58	9.53	6.0860	43.5539	72.59	764 Gerard, Joel
60	58	9.54	6.0797	43.5083	72.51	653 Woodhouse, Robert
61	56	9.25	6.0541	43.3250	72.21	416 Cases, Antonio
62	57	9.42	6.0510	43.3028	72.17	783 Kuveljic, Dusan
63	58	9.60	6.0417	43.2364	72.06	117 Ciesielski, Marcin
64	59	9.77	6.0389	43.2165	72.03	831 JENSEN, RALF K
65	53	8.79	6.0296	43.1499	71.92	424 Kuenzler, Oliver
66	56	9.30	6.0215	43.0921	71.82	775 Bettoni, Leonardo
67	56	9.30	6.0215	43.0921	71.82	1243 Sioda, Geno Wieslaw
68	55	9.14	6.0175	43.0635	71.77	1077 Post, Gottfried
69	59	9.91	5.9536	42.6060	71.01	684 Simula, Salvatore
70	58	9.75	5.9487	42.5712	70.95	728 Caroselli, Alberto
71	55	9.27	5.9331	42.4595	70.77	800 Djukovic, Marko
72	54	9.13	5.9146	42.3268	70.54	232 Lento, Mika
73	56	9.47	5.9134	42.3185	70.53	406 Schuetz, Michael
74	56	9.50	5.8947	42.1849	70.31	1064 Rogers, Randi
75	57	9.67	5.8945	42.1833	70.31	542 Gotamco, Jon Christopher
76	55	9.38	5.8635	41.9616	69.94	812 Di Prospero, Mauro
77	58	9.90	5.8586	41.9262	69.88	536 Bastian, Reynante
78	58	9.91	5.8527	41.8839	69.81	865 Saudemont, Tom
79	57	9.76	5.8402	41.7943	69.66	314 Van Uitert, John
80	52	8.91	5.8361	41.7655	69.61	693 Montera, Paolo
81	59	10.11	5.8358	41.7631	69.61	789 Correia, Paulo
82	56	9.63	5.8152	41.6154	69.36	245 Backstrom, Mats O
83	55	9.48	5.8017	41.5190	69.20	533 Belarmino, Benjamin Jr
84	57	9.85	5.7868	41.4125	69.02	769 Beaunier, Francois

STANDARD -- Overall Stage Results

IPSC World Shoot XVI

Printed October 10, 2011 at 22:39



Stage 6 --

	PTS	TIME	HIT FACTOR	STAGE POINTS	STAGE PERCENT	COMPETITOR # Name
85	54	9.37	5.7631	41.2426	68.74	402 Midgley, Gregory
86	55	9.55	5.7592	41.2147	68.69	253 Barentsen, Sasja
87	57	9.91	5.7518	41.1617	68.60	209 Peacock, Justin James
88	59	10.30	5.7282	40.9928	68.32	41 Costa, Luis
89	56	9.82	5.7026	40.8102	68.02	247 Lindstedt, Lars
90	58	10.20	5.6863	40.6930	67.82	576 Bernabe, Joseph
91	58	10.24	5.6641	40.5341	67.56	864 Margodt, Steve
92	57	10.16	5.6102	40.1489	66.91	589 Ongpauco, Tyrone
93	58	10.36	5.5985	40.0646	66.77	18 Van Straaten, Andre Stefaan
94	58	10.49	5.5291	39.5681	65.95	664 Buzzachera, Mafaldo
95	58	10.51	5.5186	39.4928	65.82	669 Pedlow, Andrew
96	55	10.00	5.5000	39.3600	65.60	1037 Richman, Mark
97	57	10.37	5.4966	39.3358	65.56	569 Mercader, Azurphanipal
98	48	8.74	5.4920	39.3027	65.50	166 Ostgaard, Haavard
99	59	10.78	5.4731	39.1675	65.28	1069 Novak, Robert
100	57	10.46	5.4493	38.9974	65.00	699 Bragagnolo, Max
101	58	10.65	5.4460	38.9736	64.96	733 Morassut, Enrico
102	57	10.48	5.4389	38.9230	64.87	673 Dalmeida Arruda, Victor
103	56	10.31	5.4316	38.8706	64.78	15 Gromov, Andrej
104	57	10.50	5.4286	38.8488	64.75	924 Gagnon, Miguel
105	56	10.32	5.4264	38.8330	64.72	83 Greeff, Pieter Albert
106	52	9.66	5.3830	38.5229	64.20	258 Kaewmuangpet, Narongsak
107	53	9.87	5.3698	38.4283	64.05	65 Friendship, Paul Gary
108	54	10.08	5.3571	38.3377	63.90	625 Carey, Peter
109	58	10.89	5.3260	38.1147	63.52	343 Jakob, Herbert
110	55	10.33	5.3243	38.1026	63.50	607 Pible, Israelito
111	58	10.92	5.3114	38.0100	63.35	158 Nakling, Hilde
112	56	10.57	5.2980	37.9145	63.19	1112 Turkova, Eva
113	58	10.96	5.2920	37.8713	63.12	964 Sicotte, Pascal
114	59	11.21	5.2632	37.6651	62.78	230 Poikonen, Kristian
115	57	10.87	5.2438	37.5265	62.54	273 Van Noord, Ruud
116	50	9.56	5.2301	37.4287	62.38	308 Jereb, Uros
117	58	11.10	5.2252	37.3936	62.32	112 Cumming, David
118	50	9.58	5.2192	37.3505	62.25	1094 Zarubova, Marketa
119	56	10.75	5.2093	37.2797	62.13	1087 Papagrigoriou, Evangelos
120	55	10.58	5.1985	37.2023	62.00	322 Holzapfel, Thomas Christia
121	52	10.01	5.1948	37.1759	61.96	453 Rivera, Edward
122	56	10.79	5.1900	37.1415	61.90	235 Karin, Rami
123	59	11.40	5.1754	37.0373	61.73	378 Tutschke, Petra
124	55	10.67	5.1546	36.8885	61.48	223 Kinnala, Jani
125	56	10.88	5.1471	36.8342	61.39	506 Mariano Barbosa, Gabriel Garcia
126	55	10.72	5.1306	36.7164	61.19	818 Donnelly, Vernon

STANDARD -- Overall Stage Results

IPSC World Shoot XVI

Printed October 10, 2011 at 22:39




Stage 6 --

	PTS	TIME	HIT FACTOR	STAGE POINTS	STAGE PERCENT	COMPETITOR # Name
127	55	10.72	5.1306	36.7164	61.19	1004 Gawenda, Boguslaw
128	58	11.33	5.1192	36.6345	61.06	396 Astroth, Marcus
129	52	10.17	5.1131	36.5910	60.99	1070 Miguez, Steve
130	55	10.84	5.0738	36.3100	60.52	1048 Lim, Julian
131	60	11.83	5.0719	36.2960	60.49	222 Keskivali, Tiia
132	56	11.08	5.0542	36.1693	60.28	156 Thorstensen, Christopher
133	55	10.91	5.0412	36.0770	60.13	806 Munson, Lisa
134	52	10.34	5.0290	35.9894	59.98	394 Mangarov, Dimitar
135	57	11.34	5.0265	35.9711	59.95	796 Birkjaer, Ulrik
136	54	10.78	5.0093	35.8482	59.75	135 Nordgaard, Tor Olav
137	56	11.20	5.0000	35.7818	59.64	834 Dahlman, Roland
138	53	10.64	4.9812	35.6473	59.41	615 Barnes, Michael
139	56	11.26	4.9734	35.5912	59.32	802 Duvivier, Cedric
140	59	11.90	4.9580	35.4811	59.14	220 Ruohonen, Tony
141	54	10.91	4.9496	35.4210	59.04	606 Gonzales, Dan
142	55	11.12	4.9460	35.3957	58.99	609 Roque, Mary Cristy
143	52	10.52	4.9430	35.3737	58.96	962 Sanford, Ralph
144	53	10.73	4.9394	35.3483	58.91	231 Dahl, Mikael
145	54	11.04	4.8913	35.0040	58.34	98 Adam, Robert
146	53	10.84	4.8893	34.9896	58.32	1279 Muhlbacher, Hubert
147	58	11.89	4.8780	34.9091	58.18	496 Maia Saldanha, Jaime Roberto
148	58	11.91	4.8699	34.8505	58.08	762 Boit, Julien
149	54	11.09	4.8693	34.8461	58.08	572 Yao, Eduardo
150	54	11.10	4.8649	34.8147	58.02	1127 Vasileiou, Nikolaos
151	54	11.11	4.8605	34.7834	57.97	578 Castro, Rosendo Jr
152	55	11.32	4.8587	34.7703	57.95	143 Krako, Lene Olaug
153	58	11.98	4.8414	34.6468	57.74	1063 Nonaka, Tori
154	53	10.99	4.8226	34.5120	57.52	1101 Sandberg, Jens
155	53	11.06	4.7920	34.2936	57.16	1006 Widla, Radoslaw
156	53	11.09	4.7791	34.2008	57.00	849 Botticelli, Alessandro
157	58	12.19	4.7580	34.0500	56.75	38 Maidwell, Troy Robert
158	56	11.77	4.7579	34.0490	56.75	1005 Madajewski, Leszek
159	52	10.93	4.7575	34.0467	56.74	637 Giles, Claire
160	54	11.39	4.7410	33.9283	56.55	527 Domingues Oliveira, Lucimar
161	53	11.20	4.7321	33.8649	56.44	585 Lao, Alex
162	52	11.01	4.7230	33.7994	56.33	249 Quinn, Paddy
163	52	11.03	4.7144	33.7381	56.23	1025 Zils, Jevgenij
164	52	11.05	4.7059	33.6770	56.13	666 Franca Filho, Silvio
165	59	12.60	4.6825	33.5100	55.85	595 Aronis, Themistoklis
166	44	9.40	4.6809	33.4979	55.83	516 Kastell, Peter
167	56	12.05	4.6473	33.2578	55.43	5 Kaufmanis, Eriks
168	57	12.29	4.6379	33.1906	55.32	277 Roopram, Kris

STANDARD -- Overall Stage Results

IPSC World Shoot XVI

Printed October 10, 2011 at 22:39




Stage 6 --

	PTS	TIME	HIT FACTOR	STAGE POINTS	STAGE PERCENT	COMPETITOR # Name
169	50	10.79	4.6339	33.1620	55.27	35 Schmidt-Dumont, Jorn Peter
170	59	12.75	4.6275	33.1157	55.19	1189 Kalfas, Haralambos
171	52	11.25	4.6222	33.0783	55.13	839 Lindberg, Henrik Have
172	59	12.77	4.6202	33.0639	55.11	136 Fremstad, Jon Terje
173	56	12.16	4.6053	32.9569	54.93	52 De Wet, Jacobus
174	56	12.20	4.5902	32.8489	54.75	632 Fitzgerald, John
175	52	11.36	4.5775	32.7580	54.60	1118 Syrogiannis, Alexandros
176	52	11.41	4.5574	32.6145	54.36	120 Aarebraat, Per Arild
177	59	12.96	4.5525	32.5791	54.30	1253 O'Donovan, Sean
178	56	12.37	4.5271	32.3974	54.00	33 Du Plooy, Eurika Susara
179	58	12.82	4.5242	32.3767	53.96	1241 Stamenkvic, Zoran
180	54	11.95	4.5188	32.3384	53.90	545 Gonzaga, Jannette
181	59	13.07	4.5142	32.3049	53.84	597 Berntsen, Jostein Cavite
182	57	12.70	4.4882	32.1191	53.53	55 Kay, Ian Lawrence
183	43	9.61	4.4745	32.0212	53.37	62 Rolls, Kevin Keith
184	53	11.85	4.4726	32.0074	53.35	939 Korobkin, Anatoli
185	55	12.33	4.4607	31.9221	53.20	1257 Ballesteros, Antonio Oribe
186	53	11.90	4.4538	31.8729	53.12	274 Plagge, Alexander
187	52	11.68	4.4521	31.8605	53.10	636 Dawson, Peter
188	55	12.55	4.3825	31.3625	52.27	457 Mihtiev, Krasimir
189	45	10.30	4.3689	31.2657	52.11	537 Cortes, Kevin
190	54	12.42	4.3478	31.1146	51.86	828 Hansen, Gert Erling
191	56	12.93	4.3310	30.9943	51.66	116 Birketvedt, Espen
192	60	13.94	4.3042	30.8021	51.34	830 Wolff, Ebbe
193	50	11.62	4.3029	30.7933	51.32	920 Gruber, Birgit
194	57	13.27	4.2954	30.7395	51.23	347 Kraft, Herbert
195	56	13.04	4.2945	30.7328	51.22	505 Macedo Filho, Edmundo Souza
196	58	13.51	4.2931	30.7231	51.21	489 Faci, Caroline
197	54	12.63	4.2755	30.5973	51.00	12 Swierczek, Zbigniew
198	55	12.90	4.2636	30.5116	50.85	354 Jose Vaghi, Antonio
199	51	11.98	4.2571	30.4653	50.78	880 Keehart, Deborah
200	55	13.02	4.2243	30.2304	50.38	328 Burkhart, Helmut
201	60	14.25	4.2105	30.1321	50.22	477 Nogueira Sette Bicalho, Carlos Eduardo
202	50	11.89	4.2052	30.0940	50.16	1022 Szaszi, Csaba
203	53	12.64	4.1930	30.0069	50.01	491 Zander Lima, Igor
204	52	12.42	4.1868	29.9622	49.94	88 Johansen, Olaf Nikolai
205	40	9.58	4.1754	29.8804	49.80	355 Damm, Oliver
206	53	12.71	4.1699	29.8416	49.74	119 Due, Dag Petter
207	57	13.68	4.1667	29.8182	49.70	150 Evesque, Michel
208	53	12.74	4.1601	29.7714	49.62	1260 Vergos, Apostolos
209	40	9.62	4.1580	29.7562	49.59	784 Gomez, Estuardo
210	50	12.04	4.1528	29.7191	49.53	443 Gepperth, Friedrich

STANDARD -- Overall Stage Results

IPSC World Shoot XVI

Printed October 10, 2011 at 22:39




Stage 6 --

	PTS	TIME	HIT FACTOR	STAGE POINTS	STAGE PERCENT	COMPETITOR # Name
211	57	13.76	4.1424	29.6448	49.41	403 Mohr, Uwe
212	38	9.20	4.1304	29.5589	49.26	34 Viljoen, Enrico Pierre
213	49	11.87	4.1281	29.5419	49.24	1130 Zaharioudakis, Mihail
214	49	11.89	4.1211	29.4922	49.15	224 Marjoniemi, Esa
215	52	12.66	4.1074	29.3942	48.99	13 Zaworski, Radoslaw
216	55	13.40	4.1045	29.3731	48.96	765 Martin-Privat, Pierre
217	56	14.00	4.0000	28.6255	47.71	588 Ongpauco, Ramon
218	54	13.63	3.9618	28.3524	47.25	379 Dose, Klaus-Peter
219	58	14.72	3.9402	28.1976	47.00	104 Chan, Mario
220	55	13.96	3.9398	28.1948	46.99	40 Silva, Manuel
221	50	12.72	3.9308	28.1304	46.88	292 Buono, Mauricio
222	50	12.75	3.9216	28.0642	46.77	285 Kamolwong, Somchai
223	49	12.52	3.9137	28.0081	46.68	265 Hoogduijn, Peter
224	52	13.32	3.9039	27.9378	46.56	1120 Tsiavos, Themistoklis
225	60	15.37	3.9037	27.9364	46.56	541 Francisco, Raymundo
226	52	13.33	3.9010	27.9168	46.53	227 Alenius, Jouni
227	56	14.38	3.8943	27.8690	46.45	350 Noormets, Andy
228	53	13.66	3.8799	27.7663	46.28	170 Karamitsos, Efthymios
229	51	13.15	3.8783	27.7547	46.26	644 Dines, Phillip
230	56	14.54	3.8514	27.5623	45.94	421 Wallroth, Marion
231	54	14.06	3.8407	27.4853	45.81	979 Clark, Paul
232	48	12.52	3.8339	27.4365	45.73	934 Nardi, Frank
233	39	10.19	3.8273	27.3894	45.65	19 Jansen Van Vuuren, Abraham Carel
234	51	13.48	3.7834	27.0753	45.13	976 Quinn, Mark
235	55	14.63	3.7594	26.9036	44.84	32 O'donovan, Sebella
236	38	10.15	3.7438	26.7923	44.65	871 Hansen, Sean
237	51	13.78	3.7010	26.4858	44.14	113 Mant, Patrick
238	46	12.43	3.7007	26.4837	44.14	617 Sabakova, Petra
239	57	15.48	3.6822	26.3510	43.92	439 Rieber, Albert
240	58	15.82	3.6662	26.2370	43.73	63 Fischer, Johanna Sophia
241	48	13.11	3.6613	26.2018	43.67	1003 Koput, Jurand
242	48	13.15	3.6502	26.1221	43.54	810 Mac-Namara, Fabian
243	55	15.17	3.6256	25.9459	43.24	100 Redford, Melvyn
244	55	15.25	3.6066	25.8098	43.02	447 Lazaridi, Igor
245	50	13.94	3.5868	25.6684	42.78	1114 Dela Pena, Ramiro
246	53	14.80	3.5811	25.6275	42.71	487 Misanovic, Dragan
247	52	14.53	3.5788	25.6112	42.69	1088 Papadopoulos, Georgios
248	47	13.30	3.5338	25.2894	42.15	749 Dumont, Jose
249	55	15.70	3.5032	25.0701	41.78	317 Wigchert, Frank
250	54	15.42	3.5019	25.0612	41.77	1155 Chrysafidis, Dimitrios
251	39	11.42	3.4151	24.4394	40.73	1083 Tiberi, Marco
252	52	15.25	3.4098	24.4020	40.67	1007 Burzec, Wieslaw

STANDARD -- Overall Stage Results

IPSC World Shoot XVI

Printed October 10, 2011 at 22:39




Stage 6 --

	PTS	TIME	HIT FACTOR	STAGE POINTS	STAGE PERCENT	COMPETITOR # Name
253	57	16.73	3.4071	24.3821	40.64	87 Mihajlovic, Zoran
254	40	11.85	3.3755	24.1565	40.26	1105 Roumeliotakis, Nikolaos
255	35	10.39	3.3686	24.1071	40.18	1184 Efthimiou, Christos
256	54	16.31	3.3109	23.6937	39.49	79 Goncalves, Jose
257	48	14.58	3.2922	23.5600	39.27	891 Baldwin, Alastair
258	57	17.33	3.2891	23.5380	39.23	225 Lokkila, Heidi
259	58	17.69	3.2787	23.4635	39.11	1231 Evangelinos, Dino
260	53	16.27	3.2575	23.3121	38.85	216 Du Toit, Cecilia
261	50	15.35	3.2573	23.3106	38.85	1166 Fitatzis, Dimitrios
262	40	12.32	3.2468	23.2349	38.72	53 Keaney, Janis Mather
263	49	15.41	3.1798	22.7555	37.93	1212 Skoumpouris, Antonios
264	53	16.70	3.1737	22.7118	37.85	430 Fernandez, Enrique
265	55	17.42	3.1573	22.5947	37.66	370 Rogmann, Juergen
266	59	18.75	3.1467	22.5187	37.53	287 Heyliger, Claudieus
267	57	18.25	3.1233	22.3514	37.25	1214 Spatoulas, Vasileios
268	57	18.62	3.0612	21.9072	36.51	142 Selven, Lasse Strand
269	50	16.44	3.0414	21.7651	36.28	919 Aigner, Edeltraud
270	58	19.44	2.9835	21.3513	35.59	921 Strasser, Elisabeth
271	48	16.47	2.9144	20.8564	34.76	103 Redford, Martin
272	51	17.52	2.9110	20.8319	34.72	14 Siuniakou, Andrei
273	38	13.08	2.9052	20.7907	34.65	105 Thompson, David
274	55	19.18	2.8676	20.5214	34.20	842 Alexiou, Ioannis
275	44	15.36	2.8646	20.5000	34.17	909 Garaev, Albert
276	50	17.99	2.7793	19.8898	33.15	1167 Giannakos, Konstantinos
277	37	13.33	2.7757	19.8639	33.11	1191 Kardoulis, Spyridon
278	50	18.56	2.6940	19.2790	32.13	1159 Karalakis, Emmanouil
279	53	20.22	2.6212	18.7580	31.26	553 Teixeira, Nilton Pita
280	51	19.69	2.5901	18.5360	30.89	659 Hatzipanagiotis, Peter
281	40	15.53	2.5757	18.4324	30.72	927 Hudson, Robbin
282	38	15.42	2.4643	17.6357	29.39	42 Rebelo, Jose
283	57	23.16	2.4611	17.6128	29.35	484 Figoli, Edmundo Jose
284	47	19.30	2.4352	17.4274	29.05	655 Fischer, Reinaldo
285	33	13.66	2.4158	17.2884	28.81	577 Borro, Hilario
286	48	19.88	2.4145	17.2789	28.80	1235 Schuh, Sandra
287	38	15.74	2.4142	17.2771	28.80	122 Tessem, Terje
288	32	13.52	2.3669	16.9381	28.23	218 Shawe, Karen
289	59	25.12	2.3487	16.8083	28.01	957 Price, Stephen
290	48	20.57	2.3335	16.6993	27.83	1215 Stavrianakis, Vasileios
291	41	17.73	2.3125	16.5488	27.58	251 Cheng, Tat Nang
292	43	19.00	2.2632	16.1960	26.99	1161 Fragouli, Maria
293	46	20.47	2.2472	16.0817	26.80	1262 Kakavoulas, Ioannis
294	31	13.98	2.2175	15.8689	26.45	1065 Gudenja, Valeria

STANDARD -- Overall Stage Results

IPSC World Shoot XVI

Printed October 10, 2011 at 22:39



Stage 6 --

	PTS	TIME	HIT FACTOR	STAGE POINTS	STAGE PERCENT	COMPETITOR # Name
295	48	21.73	2.2089	15.8079	26.35	1163 Zaharopoulos, Myron
296	49	22.66	2.1624	15.4749	25.79	129 Weber, Nick
297	51	23.75	2.1474	15.3673	25.61	766 Weber, Didier
298	51	23.85	2.1384	15.3029	25.50	1199 Leontaridis, Pavlos
299	52	24.45	2.1268	15.2201	25.37	554 Silva Pereira, Nelson Jose
300	44	20.86	2.1093	15.0949	25.16	1245 Stettensch, Rainer
301	45	21.63	2.0804	14.8884	24.81	497 Santos Honorato, Jose
302	41	20.41	2.0088	14.3758	23.96	475 Trofimov, Nikolai
303	54	27.04	1.9970	14.2916	23.82	101 Maidwell, Tara Louise
304	50	25.24	1.9810	14.1766	23.63	1129 Zafiridis, Sotirios
305	38	19.81	1.9182	13.7275	22.88	468 Kressibucher, Peter
306	58	30.30	1.9142	13.6986	22.83	329 Burkhart, Rita
307	27	14.35	1.8815	13.4649	22.44	1236 Kieninger, Stephanie
308	48	25.93	1.8511	13.2474	22.08	1196 Kelesis, Christos
309	47	26.03	1.8056	12.9216	21.54	172 Takkumaki, Taisto
310	40	22.67	1.7644	12.6270	21.05	876 Erickson, Rick
311	52	30.03	1.7316	12.3920	20.65	525 Liongos, Christos
312	48	28.83	1.6649	11.9149	19.86	476 Grilli, Cassio
313	33	21.09	1.5647	11.1977	18.66	1150 Adamakopoulos, Theodoros
314	53	35.81	1.4800	10.5917	17.65	404 Pawlowsky, Maik
315	44	30.19	1.4574	10.4299	17.38	480 Lima E Silva, Denise Maria
316	35	24.67	1.4187	10.1529	16.92	458 Kostadinov, Svetoslav
317	26	18.80	1.3830	9.8971	16.50	482 Spatoulas, Ioannis
318	14	11.76	1.1905	8.5195	14.20	76 Selven, Lars
319	0	14.21	0.0000	0.0000	0.00	604 Kornaros, Nikolaos
320	0	19.32	0.0000	0.0000	0.00	1227 Pavlidis, Polyvios
321	0	0.00	0.0000	0.0000	0.00	1102 Poutoglidis, Georgios
322	0	0.00	0.0000	0.0000	0.00	1132 Iordanidis, Stavros
323	0	0.00	0.0000	0.0000	0.00	1281 Gospodin, Zhelev
324	0	0.00	0.0000	0.0000	0.00	1247 Terstis, Markos
325	0	0.00	0.0000	0.0000	0.00	1223 Topouzis, Konstantinos
326	0	0.00	0.0000	0.0000	0.00	1221 Psaroudakis, Emmanouil
327	0	0.00	0.0000	0.0000	0.00	1213 Soumalevris, Konstantinos
328	0	0.00	0.0000	0.0000	0.00	1248 Tzimas, Dimitrios

PRODUCTION -- Overall Stage Results

IPSC World Shoot XVI

Printed October 10, 2011 at 22:39



Stage 6 --

	PTS	TIME	HIT FACTOR	STAGE POINTS	STAGE PERCENT	COMPETITOR # Name
1	56	6.65	8.4211	60.0000	100.00	991 Mink, Matthew
2	60	7.49	8.0107	57.0761	95.13	719 Brocanelli, Paolo
3	58	7.33	7.9127	56.3779	93.96	992 Stoeger, Ben
4	58	7.54	7.6923	54.8077	91.35	799 Gyllenberg, Rasmus
5	58	7.72	7.5130	53.5298	89.22	707 Del Rosario, Giulio
6	60	8.02	7.4813	53.3042	88.84	772 Momcilovic, Ljubisa
7	46	6.21	7.4074	52.7778	87.96	1146 Franjo, Nadj
8	58	7.87	7.3698	52.5095	87.52	803 Donot, Marc
9	58	7.99	7.2591	51.7209	86.20	947 Strader, Phil
10	60	8.31	7.2202	51.4440	85.74	1021 Sedy, Roman
11	54	7.51	7.1904	51.2317	85.39	523 Ragozin, Alexey
12	56	7.81	7.1703	51.0883	85.15	1026 Vinduska, Vaclav
13	56	7.85	7.1338	50.8280	84.71	1062 Dimaculangan, Lee
14	56	7.88	7.1066	50.6345	84.39	965 ZAPLETAL, MIROSLAV
15	54	7.63	7.0773	50.4259	84.04	1001 Garcia, Frank
16	54	7.65	7.0588	50.2941	83.82	857 ONSHIN, NIKOLAY
17	60	8.59	6.9849	49.7672	82.95	821 GUSHCHINA, MARIA
18	60	8.62	6.9606	49.5940	82.66	567 Heller, Peter
19	58	8.39	6.9130	49.2551	82.09	613 Iacomini, Stefano
20	54	7.82	6.9054	49.2008	82.00	844 PICHUGIN, ALEXEY
21	54	7.86	6.8702	48.9504	81.58	417 De Cobos, Eduardo
22	56	8.18	6.8460	48.7775	81.30	598 Silva Brum, Vagner Carlos
23	56	8.19	6.8376	48.7179	81.20	1266 Sladin, Damir
24	52	7.67	6.7797	48.3051	80.51	21 Hattingh, Diederik
25	52	7.67	6.7797	48.3051	80.51	69 Palka, Jan
26	54	8.00	6.7500	48.0938	80.16	888 TITOV, VLADIMIR
27	56	8.32	6.7308	47.9567	79.93	50 Quindi Vallerga, Gaston
28	54	8.03	6.7248	47.9141	79.86	418 Ibanez, Gorka
29	52	7.80	6.6667	47.5000	79.17	819 Danilovich, Pavel
30	58	8.72	6.6514	47.3911	78.99	307 Petrac, Robert
31	56	8.46	6.6194	47.1631	78.61	1073 Reiter, Gerald
32	60	9.07	6.6152	47.1334	78.56	859 Kryuchin, Nikita
33	52	7.87	6.6074	47.0775	78.46	1072 Reilly, Chad
34	56	8.50	6.5882	46.9412	78.24	419 Perez, Jose Vicente
35	56	8.55	6.5497	46.6667	77.78	958 Ross, Jamieson
36	54	8.25	6.5455	46.6364	77.73	716 BUTICCHI, EDOARDO ROBERTO
37	58	8.90	6.5169	46.4326	77.39	291 Rasmussen, Per-Ola
38	60	9.21	6.5147	46.4169	77.36	1046 Stryc, Michael
39	58	8.91	6.5095	46.3805	77.30	58 VYSNY, MARIAN
40	58	9.06	6.4018	45.6126	76.02	721 Vukojevic, Dejan
41	56	8.82	6.3492	45.2381	75.40	180 Manni, Matti
42	56	8.86	6.3205	45.0339	75.06	59 HRNCIARIK, ANDREJ

PRODUCTION -- Overall Stage Results

IPSC World Shoot XVI

Printed October 10, 2011 at 22:39



Stage 6 --

	PTS	TIME	HIT FACTOR	STAGE POINTS	STAGE PERCENT	COMPETITOR # Name
43	56	8.86	6.3205	45.0339	75.06	368 Tayag, Diomari Ivan
44	60	9.77	6.1412	43.7564	72.93	17 Hopper, Robert Michael
45	58	9.49	6.1117	43.5458	72.58	28 Prieto, Marcelo German
46	52	8.53	6.0961	43.4349	72.39	822 Gushchin, Mikhail
47	54	8.94	6.0403	43.0369	71.73	86 Janjusevic, Milorad
48	52	8.62	6.0325	42.9814	71.64	366 Gino, Leonardo Jr
49	48	7.96	6.0302	42.9648	71.61	520 Lejano, Jeufro Emil
50	56	9.30	6.0215	42.9032	71.51	1053 Dunivin, Sara
51	50	8.32	6.0096	42.8185	71.36	756 Lavergne, Mathieu
52	54	8.99	6.0067	42.7976	71.33	777 Schon, Marianne
53	52	8.68	5.9908	42.6843	71.14	239 Reggeti, Andres
54	54	9.04	5.9735	42.5608	70.93	71 Czocher, Mikulas
55	56	9.38	5.9701	42.5373	70.90	538 Jorge, Ma Inez
56	54	9.05	5.9669	42.5138	70.86	29 Bektemirov, Rinat
57	56	9.39	5.9638	42.4920	70.82	754 Moreira, Galo
58	54	9.06	5.9603	42.4669	70.78	809 Mondaca, Gabriel
59	54	9.07	5.9537	42.4201	70.70	295 De Abreu, Yhonny
60	52	8.74	5.9497	42.3913	70.65	411 Hristov, Rosen
61	52	8.80	5.9091	42.1023	70.17	49 Avinceta, Edgardo Ramon
62	54	9.18	5.8824	41.9118	69.85	56 Nagy, Ernest
63	56	9.52	5.8824	41.9118	69.85	437 Teever, Jevgeni
64	52	8.89	5.8493	41.6760	69.46	1111 Giancane, Giovanni
65	56	9.62	5.8212	41.4761	69.13	985 Vogel, Robert
66	56	9.69	5.7792	41.1765	68.63	745 Daguanel, Laetitia
67	54	9.36	5.7692	41.1058	68.51	781 De Sanctis, Maurizio Raffae
68	48	8.35	5.7485	40.9581	68.26	420 Van Essen, Olaf
69	48	8.35	5.7485	40.9581	68.26	353 Klimushev, Gustav
70	54	9.45	5.7143	40.7143	67.86	1128 Dafnomilis, Polydoros
71	58	10.18	5.6974	40.5943	67.66	686 Torgashov, Pavel
72	50	8.78	5.6948	40.5752	67.63	968 Smith, James
73	56	9.85	5.6853	40.5076	67.51	1098 Gambrell, Jeff
74	52	9.19	5.6583	40.3156	67.19	734 Zuccolo, Giovanni
75	54	9.55	5.6545	40.2880	67.15	1106 Samaritakis, Emmanouil
76	56	9.91	5.6509	40.2624	67.10	970 Fedorchuk, Oleksandr
77	54	9.57	5.6426	40.2038	67.01	1145 Gvozdanovic, Dubravko
78	52	9.24	5.6277	40.0974	66.83	937 King, Nick
79	52	9.28	5.6034	39.9246	66.54	246 Svedberg, Peter
80	52	9.29	5.5974	39.8816	66.47	1249 Dragovic, Vojislav
81	52	9.29	5.5974	39.8816	66.47	885 Barinova, Mira
82	56	10.01	5.5944	39.8601	66.43	427 Burkhalter, Christine
83	54	9.66	5.5901	39.8292	66.38	1137 Koutantos, Emmanouil
84	48	8.60	5.5814	39.7674	66.28	557 Alejandro, Bernardo Mari V

PRODUCTION -- Overall Stage Results

IPSC World Shoot XVI

Printed October 10, 2011 at 22:39



Stage 6 --

	PTS	TIME	HIT FACTOR	STAGE POINTS	STAGE PERCENT	COMPETITOR # Name
85	54	9.69	5.5728	39.7059	66.18	874 Drolet, Jean Philippe
86	50	8.98	5.5679	39.6715	66.12	233 Spevak, Stanislav
87	54	9.72	5.5556	39.5833	65.97	433 Josi, Oliver
88	52	9.39	5.5378	39.4569	65.76	82 Betts, Alan
89	60	10.85	5.5300	39.4009	65.67	932 Milburn, Clint
90	58	10.49	5.5291	39.3947	65.66	757 Sagon, Aurelien
91	60	10.86	5.5249	39.3646	65.61	889 Markov, Alexander
92	56	10.15	5.5172	39.3103	65.52	126 Hos, Ivan
93	54	9.81	5.5046	39.2202	65.37	78 Steiner, Yoram
94	54	9.83	5.4934	39.1404	65.23	722 Gruzmanov, Konstantin
95	54	9.83	5.4934	39.1404	65.23	780 Larsen, Soren
96	58	10.57	5.4872	39.0965	65.16	509 Pesek, Damijan
97	52	9.48	5.4852	39.0823	65.14	339 Hvalec, Maksimiljan
98	58	10.61	5.4665	38.9491	64.92	899 RUDOV, ALEXANDER
99	46	8.44	5.4502	38.8329	64.72	81 Jacobs, Jaco Kotze
100	50	9.18	5.4466	38.8072	64.68	549 Ishihara, Luis Henrique
101	54	9.94	5.4326	38.7072	64.51	121 Venditti, Daniele
102	52	9.58	5.4280	38.6743	64.46	68 Penov, Anton
103	54	10.00	5.4000	38.4750	64.13	1051 Goloski - Golob, Julie
104	56	10.39	5.3898	38.4023	64.00	306 Brezovnik, Slavko
105	54	10.02	5.3892	38.3982	64.00	513 Binder, Thomas
106	50	9.28	5.3879	38.3890	63.98	341 Humar, Martin
107	54	10.03	5.3838	38.3599	63.93	544 Gasic, Andrea
108	54	10.07	5.3625	38.2076	63.68	708 Piccioni, Mario
109	56	10.45	5.3589	38.1818	63.64	860 Kryuchin, Konstantin
110	56	10.46	5.3537	38.1453	63.58	787 Vanreusel, Philippe
111	60	11.23	5.3428	38.0677	63.45	524 Maric, Hrvoje
112	54	10.13	5.3307	37.9812	63.30	3 Kazanskis, Marius
113	52	9.80	5.3061	37.8061	63.01	715 Riillo, Mario
114	52	9.82	5.2953	37.7291	62.88	841 Vujovic, Nikola
115	54	10.24	5.2734	37.5732	62.62	334 Kummer, Patrick
116	46	8.79	5.2332	37.2867	62.14	833 Hagemann, Lars Bjarne
117	58	11.09	5.2299	37.2633	62.11	633 Olsen, Kai Rino
118	58	11.10	5.2252	37.2297	62.05	514 Fricker, Claudia
119	52	10.00	5.2000	37.0500	61.75	1119 Tzallas, Georgios
120	60	11.57	5.1858	36.9490	61.58	356 Haben, Joerg
121	56	10.80	5.1852	36.9444	61.57	296 Johannesson, Stefan
122	52	10.11	5.1434	36.6469	61.08	1103 Ragias, Konstantinos
123	56	10.89	5.1423	36.6391	61.07	815 Plateus, Raymond
124	52	10.15	5.1232	36.5025	60.84	1011 Hobdell, Angus
125	56	10.94	5.1188	36.4717	60.79	448 Vericio De Oliveira, Allison
126	54	10.56	5.1136	36.4347	60.72	374 Schmidt, Tino

PRODUCTION -- Overall Stage Results

IPSC World Shoot XVI

Printed October 10, 2011 at 22:39




Stage 6 --

	PTS	TIME	HIT FACTOR	STAGE POINTS	STAGE PERCENT	COMPETITOR # Name
127	58	11.37	5.1011	36.3456	60.58	1273 Fjodorov, Andrei
128	52	10.24	5.0781	36.1816	60.30	531 Salomao Neto, Pedro
129	50	9.85	5.0761	36.1675	60.28	1238 Kwiecien, Stanislaw
130	50	9.88	5.0607	36.0577	60.10	422 Petkova, Kristina
131	58	11.48	5.0523	35.9974	60.00	97 Molland, Frode
132	46	9.11	5.0494	35.9769	59.96	4 Zdzitowiecki, Andrzej
133	52	10.30	5.0485	35.9709	59.95	357 Lentz, Arne
134	58	11.50	5.0435	35.9348	59.89	466 Reich, Rolf
135	58	11.55	5.0216	35.7792	59.63	428 Darias, Buenaventura
136	56	11.17	5.0134	35.7207	59.53	892 Chernenko, Anastasia
137	46	9.19	5.0054	35.6638	59.44	31 Alba, Gabriel Fernand
138	54	10.79	5.0046	35.6580	59.43	6 Rutkauskas, Saulius
139	56	11.20	5.0000	35.6250	59.38	472 Ditzler, Roger
140	54	10.80	5.0000	35.6250	59.38	502 Stettin, Andreas
141	54	10.81	4.9954	35.5920	59.32	643 Jankovic, Nebojsa
142	46	9.21	4.9946	35.5863	59.31	790 Borges, Bruno
143	39	7.92	4.9242	35.0852	58.48	107 Montgomery, Peter
144	54	10.97	4.9225	35.0729	58.45	169 Engan, Jon Arne
145	54	10.97	4.9225	35.0729	58.45	832 Jensen, Christian D
146	50	10.19	4.9068	34.9607	58.27	242 Dokter, Gerrit
147	50	10.20	4.9020	34.9265	58.21	1082 Cadamuro, Denis
148	52	10.63	4.8918	34.8542	58.09	795 Romer, Jack
149	58	11.86	4.8904	34.8440	58.07	720 Petrovic, Davor
150	52	10.64	4.8872	34.8214	58.04	438 Papzien, Siegbert
151	56	11.49	4.8738	34.7258	57.88	1115 Ziebart, Friedrich
152	54	11.08	4.8736	34.7247	57.87	867 Potapenko, Evgeny
153	52	10.68	4.8689	34.6910	57.82	823 Myshelov, Sergey
154	60	12.36	4.8544	34.5874	57.65	704 Plotnikov, Alexander
155	54	11.15	4.8430	34.5067	57.51	1131 Iliopoulos, Georgios
156	41	8.48	4.8349	34.4487	57.41	611 Sy, Anthony
157	48	9.97	4.8144	34.3029	57.17	723 MOSOLKOV, DMITRY
158	56	11.65	4.8069	34.2489	57.08	710 Norero, Maurizio
159	50	10.41	4.8031	34.2219	57.04	746 Guichard, Louis
160	50	10.44	4.7893	34.1236	56.87	412 Kostadinov, Plamen
161	50	10.46	4.7801	34.0583	56.76	301 Ulapathorn, Pornpong
162	58	12.18	4.7619	33.9286	56.55	1133 Kalonikidis, Aristidis
163	50	10.52	4.7529	33.8641	56.44	139 Skaarer, Even
164	54	11.38	4.7452	33.8093	56.35	177 Broman, Ville
165	48	10.12	4.7431	33.7945	56.32	335 Kummer, Steven
166	50	10.56	4.7348	33.7358	56.23	8 Grincenko, Vitalijus
167	54	11.41	4.7327	33.7204	56.20	30 Savarino, Juan Pablo
168	60	12.74	4.7096	33.5557	55.93	759 Merchica, Philippe

PRODUCTION -- Overall Stage Results

IPSC World Shoot XVI

Printed October 10, 2011 at 22:39




Stage 6 --

	PTS	TIME	HIT FACTOR	STAGE POINTS	STAGE PERCENT	COMPETITOR # Name
169	48	10.26	4.6784	33.3333	55.56	257 Sudhinaraset, Khanet
170	56	11.98	4.6745	33.3055	55.51	157 Lutcherath, Oystein
171	50	10.71	4.6685	33.2633	55.44	1122 Heropoulos, Stefanos
172	42	9.01	4.6615	33.2131	55.36	875 Engh, Rob
173	56	12.02	4.6589	33.1947	55.32	70 Kaczova, Miriam
174	54	11.62	4.6472	33.1110	55.19	302 Chomrit, Chalermopol
175	56	12.13	4.6167	32.8937	54.82	1165 Tasigiorgos, Panagiotis
176	52	11.27	4.6140	32.8749	54.79	325 Ekstedt, Stefan
177	52	11.28	4.6099	32.8457	54.74	1149 SAVKOVIC, JELENA
178	48	10.43	4.6021	32.7900	54.65	181 Kervinen, Ilkka
179	54	11.74	4.5997	32.7726	54.62	1059 Reese, Maggie
180	54	11.83	4.5647	32.5232	54.21	755 Sajot, Roberto
181	48	10.52	4.5627	32.5095	54.18	1121 Tsimekas, Athanasios
182	44	9.68	4.5455	32.3864	53.98	43 Karosas, Linas
183	52	11.46	4.5375	32.3298	53.88	837 Elkin, Alexander
184	50	11.02	4.5372	32.3276	53.88	493 Oliveira Farias, Jean Ransley
185	54	11.92	4.5302	32.2777	53.80	312 Schouwink, Peter
186	50	11.04	4.5290	32.2690	53.78	747 Baculard, Patrick
187	48	10.60	4.5283	32.2641	53.77	535 Tamayo, Grace
188	56	12.37	4.5271	32.2555	53.76	260 Van Der Lende, Frank
189	56	12.39	4.5198	32.2034	53.67	836 Kisilev, Kirill
190	56	12.40	4.5161	32.1774	53.63	127 Dunkley, Robert
191	48	10.65	4.5070	32.1127	53.52	256 Tangpojthavipol, Voravudh
192	46	10.21	4.5054	32.1009	53.50	179 Nousiainen, Lauri
193	54	12.05	4.4813	31.9295	53.22	7 Kutra, Vaidotas
194	50	11.19	4.4683	31.8365	53.06	631 Giannella, Patrizia
195	48	10.78	4.4527	31.7254	52.88	226 Kotziadimos, Thomas
196	54	12.23	4.4154	31.4595	52.43	184 Toikkanen, Janne
197	50	11.33	4.4131	31.4431	52.41	858 Bykova, Elena
198	56	12.72	4.4025	31.3679	52.28	855 Kaurov, Oleg
199	50	11.39	4.3898	31.2774	52.13	760 Veziat, Pierre
200	46	10.48	4.3893	31.2739	52.12	315 Verhulst, Hans
201	56	12.77	4.3853	31.2451	52.08	488 Efimov, Evgeny
202	54	12.33	4.3796	31.2044	52.01	280 Burchuladze, Nikolai
203	54	12.34	4.3760	31.1791	51.97	843 Martin, Eric
204	54	12.39	4.3584	31.0533	51.76	758 Gassama, Gabriel
205	50	11.48	4.3554	31.0322	51.72	362 Reinecke, Alfred
206	54	12.40	4.3548	31.0282	51.71	727 Toia, Adalberto
207	52	11.99	4.3369	30.9007	51.50	153 Larsen, Gjermund
208	37	8.55	4.3275	30.8333	51.39	570 Torrevillas, Daniel
209	50	11.56	4.3253	30.8175	51.36	840 Radovic, Zarko
210	50	11.62	4.3029	30.6583	51.10	863 RUDOV, SERGEY

PRODUCTION -- Overall Stage Results

IPSC World Shoot XVI

Printed October 10, 2011 at 22:39



Stage 6 --

	PTS	TIME	HIT FACTOR	STAGE POINTS	STAGE PERCENT	COMPETITOR # Name
211	54	12.55	4.3028	30.6574	51.10	807 Servodio, Francesco
212	54	12.59	4.2891	30.5600	50.93	753 Moncada, Flavio
213	52	12.14	4.2834	30.5189	50.86	729 Rutigliano, Nicola
214	35	8.19	4.2735	30.4487	50.75	90 Steiner, Aldar
215	52	12.17	4.2728	30.4437	50.74	67 Makuka, Lubomir
216	54	12.69	4.2553	30.3191	50.53	629 Samoniuk, Aleksandr
217	48	11.32	4.2403	30.2120	50.35	66 Sabaka, Miroslav
218	56	13.26	4.2232	30.0905	50.15	573 Anglo, Wilfredo
219	44	10.42	4.2226	30.0864	50.14	248 Karlsson, Peter
220	54	12.79	4.2220	30.0821	50.14	904 Nemykin, Mikhail
221	58	13.78	4.2090	29.9891	49.98	971 Mecwel, Przemyslaw
222	58	13.86	4.1847	29.8160	49.69	640 Hagiantoniou, Savvas
223	54	12.91	4.1828	29.8025	49.67	1271 Galo, Lara
224	52	12.46	4.1734	29.7352	49.56	293 Messulam, Daniel
225	54	12.95	4.1699	29.7104	49.52	483 Stavrakidis, Konstantinos
226	52	12.49	4.1633	29.6637	49.44	969 Tautiev, Zaur
227	56	13.48	4.1543	29.5994	49.33	352 Klimushev, Vladimir
228	52	12.52	4.1534	29.5927	49.32	294 Brodski, Dmitri
229	56	13.50	4.1481	29.5556	49.26	80 Looock, Paul
230	56	13.62	4.1116	29.2952	48.83	912 Kurbatskikh, Vasiliy
231	52	12.69	4.0977	29.1962	48.66	662 Von Gerhardt, Brendan
232	50	12.28	4.0717	29.0106	48.35	1100 Stobbe, Markus
233	48	11.82	4.0609	28.9340	48.22	1232 Salamon, Timea
234	44	10.84	4.0590	28.9207	48.20	1204 Nikolouzos, Spyridon
235	50	12.32	4.0584	28.9164	48.19	1178 Psaroudakis, Kosmas
236	50	12.32	4.0584	28.9164	48.19	1154 Hamlatzis, Alexandros
237	48	11.92	4.0268	28.6913	47.82	1244 Terzic, Milan
238	56	13.93	4.0201	28.6432	47.74	95 Dudukal, Viktor
239	39	9.71	4.0165	28.6174	47.70	773 Subasic, Snezana
240	54	13.46	4.0119	28.5847	47.64	852 Tasset, Andre
241	54	13.60	3.9706	28.2904	47.15	473 Budarny, Anton
242	44	11.09	3.9675	28.2687	47.11	162 Vetrov, Mikhail
243	54	13.66	3.9531	28.1662	46.94	386 Wiegand, Max
244	58	14.68	3.9510	28.1505	46.92	474 Peterson, Urmas
245	52	13.17	3.9484	28.1321	46.89	944 Buhayenka, Aliaksandr
246	48	12.16	3.9474	28.1250	46.87	478 Fonseca Da Matta, Carlos Eduardo
247	60	15.26	3.9318	28.0144	46.69	183 Kakkonen, Pekka
248	60	15.32	3.9164	27.9047	46.51	1256 Rafael Salvador, Ines
249	54	13.80	3.9130	27.8804	46.47	1276 Nagirnyak, Yuriy
250	48	12.28	3.9088	27.8502	46.42	110 Guest, Graham
251	54	13.82	3.9074	27.8401	46.40	262 Doubrovski, Leonid
252	54	13.89	3.8877	27.6998	46.17	160 Andersen, Marius Wigen

PRODUCTION -- Overall Stage Results

IPSC World Shoot XVI

Printed October 10, 2011 at 22:39



Stage 6 --

	PTS	TIME	HIT FACTOR	STAGE POINTS	STAGE PERCENT	COMPETITOR # Name
253	54	13.90	3.8849	27.6799	46.13	847 Berdnikov, Sergey
254	48	12.51	3.8369	27.3381	45.56	868 Khomenko, Viacheslav
255	54	14.09	3.8325	27.3066	45.51	709 Avoledo, Manuele
256	56	14.62	3.8304	27.2914	45.49	1272 Denishchuk, Andrei
257	46	12.02	3.8270	27.2671	45.45	155 Nilsen, Bengt
258	50	13.07	3.8256	27.2571	45.43	856 SHUSHPANOVA, ELIZAVETA
259	56	14.65	3.8225	27.2355	45.39	445 Hubli, Pascal
260	54	14.15	3.8163	27.1908	45.32	582 Cua, Rodolfo Jr
261	56	14.72	3.8043	27.1060	45.18	1142 Sakellaris, Fotios
262	58	15.31	3.7884	26.9922	44.99	820 Kulishov, Andrey
263	56	14.83	3.7761	26.9049	44.84	956 Price, Jon
264	52	13.79	3.7708	26.8673	44.78	298 Ekstrand, Fredrik
265	44	11.76	3.7415	26.6582	44.43	346 Koch, Robert
266	35	9.39	3.7274	26.5575	44.26	678 Yamaguchi, Yukio
267	52	13.96	3.7249	26.5401	44.23	960 Sahni, Simar
268	48	12.92	3.7152	26.4706	44.12	319 Dzuho, Elvir
269	54	14.59	3.7012	26.3708	43.95	84 Storhaug, Leif Inge
270	48	13.02	3.6866	26.2673	43.78	869 Stepanov, Oleg
271	54	14.68	3.6785	26.2091	43.68	16 Rozhkov, Artem
272	48	13.15	3.6502	26.0076	43.35	1280 Flores, Juan Paulo
273	50	13.71	3.6470	25.9847	43.31	814 Klikovac, Dragan
274	56	15.42	3.6316	25.8755	43.13	813 Stangvik, Kent
275	54	14.87	3.6315	25.8742	43.12	907 NIKOLAEVA, SVETLANA
276	50	13.80	3.6232	25.8152	43.03	479 Tarcizio Dos Reis, Celio
277	54	14.95	3.6120	25.7358	42.89	1267 Kondruch, Anatoliy
278	48	13.31	3.6063	25.6950	42.82	882 Brozovskiy, Dmitry
279	56	15.56	3.5990	25.6427	42.74	761 Viaud, Jean-Michel
280	54	15.07	3.5833	25.5309	42.55	236 Venmore, James Earl
281	58	16.20	3.5802	25.5093	42.52	165 Jolma-Stensland, Roy Agir
282	52	14.58	3.5665	25.4115	42.35	774 Deyneko, Dmitry
283	48	13.64	3.5191	25.0733	41.79	1270 Rudenko, Alexey
284	46	13.08	3.5168	25.0573	41.76	928 Lomax, Larry
285	52	14.85	3.5017	24.9495	41.58	440 Schwarz, Florian
286	54	15.52	3.4794	24.7906	41.32	824 Perfiliev, Oleg
287	56	16.11	3.4761	24.7672	41.28	149 Mortveit, John Gaute
288	60	17.27	3.4742	24.7539	41.26	178 KAUNISTO, VESA
289	46	13.31	3.4560	24.6243	41.04	1086 Panagopoulos, Stavros
290	44	12.75	3.4510	24.5882	40.98	972 Braginsky, Igor
291	56	16.26	3.4440	24.5387	40.90	57 Fedor, Marian
292	46	13.47	3.4150	24.3318	40.55	1274 Oskirko, Sergei
293	46	13.53	3.3999	24.2239	40.37	199 Bjurstrom, Jan Petter
294	50	14.77	3.3852	24.1198	40.20	73 Flugstad, Lars Christian

PRODUCTION -- Overall Stage Results

IPSC World Shoot XVI

Printed October 10, 2011 at 22:39




Stage 6 --

	PTS	TIME	HIT FACTOR	STAGE POINTS	STAGE PERCENT	COMPETITOR # Name
295	56	16.62	3.3694	24.0072	40.01	137 Tonnessen, Erik
296	46	13.73	3.3503	23.8711	39.79	316 Steiger, Thomas
297	52	15.60	3.3333	23.7500	39.58	444 Meichtry, Markus
298	56	16.81	3.3314	23.7359	39.56	1277 Kolobov, Aleksey
299	52	15.63	3.3269	23.7044	39.51	845 Sinichnikov, Vladimir
300	50	15.03	3.3267	23.7026	39.50	159 Kvarsnes, Hans Petter
301	46	13.83	3.3261	23.6985	39.50	901 KARCHEV, OLEG
302	50	15.04	3.3245	23.6868	39.48	207 Rundgren, Eddie
303	50	15.04	3.3245	23.6868	39.48	817 Radcliffe, Tony
304	44	13.25	3.3208	23.6604	39.43	318 Ceric, Suad
305	54	16.35	3.3028	23.5321	39.22	705 Vlasyev, Dmitry
306	52	15.82	3.2870	23.4197	39.03	1203 Behtsoudis, Apostolos
307	54	16.43	3.2867	23.4175	39.03	138 Eide, Nils Einar
308	52	15.99	3.2520	23.1707	38.62	161 Holst, Einar Johan
309	46	14.25	3.2281	23.0000	38.33	1169 Politakis, Lazaros
310	35	10.88	3.2169	22.9205	38.20	1190 Karapidakis, Marinos
311	46	14.56	3.1593	22.5103	37.52	91 TOIBIS, DOTAN
312	37	11.87	3.1171	22.2094	37.02	975 Milyukov, Alexander
313	50	16.26	3.0750	21.9096	36.52	507 Oliveira Ribas, Heraldo Sergio
314	54	17.74	3.0440	21.6883	36.15	455 Dimitrov, Milen
315	58	19.19	3.0224	21.5347	35.89	512 Takayanagui, Kazuo
316	48	15.93	3.0132	21.4689	35.78	641 Hagiantoniou, Stavros
317	44	14.63	3.0075	21.4286	35.71	1242 Gibney, Jim
318	50	16.80	2.9762	21.2054	35.34	1275 Karpenko, Valerii
319	44	14.86	2.9610	21.0969	35.16	205 Roos, Gunnar
320	31	10.57	2.9328	20.8964	34.83	878 Papadhoppulli, Nikolin
321	41	14.10	2.9078	20.7181	34.53	953 Athanasopoulos, Labros
322	50	17.27	2.8952	20.6283	34.38	128 Dunkley, Denise
323	52	17.97	2.8937	20.6177	34.36	963 Sarantis, Paul
324	46	15.93	2.8876	20.5744	34.29	217 Du Toit, Daniel
325	46	16.00	2.8750	20.4844	34.14	60 Diaz Diaz, Juan Jose
326	52	18.15	2.8650	20.4132	34.02	870 Gaisin, Ruslan
327	54	18.93	2.8526	20.3249	33.87	182 Maunula, Hannu
328	29	10.21	2.8404	20.2375	33.73	1147 Benazic, Zoran
329	48	16.91	2.8386	20.2247	33.71	1181 Glavopoulos, Christos
330	50	17.66	2.8313	20.1727	33.62	114 West, Roye
331	46	16.36	2.8117	20.0336	33.39	628 Perfileva, Irina
332	39	13.99	2.7877	19.8624	33.10	456 Markov, Metodi
333	46	16.64	2.7644	19.6965	32.83	106 Smyth, Samuel Paul
334	54	19.76	2.7328	19.4712	32.45	108 Spence, Martyn
335	41	15.09	2.7170	19.3588	32.26	499 Lobo Rodrigues, Jahir
336	50	18.42	2.7144	19.3404	32.23	1138 Pardis, Nikolaos

PRODUCTION -- Overall Stage Results

IPSC World Shoot XVI

Printed October 10, 2011 at 22:39



Stage 6 --

	PTS	TIME	HIT FACTOR	STAGE POINTS	STAGE PERCENT	COMPETITOR # Name
337	50	18.69	2.6752	19.0610	31.77	561 Cabuling, Ronello
338	40	15.00	2.6667	19.0000	31.67	1234 Al Shamsi, Rubayae
339	44	16.69	2.6363	18.7837	31.31	351 Tochilin, Pavel
340	37	14.15	2.6148	18.6307	31.05	1216 Tsangaropoulos, Charalambos
341	42	16.49	2.5470	18.1474	30.25	881 VASILYEVA, VERA
342	48	19.49	2.4628	17.5475	29.25	1187 Ivantsos, Stefanos
343	54	22.01	2.4534	17.4807	29.13	1259 Van Hof, Patrick
344	52	21.55	2.4130	17.1926	28.65	967 Shevchenko, Sergii
345	54	22.60	2.3894	17.0243	28.37	884 Miasnikov, Andrei
346	52	21.86	2.3788	16.9488	28.25	914 Bryson, Cheryl
347	52	22.08	2.3551	16.7799	27.97	854 CHEREPOV, ALEXEY
348	26	11.20	2.3214	16.5402	27.57	99 Chamberlain, Ian
349	31	13.38	2.3169	16.5078	27.51	1192 Karoumbalis, George
350	48	20.79	2.3088	16.4502	27.42	252 Lacle, Kenneth
351	48	20.79	2.3088	16.4502	27.42	654 Lourenco Gomesfilho, Roberto
352	41	17.85	2.2969	16.3655	27.28	1099 Lee, Nelson
353	54	23.54	2.2940	16.3445	27.24	204 Owe, Geir
354	46	20.41	2.2538	16.0583	26.76	1220 Chasogia, Efsthathia
355	50	23.12	2.1626	15.4087	25.68	861 ERMOLAEV, EVGENY
356	52	24.07	2.1604	15.3926	25.65	1269 Vapanen, Marja
357	29	13.84	2.0954	14.9296	24.88	377 Terving, Armin
358	58	27.76	2.0893	14.8865	24.81	1061 Leatham, Kippi
359	37	17.77	2.0822	14.8354	24.73	75 Solheim Schei, Fredrik
360	44	21.47	2.0494	14.6018	24.34	228 Kaunisto, Esa
361	37	18.41	2.0098	14.3197	23.87	1183 Exarchos, Konstantinos
362	52	26.35	1.9734	14.0607	23.43	201 Lindblad, Bjorn Terje
363	40	20.72	1.9305	13.7548	22.92	1264 Tsangarakis, Antonios
364	33	17.58	1.8771	13.3746	22.29	344 Kelterbaum, Reinhard
365	48	26.21	1.8314	13.0485	21.75	1124 Sulga, Marius
366	28	17.34	1.6148	11.5052	19.18	462 Michel, Walter
367	24	16.73	1.4345	10.2212	17.04	74 Askeland, Chris
368	44	30.96	1.4212	10.1260	16.88	321 Benthien, Horst
369	37	27.97	1.3228	9.4253	15.71	1206 Opsimos, Anestis
370	29	23.01	1.2603	8.9798	14.97	663 Perim, Rodrigo
371	29	23.64	1.2267	8.7405	14.57	945 Zieper, Warren
372	33	28.01	1.1782	8.3943	13.99	436 Kalme, Artur
373	33	32.06	1.0293	7.3339	12.22	381 Holloway, Joe
374	29	29.93	0.9689	6.9036	11.51	618 Filolias, Dimitrios
375	22	23.20	0.9483	6.7565	11.26	1211 Skouvaklis, Alexandros
376	35	41.43	0.8448	6.0192	10.03	922 Collins, Jeff
377	16	23.93	0.6686	4.7639	7.94	299 Seeto, Roderick
378	50	84.29	0.5932	4.2265	7.04	676 Romcy, Waleska

PRODUCTION -- Overall Stage Results

IPSC World Shoot XVI

Printed October 10, 2011 at 22:39




Stage 6 --

	PTS	TIME	HIT FACTOR	STAGE POINTS	STAGE PERCENT	COMPETITOR # Name
379	5	16.58	0.3016	2.1487	3.58	973 Gushchyn, Borys
380	0	41.53	0.0000	0.0000	0.00	1179 Voudiklari, Niki
381	0	0.00	0.0000	0.0000	0.00	1222 Efentakis, Emmanouil

MODIFIED -- Overall Stage Results**IPSC World Shoot XVI**

Printed October 10, 2011 at 22:39

**Stage 6 --**

	PTS	TIME	HIT FACTOR	STAGE POINTS	STAGE PERCENT	COMPETITOR # Name
1	60	6.23	9.6308	60.0000	100.00	1036 Vidanes, Jojo
2	58	6.48	8.9506	55.7623	92.94	1050 Voigt, Michael
3	57	6.45	8.8372	55.0558	91.76	879 Leatham, Rob
4	59	6.95	8.4892	52.8878	88.15	805 Helan, Vit
5	57	6.98	8.1662	50.8754	84.79	532 Morales, Jerome Jovanne
6	59	7.32	8.0601	50.2145	83.69	592 Dela Cruz, Lazaro Jr
7	58	7.33	7.9127	49.2960	82.16	449 Oliveira Ribas, Augusto Sergio
8	57	7.28	7.8297	48.7789	81.30	718 Cerrato, Davide
9	57	7.45	7.6510	47.6658	79.44	1030 Henes, Zdenek
10	58	7.85	7.3885	46.0306	76.72	690 La Bruna, Bruno
11	57	7.76	7.3454	45.7616	76.27	451 Panganiban, Christopher
12	59	8.06	7.3201	45.6042	76.01	463 Ebert, Rene
13	59	8.09	7.2930	45.4351	75.73	492 Coelho Martins, Ildeu Heller
14	59	8.16	7.2304	45.0453	75.08	1049 Dueck, Barry
15	55	7.63	7.2084	44.9083	74.85	522 Uygongco, Nelson
16	59	8.41	7.0155	43.7063	72.84	1033 Horinek, Milos
17	57	8.20	6.9512	43.3061	72.18	452 Papa, Enrico
18	59	8.51	6.9330	43.1927	71.99	465 Meier, Dominic
19	58	8.50	6.8235	42.5106	70.85	724 Volpe, Oronzo
20	58	8.54	6.7916	42.3115	70.52	717 Vezzoli, Roberto
21	59	8.82	6.6893	41.6746	69.46	1090 Tsiskakis, Manolis
22	57	8.70	6.5517	40.8172	68.03	464 Flass, Juergen
23	55	8.77	6.2714	39.0707	65.12	471 Arendt, Benjamin
24	57	9.15	6.2295	38.8098	64.68	336 Lange, Bernd
25	55	8.83	6.2288	38.8052	64.68	1035 Stedman, Roy
26	58	9.35	6.2032	38.6460	64.41	599 Mura, Gavino
27	53	8.60	6.1628	38.3942	63.99	429 Garcia, Antonio
28	59	9.63	6.1267	38.1693	63.62	1092 Stylianakis, Konstantinos
29	56	9.41	5.9511	37.0755	61.79	450 Costa Junior, Abrahao Felipe
30	57	9.63	5.9190	36.8754	61.46	340 Dvojmoc, Ludwig
31	57	9.83	5.7986	36.1251	60.21	173 Kykkanen, Harri
32	55	9.66	5.6936	35.4710	59.12	1268 Aalto, Jari
33	56	9.93	5.6395	35.1339	58.56	712 Sideri, Corrado
34	58	10.40	5.5769	34.7442	57.91	147 Perrone, Antonio
35	44	7.97	5.5207	34.3940	57.32	552 Figueiredo Cortes, Moacyrcaldonazi
36	56	10.20	5.4902	34.2039	57.01	529 Silveira Boaventura, Leandro
37	57	10.41	5.4755	34.1124	56.85	281 Shavit, Yoav
38	57	10.50	5.4286	33.8200	56.37	372 Schaefer, Markus
39	54	10.11	5.3412	33.2760	55.46	1055 Silva Medeiros, Jose Luiz
40	53	10.22	5.1859	32.3082	53.85	359 Mariack-Kraft, Lisa
41	41	7.95	5.1572	32.1296	53.55	701 Garcia, Felicito
42	54	10.84	4.9815	31.0351	51.73	825 Faure, Thierry

MODIFIED -- Overall Stage Results

IPSC World Shoot XVI

Printed October 10, 2011 at 22:39



Stage 6 --

	PTS	TIME	HIT FACTOR	STAGE POINTS	STAGE PERCENT	COMPETITOR # Name
43	56	11.57	4.8401	30.1538	50.26	1091 Zafiridis, Michail
44	38	8.31	4.5728	28.4886	47.48	376 Tagliamonte, Raffaele
45	55	12.56	4.3790	27.2811	45.47	788 Fernandes, Henrique
46	53	12.46	4.2536	26.5000	44.17	176 Anttila, Janne
47	54	12.70	4.2520	26.4898	44.15	731 Patria, Giorgio
48	55	13.16	4.1793	26.0372	43.40	426 Bonaldo, Massimo
49	45	11.19	4.0214	25.0536	41.76	175 Kivi, Matti
50	48	11.94	4.0201	25.0452	41.74	672 Taramelli, Nicolas
51	58	15.02	3.8615	24.0573	40.10	1089 Vorilas, Spyridon
52	50	13.17	3.7965	23.6522	39.42	1218 Tsiolakis, Konstantinos
53	33	9.44	3.4958	21.7786	36.30	785 Mottet, Andreas
54	39	15.92	2.4497	15.2619	25.44	1093 Babouris, Nektarios
55	49	23.37	2.0967	13.0625	21.77	490 Melo Gervasio, Helen
56	36	51.09	0.7046	4.3899	7.32	1140 Rigas, Efstathios
57	4	12.53	0.3192	1.9888	3.31	687 Papadopoulos, Vasileios

REVOLVER (STANDARD) -- Overall Stage Results

IPSC World Shoot XVI

Printed October 10, 2011 at 22:39



Stage 6 --

	PTS	TIME	HIT FACTOR	STAGE POINTS	STAGE PERCENT	COMPETITOR # Name
1	56	11.32	4.9470	60.0000	100.00	988 Kirchweger, Hermann
2	59	12.98	4.5455	55.1299	91.88	320 Back, Sascha
3	60	13.36	4.4910	54.4696	90.78	1034 Nemecek, Zdenek
4	56	13.10	4.2748	51.8473	86.41	530 Azevedo, Moacir
5	58	13.61	4.2616	51.6868	86.14	698 Della Savia, Alain Marco
6	57	13.66	4.1728	50.6097	84.35	1230 Lopez, Ricardo
7	52	12.67	4.1042	49.7779	82.96	993 Griffin, Matthew
8	58	14.33	4.0475	49.0898	81.82	338 Lindfors, Anders
9	58	14.74	3.9349	47.7244	79.54	744 Tranquilli, Valter
10	58	14.94	3.8822	47.0855	78.48	562 Chua, Phillipp
11	59	15.41	3.8287	46.4364	77.39	978 Ladic, Tibor
12	56	14.82	3.7787	45.8300	76.38	410 Knaus, Guenther
13	55	14.67	3.7491	45.4718	75.79	1016 Kolar, Milan
14	43	11.49	3.7424	45.3898	75.65	990 Miculek, Jerry
15	54	14.56	3.7088	44.9823	74.97	364 Schneider, Markus
16	59	16.63	3.5478	43.0298	71.72	332 Exner, Thomas
17	57	16.21	3.5163	42.6483	71.08	981 Walsh, Clifford
18	55	16.39	3.3557	40.6999	67.83	682 Ricciardi, Luca
19	55	16.70	3.2934	39.9444	66.57	290 Bergfeldt, Per
20	55	17.04	3.2277	39.1474	65.25	994 Sweeney, Patrick
21	51	16.38	3.1136	37.7630	62.94	700 Sartor, Marco
22	56	18.95	2.9551	35.8417	59.74	123 Eilertsen, Ole
23	57	19.37	2.9427	35.6907	59.48	467 Itani, Marwan
24	50	17.20	2.9070	35.2575	58.76	548 Garcia Rosado, Joao
25	44	16.11	2.7312	33.1258	55.21	289 Singsomboon, Tavesak
26	51	18.74	2.7215	33.0073	55.01	574 Arambulo, Raul
27	50	18.73	2.6695	32.3774	53.96	1135 Kontis, Georgios
28	49	18.82	2.6036	31.5781	52.63	600 Andriani, Giovanni
29	50	19.50	2.5641	31.0989	51.83	323 Rimmele, Marcus
30	52	20.39	2.5503	30.9311	51.55	550 Nilsson, Ola
31	51	20.65	2.4697	29.9543	49.92	494 Carvalho Marques Da Silva, Joao Rafael
32	44	17.83	2.4678	29.9303	49.88	1136 Kontopoulos, Ioannis
33	57	23.17	2.4601	29.8372	49.73	361 Rauer, Dietmar
34	50	21.55	2.3202	28.1405	46.90	151 Hella, John
35	53	22.94	2.3104	28.0215	46.70	1188 Kathareios, Christos
36	33	15.18	2.1739	26.3665	43.94	675 Montoro, Wanderley
37	59	27.79	2.1231	25.7498	42.92	667 Barbosa, Silvio Humberto
38	50	23.73	2.1070	25.5554	42.59	1134 Karagiannakis, Iosif
39	55	26.11	2.1065	25.5485	42.58	630 Zambonin, Claudio
40	41	19.71	2.0802	25.2294	42.05	470 Sio, Hubert
41	49	27.04	1.8121	21.9785	36.63	1164 Kriebardis, Anastasios
42	55	40.67	1.3523	16.4021	27.34	619 Rosas Torres, Rogerio

REVOLVER (STANDARD) -- Overall Stage Results

IPSC World Shoot XVI

Printed October 10, 2011 at 22:39



Stage 6 --

PTS	TIME	HIT FACTOR	STAGE POINTS	STAGE PERCENT	COMPETITOR # Name
43	56	41.55	1.3478	16.3466	27.24 1198 Labroulis, Konstantinos



Disqualified Shooters

No.	Name
-----	------

1	Pejo Sancristobal, Roberto Hebert
206	Kristiansen, Baard
237	Gonzalez, Jose Alfredo
241	Wallhead, Brian
286	Chavananand, Voravith
337	Ala, Johnny
369	Ksycki, Andre
373	Schaefer, Susanne
395	Wienbreyer, Michael
442	Waldmann, Daniel
486	Francisco, Adrian
510	Van Langendonck Florio, Joao Quirino
517	Lonn, Rolf
539	Lizares, Nilo Jesus
593	Dela Cruz, Marilyn
603	Torgashov, Andrey
660	Soldini, Susan
665	Sampaio Carvalho Lima, Ricardo A F
671	Nebel, Juan Carlos
674	Silva Almeida, Wagner Eustaqui
706	Biondi, Giuseppe
732	Magli, Esterino
866	KUZNETSOV, IVAN
886	Tregulov, Rustam
902	Vdovin, Evgeny
910	Bulgak, Lev
917	Zhuravliou, Aliaksandr
987	Randolph, Carina
1117	Dur, Muammer
1139	Petropoulos, Sotirios
1182	Dramalis, Paschalis
1208	Talentzakis, Spyridon
1225	Diakomihalis, Mihail
1229	Soulis, Georgios
1258	Lekkas, Stamatis
1278	Tokay, Salim