

OPEN -- Overall Stage Results

IPSC World Shoot XVI

Printed October 10, 2011 at 22:45



Stage 25 --

	PTS	TIME	HIT FACTOR	STAGE POINTS	STAGE PERCENT	COMPETITOR # Name
1	42	5.23	8.0306	45.0000	100.00	694 Borsari, Luca
2	41	5.19	7.8998	44.2671	98.37	1032 Coley, Shane
3	43	5.46	7.8755	44.1307	98.07	984 Tilley, Chris
4	41	5.28	7.7652	43.5126	96.69	651 Mcintosh, Brodie
5	42	5.43	7.7348	43.3425	96.32	382 Ballesteros, Jorge
6	43	5.56	7.7338	43.3370	96.30	735 GRAUFFEL, ERIC
7	41	5.41	7.5786	42.4670	94.37	974 Racaza, J J
8	42	5.58	7.5269	42.1774	93.73	1000 Kamenicek, Martin
9	43	5.92	7.2635	40.7016	90.45	185 Peltokoski, Raine
10	41	5.68	7.2183	40.4483	89.89	946 SEBO, ROBIN
11	44	6.10	7.2131	40.4192	89.82	1107 Kalogerakis, George
12	42	5.84	7.1918	40.2997	89.55	1020 Thompson, Ben
13	45	6.29	7.1542	40.0891	89.09	1095 CANETTA, IRENE
14	44	6.16	7.1429	40.0255	88.95	804 Neel, Nicholas
15	44	6.17	7.1313	39.9606	88.80	446 Schneider, Patrik
16	39	5.47	7.1298	39.9523	88.78	1054 Jarrett, Todd
17	44	6.18	7.1197	39.8960	88.66	283 Skoog, Lars-Tony
18	42	5.90	7.1186	39.8898	88.64	267 Kirsch, Saul
19	41	5.76	7.1181	39.8865	88.64	650 Mcconachie, David
20	44	6.19	7.1082	39.8315	88.51	649 Kotsoglo, Kalan
21	43	6.06	7.0957	39.7613	88.36	982 Eusibio, Kamille
22	44	6.26	7.0288	39.3861	87.52	168 Haugli, Steinar
23	42	5.98	7.0234	39.3562	87.46	977 Michel, Max
24	43	6.14	7.0033	39.2433	87.21	638 Graham, Gareth
25	45	6.44	6.9876	39.1554	87.01	943 Szackas, Alex
26	43	6.16	6.9805	39.1158	86.92	931 Markessinis, Nikita
27	43	6.22	6.9132	38.7385	86.09	244 Murdock, Lesgar
28	44	6.38	6.8966	38.6453	85.88	639 Hagiantoniou, Paul
29	42	6.13	6.8515	38.3931	85.32	240 Arthur, Justin
30	43	6.29	6.8362	38.3074	85.13	622 Blowers, Linda
31	45	6.59	6.8285	38.2641	85.03	610 Santos, Rald Abel
32	44	6.45	6.8217	38.2259	84.95	1008 PIJACEK, PETR
33	45	6.62	6.7976	38.0907	84.65	1081 Drummond, William
34	45	6.63	6.7873	38.0333	84.52	995 Jones, Rebecca
35	44	6.51	6.7588	37.8736	84.16	276 Rooijendijk, Lucien
36	43	6.43	6.6874	37.4733	83.27	125 Sandas, Frank
37	44	6.60	6.6667	37.3571	83.02	1110 Kavouklis, Nikolaos
38	41	6.16	6.6558	37.2965	82.88	916 Chang, Don
39	43	6.48	6.6358	37.1842	82.63	1123 Havlicek, Miroslav
40	42	6.34	6.6246	37.1215	82.49	187 Kadenius, Jyrki
41	42	6.34	6.6246	37.1215	82.49	208 Sparby, Frank
42	44	6.70	6.5672	36.7996	81.78	358 Loch, Marijan

OPEN -- Overall Stage Results**IPSC World Shoot XVI**

Printed October 10, 2011 at 22:45

**Stage 25 --**

	PTS	TIME	HIT FACTOR	STAGE POINTS	STAGE PERCENT	COMPETITOR # Name
43	45	6.87	6.5502	36.7046	81.57	266 Keppel, John
44	45	6.88	6.5407	36.6513	81.45	48 Rigueira, Jorge Omar
45	44	6.74	6.5282	36.5812	81.29	652 Soldini, David
46	45	6.90	6.5217	36.5450	81.21	614 Anderson, Natalie
47	38	5.84	6.5068	36.4616	81.03	713 Ravizzini, Paolo Andrea
48	43	6.64	6.4759	36.2882	80.64	534 Lim, Edwin Peter
49	42	6.52	6.4417	36.0966	80.21	739 Yang, Christopher
50	42	6.54	6.4220	35.9862	79.97	383 Espilez, Ivan
51	41	6.39	6.4163	35.9541	79.90	212 Osman, Mohamed Ziad
52	44	6.86	6.4140	35.9413	79.87	794 Hirano, Tetsuya
53	45	7.02	6.4103	35.9203	79.82	213 Gogos, Alexandros
54	44	6.88	6.3953	35.8368	79.64	278 Roorda, Richard
55	41	6.43	6.3764	35.7304	79.40	145 Menachem, Hemi
56	45	7.06	6.3739	35.7168	79.37	873 Auger, Michael
57	41	6.45	6.3566	35.6196	79.15	997 Francisco, Megan
58	45	7.08	6.3559	35.6159	79.15	303 Johnson, Anthony
59	45	7.10	6.3380	35.5156	78.92	581 Cu, Sonny
60	43	6.86	6.2682	35.1244	78.05	1044 Kneringer, Mario
61	40	6.39	6.2598	35.0771	77.95	250 Sonthiniwat, Peerapong
62	43	6.87	6.2591	35.0733	77.94	282 Sirison, Sasavat
63	45	7.19	6.2587	35.0710	77.94	952 Mchugh, Bernie
64	44	7.04	6.2500	35.0223	77.83	36 Montgomery, Hubert Thomas
65	42	6.72	6.2500	35.0223	77.83	124 Johansen, Are
66	43	6.88	6.2500	35.0223	77.83	508 Arthur, Rhys
67	42	6.74	6.2315	34.9184	77.60	1019 Townley, Rob
68	41	6.59	6.2215	34.8629	77.47	691 Ascioti, Giuseppe
69	44	7.10	6.1972	34.7264	77.17	692 Pusceddu, Daniele
70	44	7.10	6.1972	34.7264	77.17	1010 Ilarina, Alvin
71	41	6.62	6.1934	34.7049	77.12	608 Ramos, Angela Mariz
72	42	6.80	6.1765	34.6103	76.91	961 Samchek, Alan
73	45	7.29	6.1728	34.5899	76.87	1012 Horejsi, Lenka
74	44	7.14	6.1625	34.5318	76.74	951 Abad, Reynaldo
75	43	7.00	6.1429	34.4219	76.49	786 De Vos, Willy
76	45	7.35	6.1224	34.3076	76.24	801 Parise, Ettore
77	43	7.07	6.0820	34.0811	75.74	311 Ballesteros, Juan Carlos
78	38	6.25	6.0800	34.0697	75.71	736 Obriot, Emile
79	41	6.75	6.0741	34.0365	75.64	387 Wilda, Christian
80	44	7.26	6.0606	33.9610	75.47	566 Tarrade, Alain
81	43	7.10	6.0563	33.9371	75.42	1060 Harrison, Jessica
82	45	7.47	6.0241	33.7565	75.01	959 Runions, Ivan
83	43	7.16	6.0056	33.6527	74.78	528 Oliveira Cariello, Horacio
84	43	7.17	5.9972	33.6058	74.68	501 Lucena Ferreira, Jose Josias

OPEN -- Overall Stage Results**IPSC World Shoot XVI**

Printed October 10, 2011 at 22:45

**Stage 25 --**

	PTS	TIME	HIT FACTOR	STAGE POINTS	STAGE PERCENT	COMPETITOR # Name
85	43	7.17	5.9972	33.6058	74.68	1017 Benedetto, Edwin
86	45	7.52	5.9840	33.5320	74.52	454 Kwan, Billy
87	44	7.36	5.9783	33.4996	74.44	397 Gonzalez, Javier
88	43	7.21	5.9639	33.4194	74.27	778 Hansen, Johan
89	45	7.55	5.9603	33.3988	74.22	949 Lee, Athena
90	43	7.22	5.9557	33.3731	74.16	730 Todaro, Giuseppe
91	44	7.40	5.9459	33.3185	74.04	348 Kroener, Matthias
92	39	6.56	5.9451	33.3139	74.03	918 Saiti, Naim
93	43	7.24	5.9392	33.2809	73.96	1068 Brister, Johnny
94	39	6.57	5.9361	33.2632	73.92	714 Barbizzi, Daniele
95	41	6.92	5.9249	33.2004	73.78	264 Faro, Rien
96	43	7.26	5.9229	33.1892	73.75	647 Edwards, Phillip
97	41	6.93	5.9163	33.1524	73.67	685 Quertinier, Stephane
98	42	7.10	5.9155	33.1479	73.66	186 Runtti, Petri
99	44	7.48	5.8824	32.9622	73.25	20 Schoeman, Daniel
100	43	7.35	5.8503	32.7828	72.85	543 Ladroma, Nolito
101	44	7.53	5.8433	32.7433	72.76	118 Lee, Kyrre Magnus
102	41	7.03	5.8321	32.6809	72.62	596 Wallin, Joakim
103	39	6.69	5.8296	32.6666	72.59	500 Stevenson Carvalho, Joao Carlos
104	45	7.72	5.8290	32.6633	72.59	133 Bishop, Brian
105	41	7.06	5.8074	32.5420	72.32	130 Manson, Aaron P
106	45	7.75	5.8065	32.5369	72.30	408 Glas, Thomas
107	40	6.91	5.7887	32.4375	72.08	601 Martino, Massimo
108	45	7.79	5.7766	32.3698	71.93	498 Mangudatu, Suharto Al Wali
109	43	7.45	5.7718	32.3428	71.87	616 Desagneaux, Jean-Luc
110	42	7.28	5.7692	32.3283	71.84	623 Blowers, Karla
111	40	6.95	5.7554	32.2508	71.67	1040 Arredondo, Ralph
112	37	6.43	5.7543	32.2445	71.65	591 Panganiban, Carlos
113	42	7.30	5.7534	32.2397	71.64	1071 Neel, Lee
114	38	6.63	5.7315	32.1170	71.37	950 Lim, Johnny
115	42	7.34	5.7221	32.0640	71.25	1057 Tyrakis, Ioannis
116	45	7.87	5.7179	32.0407	71.20	1202 Maragoudakis, Ioannis
117	41	7.18	5.7103	31.9981	71.11	140 Wiel, Elisabeth
118	43	7.54	5.7029	31.9567	71.01	22 Gaspar, Abel
119	43	7.55	5.6954	31.9144	70.92	679 Montesanto, Francesco Paolo
120	41	7.21	5.6865	31.8650	70.81	556 Agustin, Kenneth Ray
121	43	7.59	5.6653	31.7462	70.55	1074 Weber, Guenther
122	44	7.78	5.6555	31.6912	70.42	431 Riubrugent, Victor
123	45	7.96	5.6533	31.6785	70.40	37 Dadamia, Goolam
124	43	7.61	5.6505	31.6628	70.36	792 Boccia, Maurizio
125	42	7.47	5.6225	31.5060	70.01	284 Srijinta-Anggul, Wat
126	39	6.96	5.6034	31.3993	69.78	1028 Manning, Blake

OPEN -- Overall Stage Results**IPSC World Shoot XVI**


Printed October 10, 2011 at 22:45

**Stage 25 --**

	PTS	TIME	HIT FACTOR	STAGE POINTS	STAGE PERCENT	COMPETITOR # Name
127	42	7.50	5.6000	31.3800	69.73	214 Van Der Merwe, Kenneth
128	42	7.51	5.5925	31.3382	69.64	602 D'agostino, Marcello
129	43	7.70	5.5844	31.2927	69.54	275 Rodigas, Eduard
130	40	7.17	5.5788	31.2612	69.47	793 Botturi, Enri
131	43	7.71	5.5772	31.2521	69.45	563 Mangudadatu, Rubbil
132	44	7.89	5.5767	31.2493	69.44	579 Cheesman, Enrique
133	43	7.74	5.5556	31.1310	69.18	47 Gigli, Fabricio
134	45	8.10	5.5556	31.1310	69.18	189 Partanen, Simo
135	41	7.38	5.5556	31.1310	69.18	742 Mazzara, Davide
136	44	7.93	5.5485	31.0917	69.09	656 Sameshima, Kazuki
137	42	7.57	5.5482	31.0898	69.09	738 Obriot, Thierry
138	39	7.07	5.5163	30.9108	68.69	571 Tuan, Keo Dale
139	41	7.44	5.5108	30.8799	68.62	1066 Smith, Brian
140	45	8.18	5.5012	30.8265	68.50	893 Kakoyiannis, Efstathios
141	44	8.00	5.5000	30.8196	68.49	423 Haas, Peter
142	43	7.86	5.4707	30.6557	68.12	1043 Steurer, Margit
143	42	7.68	5.4688	30.6445	68.10	384 Metzner, Michael
144	43	7.88	5.4569	30.5779	67.95	360 Mueller, Kerstin
145	42	7.72	5.4404	30.4857	67.75	998 Kamenicek, Miroslav
146	45	8.34	5.3957	30.2351	67.19	219 Van Den Berg, Ets
147	44	8.16	5.3922	30.2153	67.15	612 Tan, Mary Grace
148	45	8.38	5.3699	30.0908	66.87	193 Partanen, Pekka
149	40	7.45	5.3691	30.0863	66.86	1027 Ramirez, Robert
150	43	8.01	5.3683	30.0816	66.85	1078 Francisco, Ronald
151	42	7.83	5.3640	30.0575	66.79	1076 Kraushofer, Roland
152	42	7.85	5.3503	29.9809	66.62	391 Schneider, Franz
153	43	8.04	5.3483	29.9693	66.60	215 Bouwer, Pieter
154	44	8.23	5.3463	29.9583	66.57	46 Latorre, Ariel Rodrigo
155	44	8.24	5.3398	29.9220	66.49	1252 Chalkiopoulos, Kostas
156	41	7.68	5.3385	29.9149	66.48	519 Hinojales, Stephen John
157	41	7.68	5.3385	29.9149	66.48	642 Da Costa, Patrice
158	43	8.09	5.3152	29.7841	66.19	583 Cuyong, Lydia Abigail
159	43	8.13	5.2891	29.6376	65.86	1116 Clausen, Torsten
160	44	8.35	5.2695	29.5278	65.62	200 Besana, Emanuele
161	41	7.79	5.2632	29.4925	65.54	1126 Bonomi, Cristian
162	43	8.18	5.2567	29.4564	65.46	388 Winkler, Oliver
163	44	8.40	5.2381	29.3520	65.23	648 Williams, Peter
164	41	7.85	5.2229	29.2671	65.04	51 Belletti, Carlo
165	43	8.24	5.2184	29.2419	64.98	851 Lauwers, Marc
166	42	8.05	5.2174	29.2360	64.97	797 Fristrup, Klaus
167	45	8.63	5.2144	29.2191	64.93	620 Blackaller, David
168	45	8.63	5.2144	29.2191	64.93	938 Koch, Frank

OPEN -- Overall Stage Results**IPSC World Shoot XVI**

Printed October 10, 2011 at 22:45

**Stage 25 --**

	PTS	TIME	HIT FACTOR	STAGE POINTS	STAGE PERCENT	COMPETITOR # Name
169	43	8.25	5.2121	29.2065	64.90	393 Thurner, Helmut
170	40	7.69	5.2016	29.1473	64.77	385 Weuster, Frank
171	42	8.08	5.1980	29.1275	64.73	324 Mangudadatu, Mariam
172	37	7.13	5.1893	29.0788	64.62	1153 Savidis, Ioannis
173	42	8.11	5.1788	29.0197	64.49	740 Makarounas, Michail
174	41	7.93	5.1702	28.9718	64.38	737 Gibert, Philippe
175	43	8.33	5.1621	28.9260	64.28	900 KARCHEV, DANIL
176	40	7.75	5.1613	28.9217	64.27	1144 Bortot, Roberto
177	33	6.42	5.1402	28.8034	64.01	331 Eidenschink, Bernhard
178	44	8.57	5.1342	28.7698	63.93	300 Chantharatanachok, Nikorn
179	41	8.01	5.1186	28.6824	63.74	999 Miculek, Kay
180	38	7.47	5.0870	28.5054	63.35	188 Alenius, Jesse
181	43	8.47	5.0767	28.4479	63.22	751 Zanardi, Enzo
182	40	7.89	5.0697	28.4085	63.13	1056 Fessas, Dimitrios
183	43	8.49	5.0648	28.3809	63.07	1108 Drakakis, Panagiotis
184	44	8.72	5.0459	28.2749	62.83	333 Frindt, Norbert
185	40	7.94	5.0378	28.2296	62.73	741 Ricci, Niccolo'
186	43	8.54	5.0351	28.2147	62.70	896 Fotopoulou, Marianna
187	39	7.75	5.0323	28.1986	62.66	152 Klov, Morten
188	43	8.61	4.9942	27.9853	62.19	1039 Sustrova, Katerina
189	42	8.41	4.9941	27.9845	62.19	586 Levanza, Catherine
190	45	9.03	4.9834	27.9248	62.06	380 Kobler, Wolfgang
191	44	8.83	4.9830	27.9227	62.05	1113 Liberti, Giovanni Furio
192	43	8.64	4.9769	27.8881	61.97	624 Carey, Mark
193	43	8.65	4.9711	27.8559	61.90	134 Skotte, Eddy
194	43	8.69	4.9482	27.7277	61.62	459 Spies, Axel
195	43	8.69	4.9482	27.7277	61.62	111 Greenway, Steve
196	38	7.70	4.9351	27.6540	61.45	555 Heller, Jessey
197	39	7.92	4.9242	27.5933	61.32	309 Mak, Kam Sing
198	38	7.73	4.9159	27.5467	61.21	327 Bettermann, Heribert
199	44	8.98	4.8998	27.4563	61.01	272 Van Noord, Desiree
200	41	8.39	4.8868	27.3834	60.85	1143 Manzoni, Cristiano
201	43	8.80	4.8864	27.3811	60.85	485 Talaga, Ramil
202	41	8.40	4.8810	27.3508	60.78	621 Blowers, Alain
203	27	5.55	4.8649	27.2606	60.58	941 Lalonde, Bruce
204	30	6.17	4.8622	27.2459	60.55	26 Minaglia, Daniel Horacio
205	44	9.06	4.8565	27.2138	60.48	767 Altuna, Denis
206	43	8.86	4.8533	27.1957	60.43	594 Delos Santos, Joey
207	45	9.28	4.8491	27.1725	60.38	782 Bencivenni, Ivano
208	40	8.25	4.8485	27.1688	60.38	826 Hazan, Albert
209	41	8.47	4.8406	27.1247	60.28	254 Keaney, Paul
210	44	9.10	4.8352	27.0942	60.21	748 Desaugere, Jean-Francois

OPEN -- Overall Stage Results**IPSC World Shoot XVI**

Printed October 10, 2011 at 22:45

**Stage 25 --**

	PTS	TIME	HIT FACTOR	STAGE POINTS	STAGE PERCENT	COMPETITOR # Name
211	42	8.70	4.8276	27.0517	60.11	1254 Kartapanis, Ioannis
212	44	9.14	4.8140	26.9756	59.95	551 Caplan De Araujo, Marcio Gabriel
213	43	9.00	4.7778	26.7726	59.49	895 Delikostidis, Efrem
214	43	9.05	4.7514	26.6247	59.17	72 Heldaas, Bjorn
215	39	8.21	4.7503	26.6187	59.15	1067 Pelissier, Michael
216	39	8.24	4.7330	26.5218	58.94	326 Baumgaertner, Agnes
217	44	9.31	4.7261	26.4830	58.85	584 Hizon, Miguelito
218	43	9.10	4.7253	26.4784	58.84	398 Ballesteros, Lorena
219	42	8.98	4.6771	26.2082	58.24	898 Bergele, Konstantina
220	33	7.08	4.6610	26.1183	58.04	1042 Kraushofer, Gabriele
221	43	9.23	4.6587	26.1055	58.01	349 LENNERT, ADAM
222	41	9.01	4.5505	25.4990	56.66	634 Carroll, Lex
223	41	9.06	4.5254	25.3583	56.35	1031 Tanaka, Brian
224	41	9.12	4.4956	25.1915	55.98	195 Ovaskainen, Pentti
225	34	7.61	4.4678	25.0357	55.63	1097 HUTTNER, ELI
226	36	8.06	4.4665	25.0284	55.62	1029 Levanza-Rosales, Valerie
227	39	8.77	4.4470	24.9190	55.38	564 Mangudadatu, Datu Yassin
228	40	9.00	4.4444	24.9048	55.34	425 Zanardi, Anna Maria
229	43	9.70	4.4330	24.8406	55.20	670 Sabe, Jose Guilherme
230	45	10.20	4.4118	24.7216	54.94	1162 Babouris, Vasileios
231	42	9.55	4.3979	24.6440	54.76	568 Heller, Joshua
232	36	8.19	4.3956	24.6311	54.74	399 Fernandez, Pilar
233	29	6.61	4.3873	24.5845	54.63	835 Nordberg, Johan
234	39	8.92	4.3722	24.4999	54.44	400 Barros, Cristina
235	44	10.10	4.3564	24.4116	54.25	1152 Mavilidi, Aggeliki
236	28	6.46	4.3344	24.2879	53.97	560 Morales, Agustin
237	41	9.46	4.3340	24.2861	53.97	192 Kajasranta-Alenius, Jaana
238	39	9.04	4.3142	24.1747	53.72	829 Pedersen, Frants Bo
239	43	10.03	4.2871	24.0233	53.39	1041 Hasenkopf, Notburga
240	43	10.05	4.2786	23.9755	53.28	154 Dyro, Herman
241	41	9.67	4.2399	23.7587	52.80	1109 Madaros, Konstantinos
242	44	10.38	4.2389	23.7531	52.78	913 Breslawski, Joseph
243	27	6.38	4.2320	23.7142	52.70	460 Schraner, Remo
244	37	8.75	4.2286	23.6951	52.66	940 Kovic, Josko
245	45	10.65	4.2254	23.6771	52.62	1265 Mangudadatu, Suharto
246	28	6.64	4.2169	23.6295	52.51	85 Blum, Nicolas
247	44	10.46	4.2065	23.5714	52.38	1014 Yamaguchi, Hiroyoshi
248	44	10.52	4.1825	23.4370	52.08	64 Zarzif, Nachum Jonatan
249	40	9.57	4.1797	23.4214	52.05	646 Dwyer, Bernie
250	35	8.38	4.1766	23.4039	52.01	363 Remek, Claudia
251	38	9.21	4.1259	23.1201	51.38	174 Kreuzer, Kurt
252	26	6.31	4.1204	23.0892	51.31	389 Lindenmayer, Christian

OPEN -- Overall Stage Results**IPSC World Shoot XVI**

Printed October 10, 2011 at 22:45

**Stage 25 --**

	PTS	TIME	HIT FACTOR	STAGE POINTS	STAGE PERCENT	COMPETITOR # Name
253	33	8.01	4.1199	23.0859	51.30	930 Markessinis, Tommy
254	38	9.23	4.1170	23.0700	51.27	575 Barcelona, Ronaldo
255	30	7.29	4.1152	23.0600	51.24	1075 Volk, Franz
256	39	9.51	4.1009	22.9799	51.07	93 SHAPIRA, TAL
257	39	9.53	4.0923	22.9317	50.96	367 Falco De Souza, Daniel
258	33	8.09	4.0791	22.8576	50.79	546 Gonzaga, Fernando
259	36	8.91	4.0404	22.6407	50.31	657 Motonari, Shinji
260	27	6.70	4.0299	22.5816	50.18	194 Niemela, Juha
261	30	7.47	4.0161	22.5043	50.01	661 Vardanega, Paul
262	42	10.50	4.0000	22.4143	49.81	270 Lambrechts, Johan
263	36	9.01	3.9956	22.3894	49.75	942 Sousa, Fernando
264	30	7.52	3.9894	22.3547	49.68	234 Jacobs, Adnaan
265	44	11.16	3.9427	22.0929	49.10	580 Coseteng, Evelyn Jean
266	43	10.96	3.9234	21.9848	48.86	163 Ally, Hishaam
267	41	10.62	3.8606	21.6334	48.07	1171 Rigtrup, Jorgen
268	40	10.37	3.8573	21.6145	48.03	645 Docwra, Ray
269	28	7.28	3.8462	21.5522	47.89	263 Drummen, Maurice
270	27	7.20	3.7500	21.0134	46.70	371 Schaefer, Hans-Peter
271	41	10.99	3.7307	20.9050	46.46	897 Saxoni, Dimitra
272	41	11.04	3.7138	20.8104	46.25	1172 Gerencser, Miklos
273	39	10.51	3.7108	20.7935	46.21	1079 Ramirez, Ericka
274	40	10.87	3.6799	20.6203	45.82	392 Schulte, Andreas
275	30	8.22	3.6496	20.4510	45.45	132 Harris, John
276	32	8.77	3.6488	20.4463	45.44	680 Romani, Carlo
277	26	7.13	3.6466	20.4338	45.41	926 Gould, Jon
278	26	7.14	3.6415	20.4052	45.34	504 Mangudadatu, Datu Pax Ali
279	28	7.71	3.6316	20.3502	45.22	54 Van Den Berg, Jan Fouche
280	34	9.42	3.6093	20.2252	44.94	61 Esposito, Antonio Hector
281	29	8.04	3.6070	20.2119	44.92	696 Rovey, Maurizio
282	26	7.21	3.6061	20.2071	44.90	2 Gastelumendi Schunk, Mario Sebastian
283	36	10.16	3.5433	19.8552	44.12	109 Cowen, David
284	41	11.62	3.5284	19.7716	43.94	345 Knapstein, Paul
285	41	11.69	3.5073	19.6532	43.67	1038 Vidanes, Claudia
286	29	8.34	3.4772	19.4848	43.30	1052 Chung, Lily
287	28	8.26	3.3898	18.9952	42.21	23 Larranaga Leone, Omar
288	43	12.71	3.3832	18.9578	42.13	894 Meimaridis, George
289	27	8.00	3.3750	18.9121	42.03	390 Nuernberg, Philipp
290	23	6.87	3.3479	18.7601	41.69	948 Baraoidan, Norberto
291	27	8.07	3.3457	18.7480	41.66	330 Ebenhoeh, Julia
292	44	13.18	3.3384	18.7069	41.57	635 Clark, Graeme
293	32	9.74	3.2854	18.4101	40.91	94 Glik, Zvi
294	45	13.72	3.2799	18.3791	40.84	1160 Orfanaki, Irene

OPEN -- Overall Stage Results**IPSC World Shoot XVI**

Printed October 10, 2011 at 22:45

**Stage 25 --**

	PTS	TIME	HIT FACTOR	STAGE POINTS	STAGE PERCENT	COMPETITOR # Name
295	40	12.22	3.2733	18.3423	40.76	626 Graham, Gina
296	42	13.19	3.1842	17.8431	39.65	1168 Tsernat-Korboy, Dorothea
297	29	9.13	3.1763	17.7989	39.55	268 Kisters, Rob
298	26	8.24	3.1553	17.6812	39.29	587 Navato, Janice
299	39	12.37	3.1528	17.6669	39.26	540 Fontanilla, Bayani Jr
300	30	9.66	3.1056	17.4024	38.67	269 Van Koolwijk, Jacky
301	28	9.03	3.1008	17.3754	38.61	966 Silva, Jose
302	26	8.42	3.0879	17.3032	38.45	853 Ronsse, Jurgen
303	27	8.75	3.0857	17.2910	38.42	171 Montgomery, Hanlie
304	30	9.73	3.0832	17.2772	38.39	259 Tang, Kam Tim
305	25	8.12	3.0788	17.2524	38.34	798 Schieck, Peter
306	29	9.44	3.0720	17.2144	38.25	45 Tripoli, Martin Horacio
307	26	8.48	3.0660	17.1808	38.18	695 MASSA, STEFANO
308	32	10.57	3.0274	16.9645	37.70	310 Ngan, Man Lai Emily
309	41	13.57	3.0214	16.9305	37.62	771 Andersen, Tim
310	26	8.90	2.9213	16.3700	36.38	848 Polizois, Dimitrios
311	23	7.98	2.8822	16.1506	35.89	565 Mangudadatu, Datu Muhaimin
312	29	10.22	2.8376	15.9005	35.33	39 Halpern, Shalom
313	25	8.85	2.8249	15.8293	35.18	954 Pellicori, Stephen
314	27	9.73	2.7749	15.5495	34.55	407 Gallenbach, Heinz
315	31	11.22	2.7629	15.4822	34.40	750 Fromajot, Philippe
316	29	10.51	2.7593	15.4618	34.36	1141 Savelidis, Haralambos
317	20	7.27	2.7510	15.4156	34.26	933 Moore, Barry
318	29	10.59	2.7384	15.3450	34.10	689 Perruccino, Patrizia
319	25	9.31	2.6853	15.0472	33.44	779 Hansen, John Westgard
320	43	16.73	2.5702	14.4025	32.01	1237 Ullmann, Josef
321	22	8.59	2.5611	14.3514	31.89	198 Solberg, Bjorn Richard
322	26	10.38	2.5048	14.0359	31.19	365 Schrader, Heiko
323	17	6.92	2.4566	13.7660	30.59	342 Henking, Mathias
324	40	16.81	2.3795	13.3339	29.63	925 Gould, Dianne
325	19	8.07	2.3544	13.1930	29.32	980 Sera, Martina
326	26	11.39	2.2827	12.7913	28.43	872 Hansen, Fred
327	14	6.41	2.1841	12.2387	27.20	461 Angerer, Klaus
328	18	8.51	2.1152	11.8524	26.34	929 Mackay, Wade
329	13	6.15	2.1138	11.8449	26.32	768 Balesi, Daniel
330	33	16.31	2.0233	11.3377	25.19	1024 Puskas, Geza
331	25	12.43	2.0113	11.2703	25.05	605 Christovasilis, Dimitrios
332	14	7.18	1.9499	10.9262	24.28	511 Gino, Edcel John
333	24	12.47	1.9246	10.7847	23.97	115 Sanders, Robert
334	22	11.45	1.9214	10.7667	23.93	989 FUCHS, ANTON
335	16	8.69	1.8412	10.3173	22.93	203 Christiansen, Anders
336	14	8.46	1.6548	9.2730	20.61	191 Kotkatvuori, Jorma

OPEN -- Overall Stage Results**IPSC World Shoot XVI**

Printed October 10, 2011 at 22:45

**Stage 25 --**

	PTS	TIME	HIT FACTOR	STAGE POINTS	STAGE PERCENT	COMPETITOR # Name
337	26	16.13	1.6119	9.0324	20.07	1084 Neonakis, Nikolaos
338	11	7.00	1.5714	8.8056	19.57	481 Silva Oliveira, Demetrius
339	12	7.68	1.5625	8.7556	19.46	77 Dagan, Yael
340	32	21.68	1.4760	8.2710	18.38	96 Monteiro, Emerico
341	13	9.10	1.4286	8.0051	17.79	243 RAM, DAVID
342	13	9.17	1.4177	7.9440	17.65	808 Mondaca, Miguel
343	11	8.10	1.3580	7.6098	16.91	196 Kosola, Vesa
344	15	11.15	1.3453	7.5384	16.75	1023 Korondan, Attila
345	12	9.20	1.3043	7.3090	16.24	202 Haarberg, Stephen Alexand
346	23	19.23	1.1960	6.7021	14.89	25 Anastasiou, John
347	10	9.99	1.0010	5.6092	12.46	131 Yeung, Danny Tai Chow
348	9	9.82	0.9165	5.1357	11.41	44 Balbi, Martin Ernesto
349	13	14.28	0.9104	5.1013	11.34	279 Sasabone, John
350	4	6.83	0.5857	3.2817	7.29	515 Betschart, Bruno
351	12	21.43	0.5600	3.1378	6.97	935 Li, Qing
352	6	11.20	0.5357	3.0019	6.67	144 Johansen, Roger
353	4	9.29	0.4306	2.4127	5.36	827 Bouchoucha, Marc
354	4	11.69	0.3422	1.9174	4.26	1195 Kelesis, Dimitrios
355	4	15.11	0.2647	1.4834	3.30	435 Tsuzmarova, Jelena
356	0	13.44	0.0000	0.0000	0.00	434 Belyshev, Sergei
357	0	0.00	0.0000	0.0000	0.00	255 Saaiman, Jan Andries
358	0	0.00	0.0000	0.0000	0.00	190 Suominen, Jukka
359	0	12.78	0.0000	0.0000	0.00	164 Biermann, Alexis
360	0	18.14	0.0000	0.0000	0.00	1224 Haritos, Ioannis
361	0	0.00	0.0000	0.0000	0.00	1209 Saouridou, Eleonora
362	0	12.48	0.0000	0.0000	0.00	1058 Clark, Debra
363	0	0.00	0.0000	0.0000	0.00	936 Wolf, Michael
364	0	0.00	0.0000	0.0000	0.00	1201 Mantzaridis, Christos

STANDARD -- Overall Stage Results

IPSC World Shoot XVI

Printed October 10, 2011 at 22:45



Stage 25 --

	PTS	TIME	HIT FACTOR	STAGE POINTS	STAGE PERCENT	COMPETITOR # Name
1	43	6.62	6.4955	45.0000	100.00	1047 Sweeney, Matthew
2	44	6.92	6.3584	44.0503	97.89	92 Monastirsky, Evgeny
3	44	6.92	6.3584	44.0503	97.89	401 Jaime, Juan Carlos
4	44	7.06	6.2323	43.1768	95.95	1015 MIGUEZ, BLAKE
5	45	7.36	6.1141	42.3581	94.13	558 Dionisio, Jethro
6	43	7.05	6.0993	42.2553	93.90	402 Midgley, Gregory
7	43	7.08	6.0734	42.0763	93.50	658 Batki, Gyorgy
8	42	7.03	5.9744	41.3901	91.98	983 ZNAMENACEK, PETR
9	43	7.21	5.9639	41.3176	91.82	699 Bragagnolo, Max
10	43	7.32	5.8743	40.6967	90.44	453 Rivera, Edward
11	44	7.50	5.8667	40.6437	90.32	915 Burrell, Michael
12	42	7.17	5.8577	40.5819	90.18	424 Kuenzler, Oliver
13	41	7.19	5.7024	39.5055	87.79	1009 Bragg, Emanuel
14	42	7.43	5.6528	39.1618	87.03	683 Santarcangelo, Adriano Ciro
15	41	7.37	5.5631	38.5406	85.65	355 Damm, Oliver
16	39	7.02	5.5556	38.4884	85.53	924 Gagnon, Miguel
17	42	7.57	5.5482	38.4375	85.42	394 Mangarov, Dimitar
18	44	7.94	5.5416	38.3914	85.31	964 Sicotte, Pascal
19	43	7.78	5.5270	38.2905	85.09	816 Davoli, Fabio
20	43	7.88	5.4569	37.8046	84.01	258 Kaewmuangpet, Narongsak
21	44	8.08	5.4455	37.7262	83.84	416 Cases, Antonio
22	42	7.74	5.4264	37.5933	83.54	1018 Butler, Taran
23	44	8.12	5.4187	37.5404	83.42	482 Spatoulas, Ioannis
24	42	7.80	5.3846	37.3041	82.90	796 Birkjaer, Ulrik
25	40	7.48	5.3476	37.0476	82.33	576 Bernabe, Joseph
26	40	7.53	5.3121	36.8016	81.78	1013 Podlesak, Roman
27	44	8.29	5.3076	36.7706	81.71	537 Cortes, Kevin
28	45	8.50	5.2941	36.6772	81.50	1087 Papagrigoriou, Evangelos
29	44	8.32	5.2885	36.6380	81.42	65 Friendship, Paul Gary
30	43	8.16	5.2696	36.5074	81.13	210 Engelbrecht, Hermanus
31	45	8.57	5.2509	36.3776	80.84	775 Bettoni, Leonardo
32	42	8.00	5.2500	36.3715	80.83	763 Poiret, Jerome
33	44	8.40	5.2381	36.2890	80.64	1006 Widla, Radoslaw
34	39	7.49	5.2069	36.0732	80.16	1077 Post, Gottfried
35	41	7.88	5.2030	36.0462	80.10	516 Kastell, Peter
36	44	8.46	5.2009	36.0317	80.07	607 Pible, Israelito
37	40	7.72	5.1813	35.8959	79.77	776 Ostling, Mikael
38	42	8.11	5.1788	35.8782	79.73	146 Kolia, Muhammed
39	42	8.13	5.1661	35.7899	79.53	297 Andersson, Robert
40	44	8.57	5.1342	35.5692	79.04	245 Backstrom, Mats O
41	44	8.59	5.1222	35.4864	78.86	117 Ciesielski, Marcin
42	40	7.82	5.1151	35.4369	78.75	986 Liehne, Zdenek

STANDARD -- Overall Stage Results

IPSC World Shoot XVI

Printed October 10, 2011 at 22:45



Stage 25 --

	PTS	TIME	HIT FACTOR	STAGE POINTS	STAGE PERCENT	COMPETITOR # Name
43	43	8.42	5.1069	35.3800	78.62	166 Ostgaard, Haavard
44	44	8.62	5.1044	35.3629	78.58	711 Forlani, Dario
45	42	8.24	5.0971	35.3121	78.47	221 Kuisma, Mikko
46	40	7.85	5.0955	35.3014	78.45	784 Gomez, Estuardo
47	44	8.67	5.0750	35.1589	78.13	415 Cervera, Manuel
48	44	8.67	5.0750	35.1589	78.13	247 Lindstedt, Lars
49	44	8.74	5.0343	34.8773	77.51	831 JENSEN, RALF K
50	45	8.96	5.0223	34.7942	77.32	830 Wolff, Ebbe
51	45	9.05	4.9724	34.4482	76.55	227 Alenius, Jouni
52	44	8.88	4.9550	34.3275	76.28	725 D'alessandro, Mauro
53	43	8.70	4.9425	34.2414	76.09	506 Mariano Barbosa, Gabriel Garcia
54	38	7.71	4.9287	34.1453	75.88	871 Hansen, Sean
55	44	8.93	4.9272	34.1353	75.86	527 Domingues Oliveira, Lucimar
56	41	8.34	4.9161	34.0581	75.68	119 Due, Dag Petter
57	42	8.63	4.8667	33.7164	74.93	864 Margodt, Steve
58	42	8.66	4.8499	33.5995	74.67	10 Roitman, Patricio
59	44	9.10	4.8352	33.4976	74.44	211 Patzen, Heinrich
60	43	8.92	4.8206	33.3969	74.22	1069 Novak, Robert
61	41	8.51	4.8179	33.3777	74.17	1004 Gawenda, Boguslaw
62	45	9.35	4.8128	33.3429	74.10	55 Kay, Ian Lawrence
63	45	9.37	4.8026	33.2717	73.94	606 Gonzales, Dan
64	44	9.20	4.7826	33.1335	73.63	148 Syversen, Lars
65	43	9.00	4.7778	33.1000	73.56	865 Saudemont, Tom
66	43	9.02	4.7672	33.0266	73.39	477 Nogueira Sette Bicalho, Carlos Eduardo
67	43	9.03	4.7619	32.9900	73.31	313 Slim, Marcel
68	40	8.40	4.7619	32.9900	73.31	996 Puente, Ted
69	43	9.05	4.7514	32.9171	73.15	684 Simula, Salvatore
70	43	9.06	4.7461	32.8808	73.07	396 Astroth, Marcus
71	40	8.44	4.7393	32.8337	72.96	1063 Nonaka, Tori
72	44	9.30	4.7312	32.7772	72.84	230 Poikonen, Kristian
73	42	8.88	4.7297	32.7671	72.82	209 Peacock, Justin James
74	43	9.12	4.7149	32.6645	72.59	955 Penner, Scott
75	42	8.95	4.6927	32.5108	72.25	743 Commisso, Emanuele
76	41	8.76	4.6804	32.4251	72.06	839 Lindberg, Henrik Have
77	44	9.46	4.6512	32.2228	71.61	927 Hudson, Robbin
78	43	9.28	4.6336	32.1013	71.34	41 Costa, Luis
79	40	8.64	4.6296	32.0736	71.27	923 Dame, Mike
80	40	8.64	4.6296	32.0736	71.27	1096 PESCE, FABRIZIO
81	44	9.53	4.6170	31.9861	71.08	702 Comert, Ergun
82	38	8.28	4.5894	31.7947	70.65	27 Gini, Sebastian Pedro
83	42	9.16	4.5852	31.7655	70.59	733 Morassut, Enrico
84	39	8.54	4.5667	31.6380	70.31	812 Di Prospero, Mauro

STANDARD -- Overall Stage Results

IPSC World Shoot XVI

Printed October 10, 2011 at 22:45



Stage 25 --

	PTS	TIME	HIT FACTOR	STAGE POINTS	STAGE PERCENT	COMPETITOR # Name
85	41	8.98	4.5657	31.6308	70.29	669 Pedlow, Andrew
86	42	9.21	4.5603	31.5931	70.21	589 Ongpauco, Tyrone
87	43	9.45	4.5503	31.5238	70.05	62 Rolls, Kevin Keith
88	39	8.59	4.5402	31.4538	69.90	625 Carey, Peter
89	42	9.26	4.5356	31.4225	69.83	1243 Sioda, Geno Wieslaw
90	43	9.56	4.4979	31.1611	69.25	52 De Wet, Jacobus
91	44	9.85	4.4670	30.9470	68.77	468 Kressibucher, Peter
92	42	9.43	4.4539	30.8560	68.57	489 Faci, Caroline
93	42	9.44	4.4492	30.8233	68.50	197 Honkaselka, Raine
94	43	9.69	4.4376	30.7430	68.32	783 Kuveljic, Dusan
95	39	8.79	4.4369	30.7382	68.31	811 Madsen, Bo Stampe
96	43	9.70	4.4330	30.7113	68.25	789 Correia, Paulo
97	44	9.94	4.4266	30.6668	68.15	83 Greeff, Pieter Albert
98	40	9.04	4.4248	30.6545	68.12	800 Djukovic, Marko
99	42	9.51	4.4164	30.5964	67.99	18 Van Straaten, Andre Stefaan
100	41	9.35	4.3850	30.3791	67.51	578 Castro, Rosendo Jr
101	41	9.35	4.3850	30.3791	67.51	688 Bergami, Davide
102	37	8.44	4.3839	30.3712	67.49	1083 Tiberi, Marco
103	39	8.94	4.3624	30.2224	67.16	76 Selven, Lars
104	44	10.12	4.3478	30.1213	66.94	347 Kraft, Herbert
105	43	9.91	4.3391	30.0605	66.80	1064 Rogers, Randi
106	43	9.94	4.3260	29.9698	66.60	834 Dahlman, Roland
107	37	8.64	4.2824	29.6681	65.93	135 Nordgaard, Tor Olav
108	39	9.11	4.2810	29.6584	65.91	5 Kaufmanis, Eriks
109	43	10.07	4.2701	29.5829	65.74	1120 Tsiavos, Themistoklis
110	42	9.85	4.2640	29.5403	65.65	113 Mant, Patrick
111	42	9.88	4.2510	29.4506	65.45	505 Macedo Filho, Edmundo Souza
112	40	9.41	4.2508	29.4491	65.44	136 Fremstad, Jon Terje
113	45	10.62	4.2373	29.3555	65.23	378 Tutschke, Petra
114	43	10.15	4.2365	29.3498	65.22	12 Swierczek, Zbigniew
115	43	10.28	4.1829	28.9786	64.40	354 Jose Vaghi, Antonio
116	43	10.31	4.1707	28.8943	64.21	880 Keehart, Deborah
117	43	10.32	4.1667	28.8663	64.15	764 Gerard, Joel
118	29	6.97	4.1607	28.8249	64.06	1002 Tomasie, Travis
119	42	10.12	4.1502	28.7522	63.89	766 Weber, Didier
120	44	10.62	4.1431	28.7032	63.78	1094 Zarubova, Marketa
121	40	9.66	4.1408	28.6870	63.75	102 Kjelvei, Olav Robert
122	28	6.80	4.1176	28.5267	63.39	220 Ruohonen, Tony
123	41	9.96	4.1165	28.5185	63.37	615 Barnes, Michael
124	40	9.74	4.1068	28.4514	63.23	232 Lento, Mika
125	43	10.48	4.1031	28.4256	63.17	749 Dumont, Jose
126	41	10.00	4.1000	28.4044	63.12	617 Sabakova, Petra

STANDARD -- Overall Stage Results

IPSC World Shoot XVI

Printed October 10, 2011 at 22:45



Stage 25 --

	PTS	TIME	HIT FACTOR	STAGE POINTS	STAGE PERCENT	COMPETITOR # Name
127	29	7.09	4.0903	28.3370	62.97	542 Gotamco, Jon Christopher
128	44	10.79	4.0778	28.2510	62.78	14 Siuniakou, Andrei
129	43	10.60	4.0566	28.1038	62.45	802 Duvivier, Cedric
130	38	9.54	3.9832	27.5954	61.32	934 Nardi, Frank
131	42	10.55	3.9810	27.5803	61.29	1127 Vasileiou, Nikolaos
132	43	10.81	3.9778	27.5578	61.24	328 Burkhart, Helmut
133	34	8.58	3.9627	27.4532	61.01	253 Barentsen, Sasja
134	39	9.85	3.9594	27.4303	60.96	322 Holzapfel, Thomas Christia
135	43	10.92	3.9377	27.2802	60.62	1104 Roumeliotakis, Konstantinos
136	38	9.71	3.9135	27.1123	60.25	63 Fischer, Johanna Sophia
137	43	11.02	3.9020	27.0327	60.07	1005 Madajewski, Leszek
138	28	7.20	3.8889	26.9419	59.87	288 Henriques, Orville
139	43	11.06	3.8879	26.9349	59.86	403 Mohr, Uwe
140	26	6.71	3.8748	26.8443	59.65	762 Boit, Julien
141	43	11.16	3.8530	26.6936	59.32	765 Martin-Privat, Pierre
142	37	9.61	3.8502	26.6735	59.27	877 Fisher, Randy
143	44	11.45	3.8428	26.6225	59.16	1167 Giannakos, Konstantinos
144	43	11.23	3.8290	26.5272	58.95	1045 Stranz, Juergen
145	40	10.46	3.8241	26.4930	58.87	156 Thorstensen, Christopher
146	42	11.03	3.8078	26.3801	58.62	939 Korobkin, Anatoli
147	39	10.29	3.7901	26.2574	58.35	308 Jereb, Uros
148	39	10.33	3.7754	26.1557	58.12	158 Nakling, Hilde
149	39	10.39	3.7536	26.0047	57.79	828 Hansen, Gert Erling
150	43	11.47	3.7489	25.9721	57.72	222 Keskivali, Tiia
151	36	9.62	3.7422	25.9256	57.61	35 Schmidt-Dumont, Jorn Peter
152	37	9.94	3.7223	25.7880	57.31	1101 Sandberg, Jens
153	28	7.56	3.7037	25.6589	57.02	491 Zander Lima, Igor
154	42	11.37	3.6939	25.5912	56.87	421 Wallroth, Marion
155	42	11.38	3.6907	25.5687	56.82	666 Franca Filho, Silvio
156	43	11.67	3.6847	25.5270	56.73	1214 Spatoulas, Vasileios
157	42	11.40	3.6842	25.5239	56.72	457 Mihtiev, Krasimir
158	44	12.01	3.6636	25.3812	56.40	32 O'donovan, Sebella
159	43	11.75	3.6596	25.3532	56.34	105 Thompson, David
160	42	11.57	3.6301	25.1488	55.89	101 Maidwell, Tara Louise
161	40	11.04	3.6232	25.1011	55.78	609 Roque, Mary Cristy
162	44	12.19	3.6095	25.0064	55.57	79 Goncalves, Jose
163	25	6.93	3.6075	24.9925	55.54	406 Schuetz, Michael
164	39	10.82	3.6044	24.9712	55.49	15 Gromov, Andrej
165	42	11.70	3.5897	24.8694	55.27	1241 Stamenkvic, Zoran
166	43	11.98	3.5893	24.8664	55.26	1102 Poutoglidis, Georgios
167	41	11.49	3.5683	24.7210	54.94	921 Strasser, Elisabeth
168	38	10.81	3.5153	24.3534	54.12	681 Silvera, Tullio

STANDARD -- Overall Stage Results

IPSC World Shoot XVI

Printed October 10, 2011 at 22:45



Stage 25 --

	PTS	TIME	HIT FACTOR	STAGE POINTS	STAGE PERCENT	COMPETITOR # Name
169	29	8.25	3.5152	24.3526	54.12	693 Montera, Paolo
170	41	11.69	3.5073	24.2981	54.00	13 Zaworski, Radoslaw
171	41	11.79	3.4775	24.0920	53.54	1022 Szaszi, Csaba
172	44	12.66	3.4755	24.0780	53.51	34 Viljoen, Enrico Pierre
173	41	11.81	3.4716	24.0512	53.45	526 Abdul Nibi, Henrique
174	44	12.70	3.4646	24.0022	53.34	1260 Vergos, Apostolos
175	40	11.57	3.4572	23.9513	53.23	637 Giles, Claire
176	39	11.32	3.4452	23.8682	53.04	103 Redford, Martin
177	43	12.59	3.4154	23.6616	52.58	979 Clark, Paul
178	41	12.02	3.4110	23.6310	52.51	655 Fischer, Reinaldo
179	34	9.97	3.4102	23.6258	52.50	1253 O'Donovan, Sean
180	44	12.93	3.4029	23.5752	52.39	88 Johansen, Olaf Nikolai
181	31	9.18	3.3769	23.3949	51.99	414 Ganan, Manuel
182	44	13.08	3.3639	23.3049	51.79	42 Rebelo, Jose
183	39	11.60	3.3621	23.2921	51.76	1003 Koput, Jurand
184	29	8.66	3.3487	23.1997	51.55	224 Marjoniemi, Esa
185	42	12.59	3.3360	23.1114	51.36	1257 Ballesteros, Antonio Oribe
186	30	9.00	3.3333	23.0930	51.32	1037 Richman, Mark
187	44	13.21	3.3308	23.0755	51.28	1130 Zaharioudakis, Mihail
188	43	12.97	3.3153	22.9684	51.04	653 Woodhouse, Robert
189	27	8.21	3.2887	22.7836	50.63	273 Van Noord, Ruud
190	40	12.17	3.2868	22.7704	50.60	249 Quinn, Paddy
191	29	8.88	3.2658	22.6249	50.28	664 Buzzachera, Mafaldo
192	24	7.40	3.2432	22.4689	49.93	770 Guillaume, Bertrand
193	39	12.04	3.2392	22.4409	49.87	229 Borgstrom, Stefan
194	32	9.88	3.2389	22.4386	49.86	673 Dalmeida Arruda, Victor
195	40	12.36	3.2362	22.4204	49.82	150 Evesque, Michel
196	43	13.30	3.2331	22.3985	49.77	443 Gepperth, Friedrich
197	44	13.66	3.2211	22.3154	49.59	1048 Lim, Julian
198	39	12.12	3.2178	22.2928	49.54	1279 Muhlbacher, Hubert
199	28	8.72	3.2110	22.2456	49.43	585 Lao, Alex
200	39	12.27	3.1785	22.0202	48.93	769 Beaunier, Francois
201	41	12.96	3.1636	21.9170	48.70	636 Dawson, Peter
202	43	13.75	3.1273	21.6655	48.15	98 Adam, Robert
203	28	9.08	3.0837	21.3636	47.47	38 Maidwell, Troy Robert
204	30	9.74	3.0801	21.3385	47.42	806 Munson, Lisa
205	42	13.70	3.0657	21.2388	47.20	487 Misanovic, Dragan
206	42	14.13	2.9724	20.5925	45.76	122 Tessem, Terje
207	24	8.16	2.9412	20.3762	45.28	1025 Zils, Jevgenij
208	42	14.48	2.9006	20.0948	44.66	976 Quinn, Mark
209	28	9.72	2.8807	19.9569	44.35	810 Mac-Namara, Fabian
210	32	11.11	2.8803	19.9544	44.34	277 Roopram, Kris

STANDARD -- Overall Stage Results

IPSC World Shoot XVI

Printed October 10, 2011 at 22:45



Stage 25 --

	PTS	TIME	HIT FACTOR	STAGE POINTS	STAGE PERCENT	COMPETITOR # Name
211	29	10.07	2.8798	19.9513	44.34	752 Bettarini, Varo
212	40	13.92	2.8736	19.9078	44.24	545 Gonzaga, Jannette
213	39	13.65	2.8571	19.7940	43.99	447 Lazaridi, Igor
214	38	13.39	2.8379	19.6610	43.69	604 Kornaros, Nikolaos
215	35	12.35	2.8340	19.6337	43.63	285 Kamolwong, Somchai
216	37	13.07	2.8309	19.6123	43.58	842 Alexiou, Ioannis
217	39	13.88	2.8098	19.4660	43.26	100 Redford, Melvyn
218	38	13.53	2.8086	19.4575	43.24	1088 Papadopoulos, Georgios
219	31	11.10	2.7928	19.3482	43.00	1236 Kieninger, Stephanie
220	30	10.75	2.7907	19.3337	42.96	1007 Burzec, Wieslaw
221	30	10.79	2.7804	19.2620	42.80	849 Botticelli, Alessandro
222	40	14.46	2.7663	19.1643	42.59	525 Liongos, Christos
223	28	10.28	2.7237	18.8698	41.93	572 Yao, Eduardo
224	39	14.32	2.7235	18.8679	41.93	553 Teixeira, Nilton Pita
225	43	15.84	2.7146	18.8068	41.79	1189 Kalfas, Haralambos
226	25	9.33	2.6795	18.5635	41.25	274 Plagge, Alexander
227	28	10.52	2.6616	18.4393	40.98	143 Krako, Lene Olaug
228	33	12.41	2.6591	18.4223	40.94	909 Garaev, Albert
229	43	16.22	2.6510	18.3662	40.81	1118 Syrogiannis, Alexandros
230	42	16.07	2.6136	18.1065	40.24	1235 Schuh, Sandra
231	28	10.92	2.5641	17.7639	39.48	1114 Dela Pena, Ramiro
232	38	15.03	2.5283	17.5157	38.92	112 Cumming, David
233	18	7.13	2.5245	17.4898	38.87	495 Maia Saldanha Junior, Jaime Roberto
234	38	15.30	2.4837	17.2066	38.24	218 Shawe, Karen
235	43	17.35	2.4784	17.1700	38.16	404 Pawlowsky, Maik
236	34	13.92	2.4425	16.9216	37.60	1112 Turkova, Eva
237	33	13.53	2.4390	16.8973	37.55	1262 Kakavoulas, Ioannis
238	26	10.74	2.4209	16.7715	37.27	536 Bastian, Reynante
239	41	16.96	2.4175	16.7479	37.22	439 Rieber, Albert
240	24	10.00	2.4000	16.6270	36.95	251 Cheng, Tat Nang
241	29	12.27	2.3635	16.3740	36.39	53 Keaney, Janis Mather
242	25	10.61	2.3563	16.3240	36.28	120 Aarebraat, Per Arild
243	33	14.02	2.3538	16.3068	36.24	1191 Kardoulis, Spyridon
244	24	10.41	2.3055	15.9721	35.49	1065 Gudenja, Valeria
245	30	13.07	2.2953	15.9019	35.34	518 Guimaraes Ferreira, Mauro Thompson
246	45	19.87	2.2647	15.6898	34.87	1281 Gospodin, Zhelev
247	29	12.98	2.2342	15.4784	34.40	957 Price, Stephen
248	42	18.91	2.2210	15.3872	34.19	87 Mihajlovic, Zoran
249	24	10.96	2.1898	15.1706	33.71	287 Heyliger, Claudieus
250	26	12.06	2.1559	14.9358	33.19	116 Birketvedt, Espen
251	19	8.84	2.1493	14.8903	33.09	496 Maia Saldanha, Jaime Roberto
252	29	13.55	2.1402	14.8273	32.95	588 Ongpauco, Ramon

STANDARD -- Overall Stage Results

IPSC World Shoot XVI

Printed October 10, 2011 at 22:45




Stage 25 --

	PTS	TIME	HIT FACTOR	STAGE POINTS	STAGE PERCENT	COMPETITOR # Name
253	28	13.34	2.0990	14.5413	32.31	644 Dines, Phillip
254	39	18.91	2.0624	14.2881	31.75	1227 Pavlidis, Polyvios
255	26	12.71	2.0456	14.1720	31.49	225 Lokkila, Heidi
256	22	11.12	1.9784	13.7063	30.46	104 Chan, Mario
257	44	22.91	1.9206	13.3055	29.57	350 Noormets, Andy
258	28	14.63	1.9139	13.2592	29.46	876 Erickson, Rick
259	18	9.53	1.8888	13.0852	29.08	9 Baigorria, Jorge Orlando
260	24	12.91	1.8590	12.8791	28.62	265 Hoogduijn, Peter
261	33	17.82	1.8519	12.8295	28.51	1159 Karalakis, Emmanouil
262	29	15.72	1.8448	12.7805	28.40	920 Gruber, Birgit
263	27	15.17	1.7798	12.3305	27.40	497 Santos Honorato, Jose
264	16	9.13	1.7525	12.1409	26.98	1070 Miguez, Steve
265	24	13.79	1.7404	12.0573	26.79	1184 Efthimiou, Christos
266	18	10.39	1.7324	12.0021	26.67	413 Koussev, Alexander
267	17	9.93	1.7120	11.8605	26.36	314 Van Uitert, John
268	44	26.22	1.6781	11.6258	25.84	962 Sanford, Ralph
269	21	12.54	1.6746	11.6018	25.78	1105 Roumeliotakis, Nikolaos
270	16	10.21	1.5671	10.8567	24.13	292 Bueno, Mauricio
271	26	16.64	1.5625	10.8249	24.06	475 Trofimov, Nikolai
272	12	7.70	1.5584	10.7967	23.99	559 Martin, Wilfredo Jr
273	16	10.29	1.5549	10.7723	23.94	89 Bratushkins, Arturs
274	24	15.84	1.5152	10.4968	23.33	577 Borro, Hilario
275	28	18.91	1.4807	10.2581	22.80	484 Figoli, Edmundo Jose
276	40	27.60	1.4493	10.0404	22.31	1161 Fragouli, Maria
277	30	21.34	1.4058	9.7393	21.64	726 Sklavis, Alexandros
278	21	15.27	1.3752	9.5276	21.17	1129 Zafiridis, Sotirios
279	15	12.00	1.2500	8.6599	19.24	818 Donnelly, Vernon
280	20	16.12	1.2407	8.5954	19.10	329 Burkhart, Rita
281	20	16.19	1.2353	8.5583	19.02	370 Rogmann, Juergen
282	18	14.73	1.2220	8.4659	18.81	541 Francisco, Raymundo
283	25	21.12	1.1837	8.2006	18.22	659 Hatzipanagiotis, Peter
284	18	15.41	1.1681	8.0923	17.98	170 Karamitsos, Efthymios
285	15	13.84	1.0838	7.5086	16.69	554 Silva Pereira, Nelson Jose
286	18	17.09	1.0532	7.2968	16.22	317 Wigchert, Frank
287	21	24.89	0.8437	5.8452	12.99	1245 Stettensch, Rainer
288	17	20.44	0.8317	5.7620	12.80	1196 Kelesis, Christos
289	14	16.98	0.8245	5.7121	12.69	480 Lima E Silva, Denise Maria
290	10	13.14	0.7610	5.2724	11.72	919 Aigner, Edeltraud
291	10	13.20	0.7576	5.2484	11.66	1163 Zaharopoulos, Myron
292	12	16.08	0.7463	5.1701	11.49	891 Baldwin, Alastair
293	7	9.41	0.7439	5.1536	11.45	142 Selven, Lasse Strand
294	9	14.29	0.6298	4.3633	9.70	1166 Fitatzis, Dimitrios

STANDARD -- Overall Stage Results

IPSC World Shoot XVI

Printed October 10, 2011 at 22:45



Stage 25 --

PTS	TIME	HIT FACTOR	STAGE POINTS	STAGE PERCENT	COMPETITOR #	Name
295	13	23.92	0.5435	3.7652	8.37	1212 Skoumpouris, Antonios
296	5	9.41	0.5313	3.6811	8.18	1199 Leontaridis, Pavlos
297	4	9.33	0.4287	2.9702	6.60	728 Caroselli, Alberto
298	3	11.24	0.2669	1.8491	4.11	850 Cifuentes, Edwin
299	3	13.39	0.2240	1.5522	3.45	216 Du Toit, Cecilia
300	3	15.95	0.1881	1.3031	2.90	430 Fernandez, Enrique
301	2	15.39	0.1300	0.9003	2.00	33 Du Plooy, Eurika Susara
302	1	9.30	0.1075	0.7449	1.66	597 Berntsen, Jostein Cavite
303	3	28.16	0.1065	0.7381	1.64	1150 Adamakopoulos, Theodoros
304	0	9.41	0.0000	0.0000	0.00	40 Silva, Manuel
305	0	8.40	0.0000	0.0000	0.00	343 Jakob, Herbert
306	0	0.00	0.0000	0.0000	0.00	458 Kostadinov, Svetoslav
307	0	23.13	0.0000	0.0000	0.00	129 Weber, Nick
308	0	9.04	0.0000	0.0000	0.00	19 Jansen Van Vuuren, Abraham Carel
309	0	0.00	0.0000	0.0000	0.00	235 Karin, Rami
310	0	15.95	0.0000	0.0000	0.00	632 Fitzgerald, John
311	0	8.07	0.0000	0.0000	0.00	569 Mercader, Azurphanipal
312	0	12.00	0.0000	0.0000	0.00	379 Dose, Klaus-Peter
313	0	7.80	0.0000	0.0000	0.00	11 Pastor, Federico
314	0	17.24	0.0000	0.0000	0.00	595 Aronis, Themistoklis
315	0	12.33	0.0000	0.0000	0.00	476 Grilli, Cassio
316	0	23.96	0.0000	0.0000	0.00	172 Takkumaki, Taisto
317	0	11.44	0.0000	0.0000	0.00	533 Belarmino, Benjamin Jr
318	0	9.71	0.0000	0.0000	0.00	223 Kinnala, Jani
319	0	10.31	0.0000	0.0000	0.00	231 Dahl, Mikael
320	0	0.00	0.0000	0.0000	0.00	1132 Iordanidis, Stavros
321	0	0.00	0.0000	0.0000	0.00	1248 Tzimas, Dimitrios
322	0	0.00	0.0000	0.0000	0.00	1213 Soumalevris, Konstantinos
323	0	0.00	0.0000	0.0000	0.00	1247 Terstis, Markos
324	0	13.08	0.0000	0.0000	0.00	1155 Chrysafidis, Dimitrios
325	0	0.00	0.0000	0.0000	0.00	1223 Topouzis, Konstantinos
326	0	0.00	0.0000	0.0000	0.00	1221 Psaroudakis, Emmanouil
327	0	13.08	0.0000	0.0000	0.00	1215 Stavrianakis, Vasileios
328	0	0.00	0.0000	0.0000	0.00	1231 Evangelinos, Dino

PRODUCTION -- Overall Stage Results

IPSC World Shoot XVI

Printed October 10, 2011 at 22:45



Stage 25 --

	PTS	TIME	HIT FACTOR	STAGE POINTS	STAGE PERCENT	COMPETITOR # Name
1	45	6.84	6.5789	45.0000	100.00	874 Drolet, Jean Philippe
2	45	6.90	6.5217	44.6087	99.13	746 Guichard, Louis
3	43	6.76	6.3609	43.5089	96.69	56 Nagy, Ernest
4	41	6.50	6.3077	43.1446	95.88	756 Lavergne, Mathieu
5	45	7.23	6.2241	42.5726	94.61	1026 Vinduska, Vaclav
6	45	7.26	6.1983	42.3967	94.21	772 Momcilovic, Ljubisa
7	45	7.31	6.1560	42.1067	93.57	734 Zuccolo, Giovanni
8	45	7.42	6.0647	41.4825	92.18	833 Hagemann, Lars Bjarne
9	43	7.16	6.0056	41.0782	91.28	291 Rasmussen, Per-Ola
10	43	7.17	5.9972	41.0209	91.16	1011 Hobdell, Angus
11	45	7.55	5.9603	40.7682	90.60	59 HRNCIARIK, ANDREJ
12	45	7.55	5.9603	40.7682	90.60	799 Gyllenberg, Rasmus
13	45	7.64	5.8901	40.2880	89.53	86 Janjusevic, Milorad
14	43	7.34	5.8583	40.0708	89.05	417 De Cobos, Eduardo
15	43	7.39	5.8187	39.7997	88.44	419 Perez, Jose Vicente
16	43	7.43	5.7873	39.5855	87.97	991 Mink, Matthew
17	41	7.11	5.7665	39.4430	87.65	613 Iacomini, Stefano
18	43	7.46	5.7641	39.4263	87.61	686 Torgashov, Pavel
19	45	7.85	5.7325	39.2102	87.13	985 Vogel, Robert
20	41	7.17	5.7183	39.1130	86.92	947 Strader, Phil
21	45	7.91	5.6890	38.9128	86.47	557 Alejandro, Bernardo Mari V
22	45	7.95	5.6604	38.7170	86.04	857 ONSHIN, NIKOLAY
23	43	7.64	5.6283	38.4974	85.55	520 Lejano, Jeufro Emil
24	41	7.29	5.6241	38.4691	85.49	178 KAUNISTO, VESA
25	41	7.33	5.5935	38.2592	85.02	716 BUTICCHI, EDOARDO ROBERTO
26	43	7.72	5.5699	38.0984	84.66	567 Heller, Peter
27	37	6.71	5.5142	37.7168	83.82	21 Hattingh, Diederik
28	45	8.24	5.4612	37.3544	83.01	720 Petrovic, Davor
29	41	7.60	5.3947	36.9000	82.00	302 Chomrit, Chalernpol
30	43	8.00	5.3750	36.7650	81.70	418 Ibanez, Gorka
31	43	8.01	5.3683	36.7191	81.60	781 De Sanctis, Maurizio Raffae
32	37	6.90	5.3623	36.6783	81.51	256 Tangpojthavipol, Voravudh
33	43	8.07	5.3284	36.4461	80.99	992 Stoeger, Ben
34	41	7.71	5.3178	36.3735	80.83	325 Ekstedt, Stefan
35	41	7.72	5.3109	36.3264	80.73	754 Moreira, Galo
36	41	7.80	5.2564	35.9538	79.90	334 Kummer, Patrick
37	41	7.86	5.2163	35.6794	79.29	1266 Sladin, Damir
38	45	8.64	5.2083	35.6250	79.17	722 Gruzmanov, Konstantin
39	41	7.88	5.2030	35.5888	79.09	180 Manni, Matti
40	41	7.88	5.2030	35.5888	79.09	1119 Tzallas, Georgios
41	45	8.72	5.1606	35.2982	78.44	513 Binder, Thomas
42	43	8.36	5.1435	35.1818	78.18	366 Gino, Leonardo Jr

PRODUCTION -- Overall Stage Results

IPSC World Shoot XVI

Printed October 10, 2011 at 22:45



Stage 25 --

	PTS	TIME	HIT FACTOR	STAGE POINTS	STAGE PERCENT	COMPETITOR # Name
43	43	8.37	5.1374	35.1398	78.09	1145 Gvozdanovic, Dubravko
44	43	8.38	5.1313	35.0979	78.00	819 Danilovich, Pavel
45	43	8.39	5.1251	35.0560	77.90	965 ZAPLETAL, MIROSLAV
46	39	7.62	5.1181	35.0079	77.80	58 VYSNY, MARIAN
47	43	8.44	5.0948	34.8483	77.44	6 Rutkauskas, Saulius
48	41	8.09	5.0680	34.6650	77.03	444 Meichtry, Markus
49	39	7.70	5.0649	34.6442	76.99	611 Sy, Anthony
50	43	8.50	5.0588	34.6024	76.89	71 Czocher, Mikulas
51	43	8.55	5.0292	34.4000	76.44	69 Palka, Jan
52	41	8.21	4.9939	34.1583	75.91	353 Klimushev, Gustav
53	43	8.63	4.9826	34.0811	75.74	217 Du Toit, Daniel
54	41	8.23	4.9818	34.0753	75.72	357 Lentz, Arne
55	43	8.75	4.9143	33.6137	74.70	1115 Ziebart, Friedrich
56	41	8.42	4.8694	33.3064	74.01	721 Vukojevic, Dejan
57	41	8.44	4.8578	33.2275	73.84	573 Anglo, Wilfredo
58	41	8.45	4.8521	33.1882	73.75	549 Ishihara, Luis Henrique
59	41	8.46	4.8463	33.1489	73.66	1046 Stryc, Michael
60	43	8.88	4.8423	33.1216	73.60	17 Hopper, Robert Michael
61	41	8.47	4.8406	33.1098	73.58	448 Vericio De Oliveira, Allison
62	43	8.90	4.8315	33.0472	73.44	1021 Sedy, Roman
63	45	9.33	4.8232	32.9904	73.31	892 Chernenko, Anastasia
64	43	8.92	4.8206	32.9731	73.27	858 Bykova, Elena
65	43	8.95	4.8045	32.8626	73.03	445 Hubli, Pascal
66	39	8.13	4.7970	32.8118	72.92	719 Brocanelli, Paolo
67	45	9.39	4.7923	32.7795	72.84	1133 Kalonikidis, Aristidis
68	41	8.58	4.7786	32.6853	72.63	374 Schmidt, Tino
69	39	8.17	4.7736	32.6512	72.56	904 Nemykin, Mikhail
70	41	8.59	4.7730	32.6473	72.55	1073 Reiter, Gerald
71	39	8.19	4.7619	32.5714	72.38	183 Kakkonen, Pekka
72	37	7.77	4.7619	32.5714	72.38	707 Del Rosario, Giulio
73	37	7.80	4.7436	32.4462	72.10	844 PICHUGIN, ALEXEY
74	39	8.24	4.7330	32.3738	71.94	57 Fedor, Marian
75	39	8.24	4.7330	32.3738	71.94	867 Potapenko, Evgeny
76	45	9.54	4.7170	32.2641	71.70	1053 Dunivin, Sara
77	37	7.87	4.7014	32.1576	71.46	937 King, Nick
78	39	8.30	4.6988	32.1398	71.42	50 Quindi Vallerga, Gaston
79	43	9.17	4.6892	32.0742	71.28	757 Sagon, Aurelien
80	43	9.17	4.6892	32.0742	71.28	840 Radovic, Zarko
81	43	9.18	4.6841	32.0392	71.20	975 Milyukov, Alexander
82	41	8.76	4.6804	32.0137	71.14	362 Reinecke, Alfred
83	39	8.34	4.6763	31.9856	71.08	280 Burchuladze, Nikolai
84	37	7.95	4.6541	31.8340	70.74	295 De Abreu, Yhonny

PRODUCTION -- Overall Stage Results

IPSC World Shoot XVI

Printed October 10, 2011 at 22:45



Stage 25 --

	PTS	TIME	HIT FACTOR	STAGE POINTS	STAGE PERCENT	COMPETITOR # Name
85	39	8.40	4.6429	31.7571	70.57	30 Savarino, Juan Pablo
86	37	7.97	4.6424	31.7541	70.56	339 Hvalec, Maksimiljan
87	41	8.84	4.6380	31.7240	70.50	970 Fedorchuk, Oleksandr
88	39	8.41	4.6373	31.7194	70.49	643 Jankovic, Nebojsa
89	43	9.28	4.6336	31.6940	70.43	319 Dzuho, Elvir
90	39	8.42	4.6318	31.6817	70.40	456 Markov, Metodi
91	43	9.30	4.6237	31.6258	70.28	807 Servodio, Francesco
92	41	8.88	4.6171	31.5811	70.18	753 Moncada, Flavio
93	43	9.32	4.6137	31.5579	70.13	837 Elkin, Alexander
94	39	8.48	4.5991	31.4575	69.91	1131 Iliopoulos, Georgios
95	39	8.51	4.5828	31.3466	69.66	598 Silva Brum, Vagner Carlos
96	37	8.08	4.5792	31.3218	69.60	841 Vujovic, Nikola
97	39	8.52	4.5775	31.3099	69.58	91 TOIBIS, DOTAN
98	41	8.96	4.5759	31.2991	69.55	885 Barinova, Mira
99	39	8.56	4.5561	31.1635	69.25	727 Toia, Adalberto
100	41	9.02	4.5455	31.0909	69.09	433 Josi, Oliver
101	39	8.64	4.5139	30.8750	68.61	422 Petkova, Kristina
102	43	9.53	4.5121	30.8625	68.58	455 Dimitrov, Milen
103	41	9.12	4.4956	30.7500	68.33	182 Maunula, Hannu
104	41	9.14	4.4858	30.6827	68.18	968 Smith, James
105	41	9.14	4.4858	30.6827	68.18	708 Piccioni, Mario
106	39	8.74	4.4622	30.5217	67.83	346 Koch, Robert
107	41	9.19	4.4614	30.5158	67.81	428 Darias, Buenaventura
108	43	9.65	4.4560	30.4788	67.73	502 Stettin, Andreas
109	43	9.69	4.4376	30.3529	67.45	474 Peterson, Urmas
110	39	8.79	4.4369	30.3481	67.44	307 Petrac, Robert
111	43	9.72	4.4239	30.2593	67.24	7 Kutra, Vaidotas
112	31	7.03	4.4097	30.1622	67.03	31 Alba, Gabriel Fernand
113	37	8.41	4.3995	30.0927	66.87	28 Prieto, Marcelo German
114	39	8.88	4.3919	30.0405	66.76	162 Vetrov, Mikhail
115	35	7.97	4.3915	30.0376	66.75	341 Humar, Martin
116	37	8.47	4.3684	29.8796	66.40	411 Hristov, Rosen
117	41	9.43	4.3478	29.7391	66.09	1103 Ragias, Konstantinos
118	37	8.58	4.3124	29.4965	65.55	260 Van Der Lende, Frank
119	33	7.66	4.3081	29.4674	65.48	239 Reggeti, Andres
120	35	8.13	4.3050	29.4465	65.44	49 Avinceta, Edgardo Ramon
121	39	9.07	4.2999	29.4112	65.36	932 Milburn, Clint
122	41	9.56	4.2887	29.3347	65.19	899 RUDOV, ALEXANDER
123	37	8.67	4.2676	29.1903	64.87	859 Kryuchin, Nikita
124	39	9.15	4.2623	29.1541	64.79	860 Kryuchin, Konstantin
125	41	9.63	4.2575	29.1215	64.71	780 Larsen, Soren
126	41	9.66	4.2443	29.0311	64.51	889 Markov, Alexander

PRODUCTION -- Overall Stage Results

IPSC World Shoot XVI

Printed October 10, 2011 at 22:45




Stage 25 --

	PTS	TIME	HIT FACTOR	STAGE POINTS	STAGE PERCENT	COMPETITOR # Name
127	37	8.74	4.2334	28.9565	64.35	1147 Benazic, Zoran
128	37	8.74	4.2334	28.9565	64.35	1238 Kwiecien, Stanislaw
129	35	8.27	4.2322	28.9480	64.33	1146 Franjo, Nadj
130	43	10.19	4.2198	28.8636	64.14	127 Dunkley, Robert
131	43	10.22	4.2074	28.7789	63.95	856 SHUSHPANOVA, ELIZAVETA
132	39	9.27	4.2071	28.7767	63.95	582 Cua, Rodolfo Jr
133	43	10.24	4.1992	28.7227	63.83	823 Myshelov, Sergey
134	39	9.36	4.1667	28.5000	63.33	316 Steiger, Thomas
135	39	9.40	4.1489	28.3787	63.06	298 Ekstrand, Fredrik
136	41	9.96	4.1165	28.1566	62.57	3 Kazanskis, Marius
137	31	7.54	4.1114	28.1220	62.49	969 Tautiev, Zaur
138	43	10.46	4.1109	28.1185	62.49	1098 Gambrell, Jeff
139	37	9.01	4.1065	28.0888	62.42	139 Skaarer, Even
140	43	10.51	4.0913	27.9848	62.19	169 Engan, Jon Arne
141	39	9.57	4.0752	27.8746	61.94	242 Dokter, Gerrit
142	37	9.15	4.0437	27.6590	61.46	1267 Kondruch, Anatoliy
143	39	9.65	4.0415	27.6435	61.43	368 Tayag, Diomari Ivan
144	41	10.21	4.0157	27.4672	61.04	723 MOSOLKOV, DMITRY
145	35	8.72	4.0138	27.4541	61.01	427 Burkhalter, Christine
146	39	9.74	4.0041	27.3881	60.86	678 Yamaguchi, Yukio
147	39	9.75	4.0000	27.3600	60.80	1276 Nagirnyak, Yuriy
148	39	9.75	4.0000	27.3600	60.80	843 Martin, Eric
149	35	8.78	3.9863	27.2665	60.59	1137 Koutantos, Emmanouil
150	37	9.31	3.9742	27.1837	60.41	301 Ulapathorn, Pornpong
151	33	8.31	3.9711	27.1625	60.36	1062 Dimaculangan, Lee
152	37	9.32	3.9700	27.1545	60.34	944 Buhayenka, Aliaksandr
153	43	10.86	3.9595	27.0829	60.18	184 Toikkanen, Janne
154	45	11.38	3.9543	27.0475	60.11	149 Mortveit, John Gaute
155	41	10.39	3.9461	26.9913	59.98	755 Sajot, Roberto
156	37	9.38	3.9446	26.9808	59.96	747 Baculard, Patrick
157	39	9.91	3.9354	26.9183	59.82	438 Papzien, Siegbert
158	33	8.39	3.9333	26.9035	59.79	790 Borges, Bruno
159	39	9.93	3.9275	26.8640	59.70	315 Verhulst, Hans
160	41	10.52	3.8973	26.6578	59.24	1232 Salamon, Timea
161	41	10.64	3.8534	26.3571	58.57	306 Brezovnik, Slavko
162	43	11.17	3.8496	26.3312	58.51	509 Pesek, Damijan
163	31	8.12	3.8177	26.1133	58.03	29 Bektemirov, Rinat
164	41	10.79	3.7998	25.9907	57.76	377 Terving, Armin
165	35	9.23	3.7920	25.9372	57.64	863 RUDOV, SERGEY
166	39	10.34	3.7718	25.7988	57.33	971 Mecwel, Przemyslaw
167	41	10.91	3.7580	25.7049	57.12	912 Kurbatskikh, Vasily
168	43	11.46	3.7522	25.6649	57.03	78 Steiner, Yoram

PRODUCTION -- Overall Stage Results

IPSC World Shoot XVI

Printed October 10, 2011 at 22:45



Stage 25 --

	PTS	TIME	HIT FACTOR	STAGE POINTS	STAGE PERCENT	COMPETITOR # Name
169	41	10.97	3.7375	25.5643	56.81	344 Kelterbaum, Reinhard
170	39	10.44	3.7356	25.5517	56.78	815 Plateus, Raymond
171	41	10.99	3.7307	25.5177	56.71	1100 Stobbe, Markus
172	39	10.49	3.7178	25.4299	56.51	412 Kostadinov, Plamen
173	41	11.03	3.7171	25.4252	56.50	177 Broman, Ville
174	35	9.45	3.7037	25.3333	56.30	633 Olsen, Kai Rino
175	43	11.62	3.7005	25.3115	56.25	1121 Tsimekas, Athanasios
176	26	7.03	3.6984	25.2973	56.22	809 Mondaca, Gabriel
177	39	10.55	3.6967	25.2853	56.19	870 Gaisin, Ruslan
178	30	8.12	3.6946	25.2709	56.16	524 Maric, Hrvoje
179	31	8.41	3.6861	25.2128	56.03	95 Dudukal, Viktor
180	37	10.06	3.6779	25.1571	55.90	729 Rutigliano, Nicola
181	41	11.20	3.6607	25.0393	55.64	312 Schouwink, Peter
182	41	11.25	3.6444	24.9280	55.40	907 NIKOLAEVA, SVETLANA
183	37	10.17	3.6382	24.8850	55.30	1059 Reese, Maggie
184	30	8.30	3.6145	24.7229	54.94	821 GUSHCHINA, MARIA
185	37	10.24	3.6133	24.7148	54.92	1275 Karpenko, Valerii
186	43	11.91	3.6104	24.6952	54.88	814 Klikovac, Dragan
187	43	11.92	3.6074	24.6745	54.83	544 Gasic, Andrea
188	41	11.39	3.5996	24.6216	54.71	462 Michel, Walter
189	35	9.76	3.5861	24.5287	54.51	466 Reich, Rolf
190	41	11.48	3.5714	24.4286	54.29	97 Molland, Frode
191	41	11.48	3.5714	24.4286	54.29	1204 Nikolouzos, Spyridon
192	37	10.37	3.5680	24.4050	54.23	1082 Cadamuro, Denis
193	41	11.51	3.5621	24.3649	54.14	205 Roos, Gunnar
194	45	12.71	3.5405	24.2171	53.82	137 Tonnessen, Erik
195	26	7.36	3.5326	24.1630	53.70	420 Van Essen, Olaf
196	43	12.23	3.5159	24.0491	53.44	1181 Glavopoulos, Christos
197	28	8.02	3.4913	23.8803	53.07	822 Gushchin, Mikhail
198	41	11.76	3.4864	23.8469	52.99	761 Viaud, Jean-Michel
199	29	8.33	3.4814	23.8127	52.92	107 Montgomery, Peter
200	37	10.67	3.4677	23.7188	52.71	901 KARCHEV, OLEG
201	41	11.83	3.4658	23.7058	52.68	60 Diaz Diaz, Juan Jose
202	43	12.41	3.4649	23.7002	52.67	43 Karosas, Linas
203	39	11.31	3.4483	23.5862	52.41	787 Vanreusel, Philippe
204	35	10.16	3.4449	23.5630	52.36	878 Papadhopulli, Nikolin
205	29	8.42	3.4442	23.5582	52.35	437 Teever, Jevgeni
206	28	8.20	3.4146	23.3561	51.90	1001 Garcia, Frank
207	26	7.65	3.3987	23.2471	51.66	126 Hos, Ivan
208	41	12.08	3.3940	23.2152	51.59	514 Fricker, Claudia
209	41	12.09	3.3912	23.1960	51.55	704 Plotnikov, Alexander
210	37	10.92	3.3883	23.1758	51.50	1256 Rafael Salvador, Ines

PRODUCTION -- Overall Stage Results

IPSC World Shoot XVI

Printed October 10, 2011 at 22:45



Stage 25 --

	PTS	TIME	HIT FACTOR	STAGE POINTS	STAGE PERCENT	COMPETITOR # Name
211	41	12.25	3.3469	22.8931	50.87	824 Perfiliev, Oleg
212	41	12.26	3.3442	22.8744	50.83	110 Guest, Graham
213	33	9.91	3.3300	22.7770	50.62	960 Sahni, Simar
214	41	12.35	3.3198	22.7077	50.46	159 Kvarsnes, Hans Petter
215	37	11.21	3.3006	22.5763	50.17	440 Schwarz, Florian
216	43	13.05	3.2950	22.5379	50.08	629 Samoniuk, Aleksandr
217	35	10.65	3.2864	22.4789	49.95	352 Klimushev, Vladimir
218	28	8.52	3.2864	22.4789	49.95	760 Veziat, Pierre
219	28	8.56	3.2710	22.3738	49.72	710 Norero, Maurizio
220	33	10.12	3.2609	22.3043	49.57	709 Avoledo, Manuele
221	26	8.05	3.2298	22.0919	49.09	179 Nousiainen, Lauri
222	35	10.85	3.2258	22.0645	49.03	881 VASILYEVA, VERA
223	24	7.47	3.2129	21.9759	48.84	745 Dagueneil, Laetitia
224	28	8.81	3.1782	21.7389	48.31	1259 Van Hof, Patrick
225	26	8.28	3.1401	21.4783	47.73	296 Johannesson, Stefan
226	39	12.44	3.1350	21.4437	47.65	845 Sinichnikov, Vladimir
227	39	12.45	3.1325	21.4265	47.61	1269 Vapanen, Marja
228	39	12.48	3.1250	21.3750	47.50	1124 Sulga, Marius
229	24	7.70	3.1169	21.3195	47.38	293 Messulam, Daniel
230	39	12.71	3.0684	20.9882	46.64	262 Doubrovski, Leonid
231	39	12.74	3.0612	20.9388	46.53	705 Vlashev, Dmitry
232	41	13.49	3.0393	20.7887	46.20	817 Radcliffe, Tony
233	41	13.75	2.9818	20.3956	45.32	138 Eide, Nils Einar
234	24	8.05	2.9814	20.3925	45.32	803 Donot, Marc
235	35	11.75	2.9787	20.3745	45.28	1190 Karapidakis, Marinos
236	35	11.81	2.9636	20.2710	45.05	531 Salomao Neto, Pedro
237	43	14.80	2.9054	19.8730	44.16	488 Efimov, Evgeny
238	29	10.02	2.8942	19.7964	43.99	813 Stangvik, Kent
239	39	13.49	2.8910	19.7746	43.94	68 Penov, Anton
240	35	12.21	2.8665	19.6069	43.57	181 Kervinen, Ilkka
241	39	13.61	2.8655	19.6003	43.56	479 Tarcizio Dos Reis, Celio
242	24	8.61	2.7875	19.0662	42.37	157 Lutcherath, Oystein
243	37	13.31	2.7799	19.0143	42.25	535 Tamayo, Grace
244	39	14.07	2.7719	18.9595	42.13	1106 Samaritakis, Emmanouil
245	35	12.65	2.7668	18.9249	42.06	884 Miasnikov, Andrei
246	27	9.83	2.7467	18.7874	41.75	832 Jensen, Christian D
247	27	9.84	2.7439	18.7683	41.71	66 Sabaka, Miroslav
248	22	8.16	2.6961	18.4412	40.98	233 Spevak, Stanislav
249	20	7.44	2.6882	18.3871	40.86	81 Jacobs, Jaco Kotze
250	39	14.60	2.6712	18.2712	40.60	128 Dunkley, Denise
251	26	9.77	2.6612	18.2027	40.45	121 Venditti, Daniele
252	39	14.83	2.6298	17.9879	39.97	153 Larsen, Gjermund

PRODUCTION -- Overall Stage Results

IPSC World Shoot XVI

Printed October 10, 2011 at 22:45




Stage 25 --

	PTS	TIME	HIT FACTOR	STAGE POINTS	STAGE PERCENT	COMPETITOR # Name
253	24	9.13	2.6287	17.9803	39.96	773 Subasic, Snezana
254	41	15.73	2.6065	17.8284	39.62	207 Rundgren, Eddie
255	39	15.03	2.5948	17.7485	39.44	774 Deyneko, Dmitry
256	24	9.25	2.5946	17.7470	39.44	561 Cabuling, Ronello
257	26	10.06	2.5845	17.6779	39.28	855 Kaurov, Oleg
258	33	12.78	2.5822	17.6620	39.25	631 Giannella, Patrizia
259	24	9.38	2.5586	17.5011	38.89	1169 Politakis, Lazaros
260	22	8.68	2.5346	17.3364	38.53	356 Haben, Joerg
261	20	7.91	2.5284	17.2946	38.43	715 Riillo, Mario
262	28	11.08	2.5271	17.2852	38.41	1122 Heropoulos, Stefanos
263	28	11.17	2.5067	17.1459	38.10	493 Oliveira Farias, Jean Ransley
264	22	8.78	2.5057	17.1390	38.09	75 Solheim Schei, Fredrik
265	29	11.58	2.5043	17.1295	38.07	252 Lacle, Kenneth
266	22	8.81	2.4972	17.0806	37.96	257 Sudhinaraset, Khanet
267	22	8.87	2.4803	16.9651	37.70	386 Wiegand, Max
268	20	8.13	2.4600	16.8266	37.39	8 Grincenko, Vitalijus
269	33	13.64	2.4194	16.5484	36.77	777 Schon, Marianne
270	27	11.28	2.3936	16.3723	36.38	507 Oliveira Ribas, Heraldo Sergio
271	29	12.12	2.3927	16.3663	36.37	236 Venmore, James Earl
272	28	11.89	2.3549	16.1077	35.79	228 Kaunisto, Esa
273	27	11.69	2.3097	15.7981	35.11	1128 Dafnomilis, Polydoros
274	22	9.69	2.2704	15.5294	34.51	1274 Oskirko, Sergei
275	26	11.47	2.2668	15.5048	34.46	155 Nilsen, Bengt
276	37	16.52	2.2397	15.3196	34.04	1061 Leatham, Kippi
277	24	10.73	2.2367	15.2992	34.00	1273 Fjodorov, Andrei
278	37	16.59	2.2303	15.2550	33.90	114 West, Roye
279	22	9.95	2.2111	15.1236	33.61	972 Braginsky, Igor
280	18	8.30	2.1687	14.8337	32.96	958 Ross, Jamieson
281	37	17.10	2.1637	14.8000	32.89	1183 Exarchos, Konstantinos
282	33	15.26	2.1625	14.7916	32.87	1192 Karoumbalis, George
283	27	12.55	2.1514	14.7155	32.70	973 Gushchyn, Borys
284	22	10.33	2.1297	14.5673	32.37	882 Brozovskiy, Dmitry
285	16	7.56	2.1164	14.4762	32.17	795 Romer, Jack
286	29	13.72	2.1137	14.4577	32.13	160 Andersen, Marius Wigen
287	28	13.34	2.0990	14.3568	31.90	1154 Hamlatzis, Alexandros
288	24	11.51	2.0851	14.2624	31.69	662 Von Gerhardt, Brendan
289	39	18.84	2.0701	14.1592	31.46	246 Svedberg, Peter
290	22	10.71	2.0542	14.0504	31.22	1249 Dragovic, Vojislav
291	24	11.91	2.0151	13.7834	30.63	759 Merchica, Philippe
292	31	15.40	2.0130	13.7688	30.60	628 Perfileva, Irina
293	22	10.98	2.0036	13.7049	30.46	472 Ditzler, Roger
294	20	10.01	1.9980	13.6663	30.37	1280 Flores, Juan Paulo

PRODUCTION -- Overall Stage Results

IPSC World Shoot XVI

Printed October 10, 2011 at 22:45



Stage 25 --

	PTS	TIME	HIT FACTOR	STAGE POINTS	STAGE PERCENT	COMPETITOR # Name
295	24	12.13	1.9786	13.5334	30.07	1142 Sakellaris, Fotios
296	33	16.79	1.9655	13.4437	29.87	1216 Tsangaropoulos, Charalambos
297	28	14.26	1.9635	13.4306	29.85	1149 SAVKOVIC, JELENA
298	31	15.95	1.9436	13.2940	29.54	165 Jolma-Stensland, Roy Agir
299	16	8.27	1.9347	13.2334	29.41	67 Makuka, Lubomir
300	29	15.03	1.9295	13.1976	29.33	473 Budarny, Anton
301	39	20.53	1.8997	12.9937	28.87	74 Askeland, Chris
302	41	21.71	1.8885	12.9175	28.71	73 Flugstad, Lars Christian
303	22	12.01	1.8318	12.5296	27.84	226 Kotziadimos, Thomas
304	29	15.86	1.8285	12.5069	27.79	1086 Panagopoulos, Stavros
305	24	13.14	1.8265	12.4932	27.76	318 Ceric, Suad
306	13	7.13	1.8233	12.4712	27.71	888 TITOV, VLADIMIR
307	13	7.32	1.7760	12.1475	26.99	523 Ragozin, Alexey
308	26	14.84	1.7520	11.9838	26.63	1099 Lee, Nelson
309	22	12.61	1.7446	11.9334	26.52	1178 Psaroudakis, Kosmas
310	14	8.31	1.6847	11.5235	25.61	836 Kisilev, Kirill
311	18	10.71	1.6807	11.4958	25.55	854 CHEREPOV, ALEXEY
312	16	9.65	1.6580	11.3409	25.20	868 Khomenko, Viacheslav
313	28	16.89	1.6578	11.3393	25.20	1234 Al Shamsi, Rubayae
314	27	16.31	1.6554	11.3231	25.16	161 Holst, Einar Johan
315	22	13.42	1.6393	11.2131	24.92	84 Storhaug, Leif Inge
316	18	10.98	1.6393	11.2131	24.92	820 Kulishov, Andrey
317	18	11.09	1.6231	11.1019	24.67	852 Tasset, Andre
318	20	12.68	1.5773	10.7886	23.97	861 ERMOLAEV, EVGENY
319	12	7.64	1.5707	10.7435	23.87	335 Kummer, Steven
320	16	10.73	1.4911	10.1994	22.67	538 Jorge, Ma Inez
321	14	9.42	1.4862	10.1656	22.59	1111 Giancane, Giovanni
322	20	13.50	1.4815	10.1333	22.52	663 Perim, Rodrigo
323	14	9.58	1.4614	9.9958	22.21	82 Betts, Alan
324	12	9.77	1.2282	8.4012	18.67	1244 Terzic, Milan
325	12	9.80	1.2245	8.3755	18.61	248 Karlsson, Peter
326	14	11.92	1.1745	8.0336	17.85	294 Brodski, Dmitri
327	20	17.44	1.1468	7.8440	17.43	640 Hagiantoniou, Savvas
328	26	23.71	1.0966	7.5006	16.67	1264 Tsangarakis, Antonios
329	22	20.49	1.0737	7.3441	16.32	436 Kalme, Artur
330	12	11.19	1.0724	7.3351	16.30	875 Engh, Rob
331	26	24.88	1.0450	7.1479	15.88	1187 Ivantsos, Stefanos
332	10	9.61	1.0406	7.1176	15.82	928 Lomax, Larry
333	10	10.88	0.9191	6.2868	13.97	869 Stepanov, Oleg
334	7	8.27	0.8464	5.7896	12.87	967 Shevchenko, Sergii
335	14	16.85	0.8309	5.6831	12.63	512 Takayanagui, Kazuo
336	7	8.64	0.8102	5.5417	12.31	1277 Kolobov, Aleksey

PRODUCTION -- Overall Stage Results

IPSC World Shoot XVI

Printed October 10, 2011 at 22:45



Stage 25 --

	PTS	TIME	HIT FACTOR	STAGE POINTS	STAGE PERCENT	COMPETITOR # Name
337	9	11.25	0.8000	5.4720	12.16	4 Zdzitowiecki, Andrzej
338	11	13.85	0.7942	5.4325	12.07	499 Lobo Rodrigues, Jahir
339	20	25.84	0.7740	5.2941	11.76	299 Seeto, Roderick
340	10	12.94	0.7728	5.2859	11.75	99 Chamberlain, Ian
341	8	10.67	0.7498	5.1284	11.40	758 Gassama, Gabriel
342	12	16.75	0.7164	4.9003	10.89	953 Athanasopoulos, Labros
343	19	27.25	0.6972	4.7692	10.60	945 Zieper, Warren
344	7	12.31	0.5686	3.8895	8.64	478 Fonseca Da Matta, Carlos Eduardo
345	5	9.43	0.5302	3.6267	8.06	570 Torrevillas, Daniel
346	8	15.73	0.5086	3.4787	7.73	70 Kaczova, Miriam
347	7	20.28	0.3452	2.3609	5.25	618 Filolias, Dimitrios
348	3	8.72	0.3440	2.3532	5.23	483 Stavrakidis, Konstantinos
349	5	23.56	0.2122	1.4516	3.23	914 Bryson, Cheryl
350	6	37.39	0.1605	1.0976	2.44	676 Romcy, Waleska
351	2	13.96	0.1433	0.9799	2.18	956 Price, Jon
352	1	9.91	0.1009	0.6902	1.53	1165 Tasigiorgos, Panagiotis
353	1	10.14	0.0986	0.6746	1.50	1270 Rudenko, Alexey
354	1	11.67	0.0857	0.5861	1.30	351 Tochilin, Pavel
355	0	17.53	0.0000	0.0000	0.00	201 Lindblad, Bjorn Terje
356	0	12.86	0.0000	0.0000	0.00	381 Holloway, Joe
357	0	15.53	0.0000	0.0000	0.00	654 Lourenco Gomesfilho, Roberto
358	0	10.49	0.0000	0.0000	0.00	199 Bjurstrom, Jan Petter
359	0	12.34	0.0000	0.0000	0.00	106 Smyth, Samuel Paul
360	0	27.43	0.0000	0.0000	0.00	321 Benthien, Horst
361	0	7.88	0.0000	0.0000	0.00	90 Steiner, Aldar
362	0	12.90	0.0000	0.0000	0.00	16 Rozhkov, Artem
363	0	15.47	0.0000	0.0000	0.00	204 Owe, Geir
364	0	9.58	0.0000	0.0000	0.00	641 Hagiantoniou, Stavros
365	0	8.66	0.0000	0.0000	0.00	80 Loock, Paul
366	0	14.40	0.0000	0.0000	0.00	108 Spence, Martyn
367	0	22.24	0.0000	0.0000	0.00	1179 Voudiklari, Niki
368	0	11.74	0.0000	0.0000	0.00	1206 Opsimos, Anestis
369	0	10.07	0.0000	0.0000	0.00	847 Berdnikov, Sergey
370	0	29.08	0.0000	0.0000	0.00	922 Collins, Jeff
371	0	0.00	0.0000	0.0000	0.00	1242 Gibney, Jim
372	0	0.00	0.0000	0.0000	0.00	1222 Efentakis, Emmanouil
373	0	11.53	0.0000	0.0000	0.00	963 Sarantis, Paul
374	0	7.37	0.0000	0.0000	0.00	1072 Reilly, Chad
375	0	0.00	0.0000	0.0000	0.00	1138 Pardis, Nikolaos
376	0	23.09	0.0000	0.0000	0.00	1220 Chasogia, Efsthathia
377	0	19.06	0.0000	0.0000	0.00	1203 Behtsoudis, Apostolos
378	0	23.34	0.0000	0.0000	0.00	1211 Skouvaklis, Alexandros

PRODUCTION -- Overall Stage Results

IPSC World Shoot XVI

Printed October 10, 2011 at 22:45



Stage 25 --

	PTS	TIME	HIT FACTOR	STAGE POINTS	STAGE PERCENT	COMPETITOR # Name
379	0	11.38	0.0000	0.0000	0.00	1272 Denishchuk, Andrei
380	0	11.16	0.0000	0.0000	0.00	1271 Galo, Lara
381	0	19.97	0.0000	0.0000	0.00	1051 Goloski - Golob, Julie

MODIFIED -- Overall Stage Results

IPSC World Shoot XVI

Printed October 10, 2011 at 22:45



Stage 25 --

	PTS	TIME	HIT FACTOR	STAGE POINTS	STAGE PERCENT	COMPETITOR # Name
1	45	6.24	7.2115	45.0000	100.00	805 Helan, Vit
2	45	6.34	7.0978	44.2902	98.42	1036 Vidanes, Jojo
3	44	6.21	7.0853	44.2126	98.25	879 Leatham, Rob
4	44	6.43	6.8429	42.6998	94.89	1035 Stedman, Roy
5	40	5.94	6.7340	42.0202	93.38	1030 Henes, Zdenek
6	43	6.47	6.6461	41.4714	92.16	1033 Horinek, Milos
7	42	6.33	6.6351	41.4028	92.01	522 Uygongco, Nelson
8	42	6.41	6.5523	40.8861	90.86	1050 Voigt, Michael
9	42	6.50	6.4615	40.3200	89.60	672 Taramelli, Nicolas
10	44	6.84	6.4327	40.1404	89.20	449 Oliveira Ribas, Augusto Sergio
11	44	7.17	6.1367	38.2929	85.10	592 Dela Cruz, Lazaro Jr
12	44	7.25	6.0690	37.8703	84.16	1049 Dueck, Barry
13	44	7.30	6.0274	37.6110	83.58	429 Garcia, Antonio
14	45	7.57	5.9445	37.0938	82.43	465 Meier, Dominic
15	44	7.66	5.7441	35.8433	79.65	1090 Tsiskakis, Manolis
16	39	6.85	5.6934	35.5270	78.95	552 Figueiredo Cortes, Moacyrcaldonazi
17	41	7.27	5.6396	35.1912	78.20	452 Papa, Enrico
18	43	7.71	5.5772	34.8016	77.34	718 Cerrato, Davide
19	44	7.92	5.5556	34.6667	77.04	176 Anttila, Janne
20	43	7.83	5.4917	34.2682	76.15	1092 Stylianakis, Konstantinos
21	45	8.21	5.4811	34.2022	76.00	173 Kykkanen, Harri
22	40	7.30	5.4795	34.1918	75.98	464 Flass, Juergen
23	37	6.86	5.3936	33.6560	74.79	471 Arendt, Benjamin
24	42	7.85	5.3503	33.3860	74.19	281 Shavit, Yoav
25	44	8.49	5.1826	32.3392	71.86	712 Sideri, Corrado
26	44	8.51	5.1704	32.2632	71.70	463 Ebert, Rene
27	43	8.40	5.1190	31.9429	70.98	724 Volpe, Oronzo
28	42	8.28	5.0725	31.6522	70.34	717 Vezzoli, Roberto
29	44	8.68	5.0691	31.6313	70.29	690 La Bruna, Bruno
30	40	7.95	5.0314	31.3962	69.77	340 Dvojmoc, Ludwig
31	37	7.47	4.9531	30.9076	68.68	492 Coelho Martins, Ildeu Heller
32	44	8.93	4.9272	30.7458	68.32	1089 Vorilas, Spyridon
33	35	7.14	4.9020	30.5882	67.97	532 Morales, Jerome Jovanne
34	38	7.86	4.8346	30.1679	67.04	451 Panganiban, Christopher
35	42	8.72	4.8165	30.0550	66.79	788 Fernandes, Henrique
36	41	8.63	4.7509	29.6454	65.88	731 Patria, Giorgio
37	42	8.91	4.7138	29.4141	65.36	1091 Zafiridis, Michail
38	43	9.50	4.5263	28.2442	62.76	1055 Silva Medeiros, Jose Luiz
39	44	9.81	4.4852	27.9878	62.20	1268 Aalto, Jari
40	34	7.97	4.2660	26.6198	59.16	450 Costa Junior, Abrahao Felipe
41	42	9.91	4.2381	26.4460	58.77	599 Mura, Gavino
42	29	7.20	4.0278	25.1333	55.85	336 Lange, Bernd

MODIFIED -- Overall Stage Results

IPSC World Shoot XVI

Printed October 10, 2011 at 22:45



Stage 25 --

	PTS	TIME	HIT FACTOR	STAGE POINTS	STAGE PERCENT	COMPETITOR # Name
43	28	7.06	3.9660	24.7479	55.00	529 Silveira Boaventura, Leandro
44	29	8.95	3.2402	20.2190	44.93	147 Perrone, Antonio
45	44	15.55	2.8296	17.6566	39.24	825 Faure, Thierry
46	43	15.92	2.7010	16.8543	37.45	1218 Tsiolakis, Konstantinos
47	23	9.38	2.4520	15.3006	34.00	785 Mottet, Andreas
48	41	17.54	2.3375	14.5861	32.41	359 Mariack-Kraft, Lisa
49	20	9.17	2.1810	13.6096	30.24	372 Schaefer, Markus
50	43	21.20	2.0283	12.6566	28.13	490 Melo Gervasio, Helen
51	17	9.06	1.8764	11.7086	26.02	701 Garcia, Felicito
52	14	7.50	1.8667	11.6480	25.88	376 Tagliamonte, Raffaele
53	13	9.78	1.3292	8.2945	18.43	426 Bonaldo, Massimo
54	14	12.74	1.0989	6.8571	15.24	175 Kivi, Matti
55	2	11.08	0.1805	1.1264	2.50	1093 Babouris, Nektarios
56	0	0.00	0.0000	0.0000	0.00	687 Papadopoulos, Vasileios
57	0	12.69	0.0000	0.0000	0.00	1140 Rigas, Efsthios

REVOLVER (STANDARD) -- Overall Stage Results

IPSC World Shoot XVI

Printed October 10, 2011 at 22:45



Stage 25 --

	PTS	TIME	HIT FACTOR	STAGE POINTS	STAGE PERCENT	COMPETITOR # Name
1	44	8.94	4.9217	45.0000	100.00	990 Miculek, Jerry
2	45	11.27	3.9929	36.5078	81.13	988 Kirchweger, Hermann
3	44	11.39	3.8630	35.3205	78.49	994 Sweeney, Patrick
4	40	10.88	3.6765	33.6146	74.70	530 Azevedo, Moacir
5	41	11.40	3.5965	32.8834	73.07	338 Lindfors, Anders
6	43	12.34	3.4846	31.8604	70.80	698 Della Savia, Alain Marco
7	42	12.62	3.3281	30.4290	67.62	361 Rauer, Dietmar
8	42	12.65	3.3202	30.3568	67.46	290 Bergfeldt, Per
9	40	12.10	3.3058	30.2254	67.17	981 Walsh, Clifford
10	44	13.38	3.2885	30.0673	66.82	1034 Nemecek, Zdenek
11	41	12.63	3.2462	29.6810	65.96	550 Nilsson, Ola
12	43	13.42	3.2042	29.2963	65.10	320 Back, Sascha
13	43	13.43	3.2018	29.2745	65.05	470 Sio, Hubert
14	44	13.84	3.1792	29.0679	64.60	574 Arambulo, Raul
15	43	13.56	3.1711	28.9939	64.43	619 Rosas Torres, Rogerio
16	43	13.77	3.1227	28.5517	63.45	410 Knaus, Guenther
17	43	13.79	3.1182	28.5103	63.36	289 Singsomboon, Tavesak
18	40	13.18	3.0349	27.7487	61.66	744 Tranquilli, Valter
19	40	13.21	3.0280	27.6856	61.52	1230 Lopez, Ricardo
20	41	13.60	3.0147	27.5640	61.25	123 Eilertsen, Ole
21	44	14.98	2.9372	26.8558	59.68	630 Zambonin, Claudio
22	45	15.59	2.8865	26.3915	58.65	978 Ladic, Tibor
23	42	14.57	2.8826	26.3565	58.57	332 Exner, Thomas
24	27	10.04	2.6892	24.5882	54.64	562 Chua, Phillip
25	41	15.97	2.5673	23.4734	52.16	151 Hella, John
26	40	16.51	2.4228	22.1519	49.23	600 Andriani, Giovanni
27	37	15.36	2.4089	22.0246	48.94	548 Garcia Rosado, Joao
28	41	17.32	2.3672	21.6438	48.10	682 Ricciardi, Luca
29	27	12.08	2.2351	20.4359	45.41	364 Schneider, Markus
30	29	13.38	2.1674	19.8171	44.04	467 Itani, Marwan
31	42	21.08	1.9924	18.2170	40.48	1188 Kathareios, Christos
32	42	21.58	1.9462	17.7949	39.54	667 Barbosa, Silvio Humberto
33	41	24.04	1.7055	15.5936	34.65	1198 Labroulis, Konstantinos
34	25	15.97	1.5654	14.3131	31.81	1135 Kontis, Georgios
35	20	13.58	1.4728	13.4657	29.92	1136 Kontopoulos, Ioannis
36	28	20.66	1.3553	12.3915	27.54	1164 Kriebardis, Anastasios
37	14	12.59	1.1120	10.1672	22.59	700 Sartor, Marco
38	12	13.93	0.8615	7.8764	17.50	494 Carvalho Marques Da Silva, Joao Rafael
39	14	16.57	0.8449	7.7251	17.17	675 Montoro, Wanderley
40	7	16.23	0.4313	3.9435	8.76	1134 Karagiannakis, Iosif
41	4	18.13	0.2206	2.0172	4.48	1016 Kolar, Milan
42	0	19.43	0.0000	0.0000	0.00	323 Rimmele, Marcus

REVOLVER (STANDARD) -- Overall Stage Results

IPSC World Shoot XVI

Printed October 10, 2011 at 22:45



Stage 25 --

PTS	TIME	HIT FACTOR	STAGE POINTS	STAGE PERCENT	COMPETITOR # Name
43	0	9.89	0.0000	0.00	993 Griffin, Matthew

OPEN -- Overall Stage Results

IPSC World Shoot XVI

Printed October 10, 2011 at 22:45



Stage 26 --

	PTS	TIME	HIT FACTOR	STAGE POINTS	STAGE PERCENT	COMPETITOR # Name
1	43	6.44	6.6770	45.0000	100.00	982 Eusibio, Kamille
2	44	6.59	6.6768	44.9984	100.00	185 Peltokoski, Raine
3	45	6.79	6.6274	44.6655	99.26	977 Michel, Max
4	44	6.70	6.5672	44.2596	98.35	382 Ballesteros, Jorge
5	44	6.75	6.5185	43.9318	97.63	974 Racaza, J J
6	44	6.82	6.4516	43.4809	96.62	735 GRAUFFEL, ERIC
7	43	6.83	6.2958	42.4305	94.29	47 Gigli, Fabricio
8	43	6.98	6.1605	41.5186	92.26	26 Minaglia, Daniel Horacio
9	44	7.19	6.1196	41.2433	91.65	638 Graham, Gareth
10	44	7.19	6.1196	41.2433	91.65	267 Kirsch, Saul
11	43	7.05	6.0993	41.1064	91.35	804 Neel, Nicholas
12	45	7.38	6.0976	41.0947	91.32	387 Wilda, Christian
13	42	6.96	6.0345	40.6696	90.38	946 SEBO, ROBIN
14	44	7.34	5.9946	40.4005	89.78	943 Szackas, Alex
15	40	6.68	5.9880	40.3565	89.68	736 Obriot, Emile
16	44	7.44	5.9140	39.8575	88.57	124 Johansen, Are
17	44	7.51	5.8589	39.4860	87.75	984 Tilley, Chris
18	42	7.27	5.7772	38.9354	86.52	331 Eidenschink, Bernhard
19	45	7.81	5.7618	38.8321	86.29	916 Chang, Don
20	44	7.66	5.7441	38.7127	86.03	1054 Jarrett, Todd
21	44	7.75	5.6774	38.2632	85.03	348 Kroener, Matthias
22	42	7.48	5.6150	37.8423	84.09	276 Rooijendijk, Lucien
23	43	7.71	5.5772	37.5875	83.53	639 Hagiantonou, Paul
24	43	7.80	5.5128	37.1538	82.56	556 Agustin, Kenneth Ray
25	45	8.22	5.4745	36.8953	81.99	1081 Drummond, William
26	44	8.04	5.4726	36.8830	81.96	508 Arthur, Rhys
27	44	8.10	5.4321	36.6098	81.36	511 Gino, Edcel John
28	43	7.92	5.4293	36.5909	81.31	240 Arthur, Justin
29	44	8.11	5.4254	36.5647	81.25	995 Jones, Rebecca
30	44	8.13	5.4121	36.4747	81.05	519 Hinojales, Stephen John
31	44	8.18	5.3790	36.2518	80.56	189 Partanen, Simo
32	42	7.86	5.3435	36.0128	80.03	614 Anderson, Natalie
33	44	8.24	5.3398	35.9878	79.97	263 Drummen, Maurice
34	41	7.69	5.3316	35.9325	79.85	358 Loch, Marijan
35	44	8.30	5.3012	35.7277	79.39	48 Rigueira, Jorge Omar
36	44	8.31	5.2948	35.6847	79.30	647 Edwards, Phillip
37	41	7.76	5.2835	35.6084	79.13	601 Martino, Massimo
38	45	8.55	5.2632	35.4712	78.82	918 Saiti, Naim
39	43	8.18	5.2567	35.4279	78.73	610 Santos, Rald Abel
40	39	7.45	5.2349	35.2808	78.40	560 Morales, Agustin
41	43	8.23	5.2248	35.2126	78.25	500 Stevenson Carvalho, Joao Carlos
42	42	8.09	5.1916	34.9889	77.75	212 Osman, Mohamed Ziad

OPEN -- Overall Stage Results**IPSC World Shoot XVI**

Printed October 10, 2011 at 22:45

**Stage 26 --**

	PTS	TIME	HIT FACTOR	STAGE POINTS	STAGE PERCENT	COMPETITOR # Name
43	45	8.69	5.1784	34.8998	77.56	656 Sameshima, Kazuki
44	44	8.51	5.1704	34.8460	77.44	446 Schneider, Patrik
45	45	8.71	5.1665	34.8196	77.38	388 Winkler, Oliver
46	44	8.52	5.1643	34.8051	77.34	168 Haugli, Steinar
47	40	7.76	5.1546	34.7399	77.20	459 Spies, Axel
48	45	8.73	5.1546	34.7399	77.20	46 Latorre, Ariel Rodrigo
49	44	8.54	5.1522	34.7236	77.16	163 Ally, Hishaam
50	44	8.54	5.1522	34.7236	77.16	1060 Harrison, Jessica
51	44	8.54	5.1522	34.7236	77.16	1028 Manning, Blake
52	42	8.17	5.1408	34.6463	76.99	651 Mcintosh, Brodie
53	43	8.37	5.1374	34.6237	76.94	938 Koch, Frank
54	42	8.18	5.1345	34.6040	76.90	398 Ballesteros, Lorena
55	42	8.21	5.1157	34.4775	76.62	742 Mazzara, Davide
56	45	8.81	5.1078	34.4244	76.50	85 Blum, Nicolas
57	43	8.44	5.0948	34.3365	76.30	283 Skoog, Lars-Tony
58	44	8.67	5.0750	34.2029	76.01	959 Runions, Ivan
59	44	8.68	5.0691	34.1635	75.92	213 Gogos, Alexandros
60	45	8.88	5.0676	34.1530	75.90	575 Barcelona, Ronaldo
61	43	8.49	5.0648	34.1343	75.85	714 Barbizzi, Daniele
62	44	8.69	5.0633	34.1242	75.83	36 Montgomery, Hubert Thomas
63	42	8.30	5.0602	34.1037	75.79	1123 Havlicek, Miroslav
64	44	8.70	5.0575	34.0850	75.74	44 Balbi, Martin Ernesto
65	41	8.11	5.0555	34.0716	75.71	1043 Steurer, Margit
66	43	8.52	5.0469	34.0141	75.59	685 Quertinier, Stephane
67	45	8.93	5.0392	33.9618	75.47	1109 Madaros, Konstantinos
68	44	8.75	5.0286	33.8902	75.31	1068 Brister, Johnny
69	43	8.56	5.0234	33.8551	75.23	835 Nordberg, Johan
70	41	8.17	5.0184	33.8214	75.16	244 Murdock, Lesgar
71	42	8.37	5.0179	33.8185	75.15	186 Runtti, Petri
72	41	8.18	5.0122	33.7801	75.07	1143 Manzoni, Cristiano
73	44	8.78	5.0114	33.7744	75.05	998 Kamenicek, Miroslav
74	44	8.80	5.0000	33.6977	74.88	786 De Vos, Willy
75	44	8.80	5.0000	33.6977	74.88	1095 CANETTA, IRENE
76	45	9.02	4.9889	33.6230	74.72	397 Gonzalez, Javier
77	44	8.83	4.9830	33.5832	74.63	1039 Sustrova, Katerina
78	42	8.43	4.9822	33.5778	74.62	1071 Neel, Lee
79	44	8.84	4.9774	33.5452	74.54	801 Parise, Ettore
80	45	9.05	4.9724	33.5115	74.47	215 Bouwer, Pieter
81	44	8.86	4.9661	33.4695	74.38	1056 Fessas, Dimitrios
82	43	8.66	4.9654	33.4642	74.36	997 Francisco, Megan
83	45	9.07	4.9614	33.4376	74.31	391 Schneider, Franz
84	44	8.87	4.9605	33.4317	74.29	1126 Bonomi, Cristian

OPEN -- Overall Stage Results**IPSC World Shoot XVI**

Printed October 10, 2011 at 22:45

**Stage 26 --**

	PTS	TIME	HIT FACTOR	STAGE POINTS	STAGE PERCENT	COMPETITOR # Name
85	45	9.09	4.9505	33.3640	74.14	431 Riubrugent, Victor
86	43	8.69	4.9482	33.3487	74.11	501 Lucena Ferreira, Jose Josias
87	44	8.90	4.9438	33.3190	74.04	612 Tan, Mary Grace
88	44	8.90	4.9438	33.3190	74.04	689 Perruccino, Patrizia
89	38	7.69	4.9415	33.3033	74.01	481 Silva Oliveira, Demetrius
90	41	8.30	4.9398	33.2917	73.98	616 Desagneaux, Jean-Luc
91	44	8.92	4.9327	33.2443	73.88	389 Lindenmayer, Christian
92	42	8.52	4.9296	33.2231	73.83	623 Blowers, Karla
93	42	8.52	4.9296	33.2231	73.83	460 Schraner, Remo
94	44	8.95	4.9162	33.1329	73.63	741 Ricci, Niccolo'
95	44	8.96	4.9107	33.0959	73.55	1074 Weber, Guenther
96	40	8.16	4.9020	33.0369	73.42	555 Heller, Jessey
97	42	8.57	4.9008	33.0292	73.40	1107 Kalogerakis, George
98	44	8.99	4.8943	32.9855	73.30	278 Roorda, Richard
99	44	8.99	4.8943	32.9855	73.30	77 Dagan, Yael
100	45	9.20	4.8913	32.9651	73.26	23 Larranaga Leone, Omar
101	44	9.03	4.8726	32.8394	72.98	485 Talaga, Ramil
102	43	8.84	4.8643	32.7828	72.85	793 Botturi, Enri
103	42	8.64	4.8611	32.7616	72.80	515 Betschart, Bruno
104	43	8.86	4.8533	32.7088	72.69	586 Levanza, Catherine
105	44	9.08	4.8458	32.6585	72.57	792 Boccia, Maurizio
106	42	8.68	4.8387	32.6107	72.47	140 Wiel, Elisabeth
107	43	8.89	4.8369	32.5984	72.44	696 Rovey, Maurizio
108	40	8.28	4.8309	32.5581	72.35	713 Ravizzini, Paolo Andrea
109	32	6.65	4.8120	32.4308	72.07	1008 PIJACEK, PETR
110	42	8.73	4.8110	32.4239	72.05	282 Sirison, Sasavat
111	44	9.15	4.8087	32.4087	72.02	454 Kwan, Billy
112	42	8.75	4.8000	32.3498	71.89	740 Makarounas, Michail
113	42	8.76	4.7945	32.3128	71.81	768 Balesi, Daniel
114	43	8.98	4.7884	32.2717	71.71	188 Alenius, Jesse
115	44	9.19	4.7878	32.2676	71.71	602 D'agostino, Marcello
116	44	9.19	4.7878	32.2676	71.71	952 Mchugh, Bernie
117	43	8.99	4.7831	32.2358	71.64	566 Tarrade, Alain
118	40	8.37	4.7790	32.2081	71.57	782 Bencivenni, Ivano
119	43	9.00	4.7778	32.2000	71.56	303 Johnson, Anthony
120	44	9.21	4.7774	32.1976	71.55	1019 Townley, Rob
121	43	9.01	4.7725	32.1643	71.48	37 Dadamia, Goolam
122	43	9.01	4.7725	32.1643	71.48	1162 Babouris, Vasileios
123	44	9.25	4.7568	32.0583	71.24	22 Gaspar, Abel
124	44	9.26	4.7516	32.0237	71.16	272 Van Noord, Desiree
125	42	8.85	4.7458	31.9842	71.08	1010 Ilarina, Alvin
126	43	9.07	4.7409	31.9515	71.00	1075 Volk, Franz

OPEN -- Overall Stage Results**IPSC World Shoot XVI**

Printed October 10, 2011 at 22:45

**Stage 26 --**

	PTS	TIME	HIT FACTOR	STAGE POINTS	STAGE PERCENT	COMPETITOR # Name
127	32	6.75	4.7407	31.9504	71.00	1000 Kamenicek, Martin
128	45	9.54	4.7170	31.7903	70.65	385 Weuster, Frank
129	42	8.91	4.7138	31.7689	70.60	534 Lim, Edwin Peter
130	40	8.50	4.7059	31.7155	70.48	214 Van Der Merwe, Kenneth
131	43	9.14	4.7046	31.7068	70.46	596 Wallin, Joakim
132	45	9.57	4.7022	31.6906	70.42	528 Oliveira Cariello, Horacio
133	45	9.59	4.6924	31.6245	70.28	1076 Kraushofer, Roland
134	44	9.41	4.6759	31.5132	70.03	853 Ronsse, Jurgen
135	44	9.41	4.6759	31.5132	70.03	730 Todaro, Giuseppe
136	43	9.21	4.6688	31.4658	69.92	219 Van Den Berg, Ets
137	40	8.57	4.6674	31.4564	69.90	1078 Francisco, Ronald
138	44	9.44	4.6610	31.4131	69.81	778 Hansen, Johan
139	41	8.80	4.6591	31.4001	69.78	330 Ebenhoeh, Julia
140	40	8.59	4.6566	31.3832	69.74	694 Borsari, Luca
141	43	9.24	4.6537	31.3636	69.70	798 Schieck, Peter
142	45	9.68	4.6488	31.3305	69.62	392 Schulte, Andreas
143	43	9.26	4.6436	31.2959	69.55	200 Besana, Emanuele
144	42	9.05	4.6409	31.2774	69.51	264 Faro, Rien
145	44	9.49	4.6365	31.2476	69.44	1202 Maragoudakis, Ioannis
146	43	9.28	4.6336	31.2284	69.40	342 Henking, Mathias
147	42	9.08	4.6256	31.1741	69.28	583 Cuyong, Lydia Abigail
148	42	9.09	4.6205	31.1398	69.20	498 Mangudadatu, Suharto Al Wali
149	42	9.09	4.6205	31.1398	69.20	208 Sparby, Frank
150	45	9.77	4.6059	31.0419	68.98	152 Klov, Morten
151	45	9.77	4.6059	31.0419	68.98	620 Blackaller, David
152	42	9.12	4.6053	31.0373	68.97	250 Sonthiniwat, Peerapong
153	44	9.58	4.5929	30.9540	68.79	649 Kotsoglo, Kalan
154	43	9.38	4.5842	30.8955	68.66	980 Sera, Martina
155	44	9.60	4.5833	30.8895	68.64	950 Lim, Johnny
156	42	9.17	4.5802	30.8681	68.60	679 Montesanto, Francesco Paolo
157	45	9.84	4.5732	30.8210	68.49	621 Blowers, Alain
158	40	8.75	4.5714	30.8093	68.47	1252 Chalkiopoulos, Kostas
159	42	9.19	4.5702	30.8009	68.45	311 Ballesteros, Juan Carlos
160	40	8.77	4.5610	30.7390	68.31	423 Haas, Peter
161	44	9.69	4.5408	30.6026	68.01	1029 Levanza-Rosales, Valerie
162	42	9.26	4.5356	30.5681	67.93	591 Panganiban, Carlos
163	41	9.04	4.5354	30.5665	67.93	929 Mackay, Wade
164	42	9.27	4.5307	30.5351	67.86	551 Caplan De Araujo, Marcio Gabriel
165	44	9.72	4.5267	30.5082	67.80	579 Cheesman, Enrique
166	42	9.28	4.5259	30.5022	67.78	949 Lee, Athena
167	44	9.73	4.5221	30.4768	67.73	384 Metzner, Michael
168	43	9.51	4.5216	30.4732	67.72	737 Gibert, Philippe

OPEN -- Overall Stage Results**IPSC World Shoot XVI**

Printed October 10, 2011 at 22:45

**Stage 26 --**

	PTS	TIME	HIT FACTOR	STAGE POINTS	STAGE PERCENT	COMPETITOR # Name
169	44	9.76	4.5082	30.3831	67.52	270 Lambrechts, Johan
170	43	9.55	4.5026	30.3456	67.43	300 Chantharatanachok, Nikorn
171	44	9.78	4.4990	30.3210	67.38	1017 Benedetto, Edwin
172	42	9.35	4.4920	30.2738	67.28	144 Johansen, Roger
173	41	9.14	4.4858	30.2320	67.18	543 Ladroma, Nolito
174	41	9.15	4.4809	30.1990	67.11	738 Obriot, Thierry
175	42	9.38	4.4776	30.1770	67.06	568 Heller, Joshua
176	41	9.16	4.4760	30.1660	67.04	1020 Thompson, Ben
177	41	9.18	4.4662	30.1003	66.89	327 Bettermann, Heribert
178	42	9.44	4.4492	29.9852	66.63	1116 Clausen, Torsten
179	41	9.22	4.4469	29.9697	66.60	999 Miculek, Kay
180	44	9.91	4.4400	29.9233	66.50	51 Belletti, Carlo
181	42	9.50	4.4211	29.7958	66.21	797 Fristrup, Klaus
182	41	9.28	4.4181	29.7760	66.17	399 Fernandez, Pilar
183	40	9.08	4.4053	29.6896	65.98	652 Soldini, David
184	41	9.32	4.3991	29.6482	65.88	829 Pedersen, Frants Bo
185	41	9.33	4.3944	29.6164	65.81	661 Vardanega, Paul
186	44	10.03	4.3868	29.5653	65.70	751 Zanardi, Enzo
187	45	10.28	4.3774	29.5019	65.56	20 Schoeman, Daniel
188	45	10.31	4.3647	29.4160	65.37	408 Glas, Thomas
189	41	9.41	4.3571	29.3646	65.25	192 Kajasaranta-Alenius, Jaana
190	43	9.90	4.3434	29.2727	65.05	748 Desaugere, Jean-Francois
191	41	9.47	4.3295	29.1786	64.84	695 MASSA, STEFANO
192	44	10.18	4.3222	29.1296	64.73	145 Menachem, Hemi
193	41	9.49	4.3203	29.1171	64.70	794 Hirano, Tetsuya
194	42	9.73	4.3165	29.0915	64.65	926 Gould, Jon
195	45	10.44	4.3103	29.0497	64.55	134 Skotte, Eddy
196	40	9.33	4.2872	28.8940	64.21	1012 Horejsi, Lenka
197	43	10.07	4.2701	28.7785	63.95	692 Pusceddu, Daniele
198	40	9.40	4.2553	28.6789	63.73	61 Esposito, Antonio Hector
199	44	10.35	4.2512	28.6512	63.67	326 Baumgaertner, Agnes
200	40	9.42	4.2463	28.6180	63.60	931 Markessinis, Nikita
201	43	10.13	4.2448	28.6081	63.57	154 Dyro, Herman
202	43	10.13	4.2448	28.6081	63.57	504 Mangudadatu, Datu Pax Ali
203	42	9.90	4.2424	28.5920	63.54	1254 Kartapanis, Ioannis
204	38	8.97	4.2363	28.5510	63.45	608 Ramos, Angela Mariz
205	44	10.39	4.2348	28.5409	63.42	571 Tuan, Keo Dale
206	42	9.92	4.2339	28.5343	63.41	851 Lauwers, Marc
207	42	9.97	4.2126	28.3912	63.09	605 Christovasilis, Dimitrios
208	42	9.98	4.2084	28.3628	63.03	125 Sandas, Frank
209	43	10.24	4.1992	28.3008	62.89	1031 Tanaka, Brian
210	40	9.54	4.1929	28.2580	62.80	563 Mangudadatu, Rubbil

OPEN -- Overall Stage Results**IPSC World Shoot XVI**

Printed October 10, 2011 at 22:45

**Stage 26 --**

	PTS	TIME	HIT FACTOR	STAGE POINTS	STAGE PERCENT	COMPETITOR # Name
211	41	9.80	4.1837	28.1960	62.66	680 Romani, Carlo
212	44	10.53	4.1785	28.1614	62.58	1097 HUTTNER, ELI
213	43	10.30	4.1748	28.1359	62.52	132 Harris, John
214	39	9.35	4.1711	28.1114	62.47	1153 Savidis, Ioannis
215	44	10.55	4.1706	28.1080	62.46	203 Christiansen, Anders
216	44	10.56	4.1667	28.0814	62.40	848 Polizois, Dimitrios
217	42	10.09	4.1625	28.0536	62.34	948 Baraoidan, Norberto
218	44	10.58	4.1588	28.0283	62.29	94 Glik, Zvi
219	44	10.60	4.1509	27.9754	62.17	594 Delos Santos, Joey
220	44	10.61	4.1470	27.9491	62.11	425 Zanardi, Anna Maria
221	41	9.90	4.1414	27.9112	62.02	691 Ascioti, Giuseppe
222	44	10.65	4.1315	27.8441	61.88	133 Bishop, Brian
223	39	9.46	4.1226	27.7846	61.74	324 Mangudadatu, Mariam
224	38	9.23	4.1170	27.7467	61.66	624 Carey, Mark
225	45	11.03	4.0798	27.4958	61.10	893 Kakoyiannis, Efstathios
226	41	10.05	4.0796	27.4946	61.10	961 Samchek, Alan
227	41	10.14	4.0434	27.2506	60.56	268 Kisters, Rob
228	44	10.89	4.0404	27.2304	60.51	243 RAM, DAVID
229	39	9.66	4.0373	27.2093	60.47	266 Keppel, John
230	45	11.16	4.0323	27.1755	60.39	349 LENNERT, ADAM
231	44	11.01	3.9964	26.9337	59.85	1079 Ramirez, Ericka
232	41	10.26	3.9961	26.9319	59.85	1052 Chung, Lily
233	43	10.81	3.9778	26.8085	59.57	196 Kosola, Vesa
234	40	10.07	3.9722	26.7707	59.49	1141 Savelidis, Haralambos
235	44	11.08	3.9711	26.7635	59.47	363 Remek, Claudia
236	43	10.85	3.9631	26.7097	59.35	171 Montgomery, Hanlie
237	30	7.58	3.9578	26.6736	59.27	1032 Coley, Shane
238	43	10.89	3.9486	26.6116	59.14	1041 Hasenkopf, Notburga
239	29	7.38	3.9295	26.4833	58.85	622 Blowers, Linda
240	43	10.96	3.9234	26.4416	58.76	130 Manson, Aaron P
241	45	11.47	3.9233	26.4411	58.76	195 Ovaskainen, Pentti
242	43	10.99	3.9126	26.3694	58.60	634 Carroll, Lex
243	42	10.77	3.8997	26.2823	58.41	1023 Korondan, Attila
244	43	11.07	3.8844	26.1789	58.18	254 Keaney, Paul
245	43	11.15	3.8565	25.9910	57.76	1265 Mangudadatu, Suharto
246	38	9.86	3.8540	25.9739	57.72	93 SHAPIRA, TAL
247	43	11.20	3.8393	25.8750	57.50	1172 Gerencser, Miklos
248	30	7.82	3.8363	25.8550	57.46	269 Van Koolwijk, Jacky
249	44	11.47	3.8361	25.8535	57.45	45 Tripoli, Martin Horacio
250	42	10.96	3.8321	25.8267	57.39	1108 Drakakis, Panagiotis
251	37	9.66	3.8302	25.8140	57.36	940 Kovic, Josko
252	45	11.79	3.8168	25.7234	57.16	1110 Kavouklis, Nikolaos

OPEN -- Overall Stage Results**IPSC World Shoot XVI**

Printed October 10, 2011 at 22:45

**Stage 26 --**

	PTS	TIME	HIT FACTOR	STAGE POINTS	STAGE PERCENT	COMPETITOR # Name
253	43	11.30	3.8053	25.6460	56.99	900 KARCHEV, DANIIL
254	43	11.33	3.7952	25.5781	56.84	913 Breslawski, Joseph
255	41	10.81	3.7928	25.5616	56.80	657 Motonari, Shinji
256	41	10.83	3.7858	25.5144	56.70	1044 Kneringer, Mario
257	45	11.90	3.7815	25.4856	56.63	72 Heldaas, Bjorn
258	44	11.80	3.7288	25.1305	55.85	954 Pellicori, Stephen
259	43	11.54	3.7262	25.1127	55.81	1038 Vidanes, Claudia
260	41	11.02	3.7205	25.0745	55.72	202 Haarberg, Stephen Alexand
261	45	12.25	3.6735	24.7575	55.02	407 Gallenbach, Heinz
262	45	12.25	3.6735	24.7575	55.02	1014 Yamaguchi, Hiroyoshi
263	43	11.79	3.6472	24.5802	54.62	174 Kreuzer, Kurt
264	41	11.25	3.6444	24.5619	54.58	826 Hazan, Albert
265	40	11.00	3.6364	24.5074	54.46	309 Mak, Kam Sing
266	42	11.56	3.6332	24.4862	54.41	193 Partanen, Pekka
267	43	11.90	3.6134	24.3529	54.12	111 Greenway, Steve
268	43	11.92	3.6074	24.3121	54.03	565 Mangudadatu, Datu Muhaimin
269	37	10.27	3.6027	24.2807	53.96	275 Rodigas, Eduard
270	43	12.04	3.5714	24.0698	53.49	191 Kotkatvuori, Jorma
271	44	12.34	3.5656	24.0308	53.40	648 Williams, Peter
272	30	8.53	3.5170	23.7029	52.67	642 Da Costa, Patrice
273	41	11.67	3.5133	23.6779	52.62	1040 Arredondo, Ralph
274	40	11.44	3.4965	23.5648	52.37	898 Bergele, Konstantina
275	43	12.31	3.4931	23.5418	52.32	1042 Kraushofer, Gabriele
276	42	12.17	3.4511	23.2589	51.69	966 Silva, Jose
277	44	12.75	3.4510	23.2580	51.68	584 Hizon, Miguelito
278	43	12.85	3.3463	22.5525	50.12	540 Fontanilla, Bayani Jr
279	29	8.71	3.3295	22.4393	49.87	650 Mcconachie, David
280	28	8.46	3.3097	22.3058	49.57	767 Altuna, Denis
281	40	12.12	3.3003	22.2427	49.43	989 FUCHS, ANTON
282	43	13.17	3.2650	22.0046	48.90	1171 Rigtrup, Jorgen
283	42	12.88	3.2609	21.9767	48.84	942 Sousa, Fernando
284	39	12.02	3.2446	21.8670	48.59	564 Mangudadatu, Datu Yassin
285	29	8.94	3.2438	21.8620	48.58	194 Niemela, Juha
286	41	12.65	3.2411	21.8436	48.54	1067 Pelissier, Michael
287	28	8.69	3.2221	21.7154	48.26	187 Kadenius, Jyrki
288	43	13.37	3.2162	21.6754	48.17	750 Fromajot, Philippe
289	44	13.69	3.2140	21.6610	48.14	626 Graham, Gina
290	45	14.30	3.1469	21.2083	47.13	1168 Tsernat-Korboy, Dorothea
291	29	9.28	3.1250	21.0610	46.80	118 Lee, Kyrre Magnus
292	44	14.33	3.0705	20.6936	45.99	645 Docwra, Ray
293	29	9.46	3.0655	20.6603	45.91	1144 Bortot, Roberto
294	44	14.40	3.0556	20.5930	45.76	670 Sabe, Jose Guilherme

OPEN -- Overall Stage Results

IPSC World Shoot XVI

Printed October 10, 2011 at 22:45



Stage 26 --

	PTS	TIME	HIT FACTOR	STAGE POINTS	STAGE PERCENT	COMPETITOR # Name
295	43	14.08	3.0540	20.5824	45.74	371 Schaefer, Hans-Peter
296	24	7.97	3.0113	20.2947	45.10	941 Lalonde, Bruce
297	41	13.67	2.9993	20.2137	44.92	739 Yang, Christopher
298	27	9.16	2.9476	19.8654	44.15	54 Van Den Berg, Jan Fouche
299	41	14.10	2.9078	19.5972	43.55	1084 Neonakis, Nikolaos
300	45	15.54	2.8958	19.5160	43.37	360 Mueller, Kerstin
301	44	15.20	2.8947	19.5092	43.35	895 Delikostidis, Efrem
302	42	14.58	2.8807	19.4143	43.14	259 Tang, Kam Tim
303	42	14.71	2.8552	19.2427	42.76	109 Cowen, David
304	24	8.53	2.8136	18.9623	42.14	1057 Tyrakis, Ioannis
305	41	14.60	2.8082	18.9261	42.06	434 Belyshev, Sergei
306	44	15.70	2.8025	18.8879	41.97	64 Zarzif, Nachum Jonatan
307	43	15.50	2.7742	18.6968	41.55	872 Hansen, Fred
308	43	15.52	2.7706	18.6727	41.49	951 Abad, Reynaldo
309	28	10.16	2.7559	18.5735	41.27	400 Barros, Cristina
310	25	9.08	2.7533	18.5560	41.24	930 Markessinis, Tommy
311	45	16.39	2.7456	18.5039	41.12	894 Meimaridis, George
312	37	13.50	2.7407	18.4713	41.05	897 Saxoni, Dimitra
313	26	9.54	2.7254	18.3677	40.82	461 Angerer, Klaus
314	44	16.20	2.7160	18.3049	40.68	779 Hansen, John Westgard
315	26	9.59	2.7112	18.2719	40.60	198 Solberg, Bjorn Richard
316	27	9.98	2.7054	18.2332	40.52	390 Nuernberg, Philipp
317	26	9.70	2.6804	18.0647	40.14	827 Bouchoucha, Marc
318	26	9.83	2.6450	17.8258	39.61	131 Yeung, Danny Tai Chow
319	28	10.59	2.6440	17.8194	39.60	284 Srijinta-Anggul, Wat
320	29	11.06	2.6221	17.6715	39.27	2 Gastelumendi Schunk, Mario Sebastian
321	41	15.76	2.6015	17.5331	38.96	896 Fotopoulou, Marianna
322	34	13.19	2.5777	17.3726	38.61	164 Biermann, Alexis
323	29	11.58	2.5043	16.8779	37.51	1066 Smith, Brian
324	29	11.60	2.5000	16.8488	37.44	646 Dwyer, Bernie
325	26	10.53	2.4691	16.6408	36.98	1152 Mavilidi, Aggeliki
326	27	11.05	2.4434	16.4676	36.59	635 Clark, Graeme
327	29	11.89	2.4390	16.4379	36.53	310 Ngan, Man Lai Emily
328	28	12.01	2.3314	15.7125	34.92	1027 Ramirez, Robert
329	44	19.06	2.3085	15.5582	34.57	1237 Ullmann, Josef
330	45	19.77	2.2762	15.3404	34.09	935 Li, Qing
331	26	11.65	2.2318	15.0410	33.42	380 Kobler, Wolfgang
332	25	11.23	2.2262	15.0034	33.34	933 Moore, Barry
333	27	12.32	2.1916	14.7701	32.82	367 Falco De Souza, Daniel
334	31	14.39	2.1543	14.5188	32.26	333 Frindt, Norbert
335	25	11.67	2.1422	14.4377	32.08	873 Auger, Michael
336	45	21.24	2.1186	14.2787	31.73	1160 Orfanaki, Irene

OPEN -- Overall Stage Results**IPSC World Shoot XVI**

Printed October 10, 2011 at 22:45

**Stage 26 --**

	PTS	TIME	HIT FACTOR	STAGE POINTS	STAGE PERCENT	COMPETITOR # Name
337	44	21.26	2.0696	13.9482	31.00	1224 Haritos, Ioannis
338	25	12.20	2.0492	13.8105	30.69	925 Gould, Dianne
339	42	20.66	2.0329	13.7009	30.45	39 Halpern, Shalom
340	19	9.38	2.0256	13.6515	30.34	808 Mondaca, Miguel
341	44	21.87	2.0119	13.5592	30.13	1113 Liberti, Giovanni Furio
342	27	13.44	2.0089	13.5392	30.09	580 Coseteng, Evelyn Jean
343	26	13.36	1.9461	13.1159	29.15	345 Knapstein, Paul
344	29	14.99	1.9346	13.0385	28.97	96 Monteiro, Emerico
345	40	20.72	1.9305	13.0107	28.91	393 Thurner, Helmut
346	43	22.59	1.9035	12.8287	28.51	1024 Puskas, Geza
347	28	15.39	1.8194	12.2617	27.25	1195 Kelesis, Dimitrios
348	28	15.42	1.8158	12.2378	27.20	279 Sasabone, John
349	25	13.97	1.7895	12.0607	26.80	771 Andersen, Tim
350	28	15.81	1.7710	11.9359	26.52	546 Gonzaga, Fernando
351	25	14.41	1.7349	11.6925	25.98	1058 Clark, Debra
352	15	9.05	1.6575	11.1705	24.82	587 Navato, Janice
353	25	15.38	1.6255	10.9550	24.34	435 Tsuzmarova, Jelena
354	13	8.45	1.5385	10.3685	23.04	365 Schrader, Heiko
355	24	16.54	1.4510	9.7793	21.73	115 Sanders, Robert
356	8	10.23	0.7820	5.2704	11.71	234 Jacobs, Adnaan
357	4	8.15	0.4908	3.3077	7.35	383 Espilez, Ivan
358	0	0.00	0.0000	0.0000	0.00	581 Cu, Sonny
359	0	0.00	0.0000	0.0000	0.00	25 Anastasiou, John
360	0	0.00	0.0000	0.0000	0.00	255 Saaiman, Jan Andries
361	0	0.00	0.0000	0.0000	0.00	190 Suominen, Jukka
362	0	0.00	0.0000	0.0000	0.00	1201 Mantzaridis, Christos
363	0	0.00	0.0000	0.0000	0.00	1209 Saouridou, Eleonora
364	0	0.00	0.0000	0.0000	0.00	936 Wolf, Michael

STANDARD -- Overall Stage Results

IPSC World Shoot XVI

Printed October 10, 2011 at 22:45




Stage 26 --

	PTS	TIME	HIT FACTOR	STAGE POINTS	STAGE PERCENT	COMPETITOR # Name
1	44	7.12	6.1798	45.0000	100.00	402 Midgley, Gregory
2	44	7.12	6.1798	45.0000	100.00	683 Santarcangelo, Adriano Ciro
3	44	7.20	6.1111	44.5000	98.89	401 Jaime, Juan Carlos
4	45	7.39	6.0893	44.3412	98.54	983 ZNAMENACEK, PETR
5	44	7.35	5.9864	43.5918	96.87	1015 MIGUEZ, BLAKE
6	42	7.42	5.6604	41.2178	91.60	1002 Tomasie, Travis
7	44	7.81	5.6338	41.0243	91.17	763 Poiret, Jerome
8	45	8.09	5.5624	40.5046	90.01	658 Batki, Gyorgy
9	41	7.51	5.4594	39.7543	88.34	831 JENSEN, RALF K
10	44	8.22	5.3528	38.9781	86.62	92 Monastirsky, Evgeny
11	45	8.49	5.3004	38.5962	85.77	146 Kolia, Muhammed
12	45	8.50	5.2941	38.5508	85.67	811 Madsen, Bo Stampe
13	44	8.34	5.2758	38.4173	85.37	14 Siuniakou, Andrei
14	44	8.34	5.2758	38.4173	85.37	413 Koussev, Alexander
15	45	8.56	5.2570	38.2806	85.07	209 Peacock, Justin James
16	44	8.38	5.2506	38.2339	84.96	762 Boit, Julien
17	43	8.21	5.2375	38.1386	84.75	996 Puente, Ted
18	42	8.05	5.2174	37.9921	84.43	537 Cortes, Kevin
19	44	8.47	5.1948	37.8276	84.06	776 Ostling, Mikael
20	44	8.51	5.1704	37.6498	83.67	558 Dionisio, Jethro
21	40	7.75	5.1613	37.5836	83.52	495 Maia Saldanha Junior, Jaime Roberto
22	44	8.56	5.1402	37.4299	83.18	986 Liehne, Zdenek
23	44	8.59	5.1222	37.2992	82.89	11 Pastor, Federico
24	45	8.82	5.1020	37.1521	82.56	726 Sklavis, Alexandros
25	44	8.63	5.0985	37.1263	82.50	197 Honkasselka, Raine
26	44	8.64	5.0926	37.0833	82.41	414 Ganan, Manuel
27	45	8.87	5.0733	36.9427	82.09	308 Jereb, Uros
28	43	8.54	5.0351	36.6649	81.48	424 Kuenzler, Oliver
29	44	8.76	5.0228	36.5753	81.28	865 Saudemont, Tom
30	42	8.38	5.0119	36.4960	81.10	527 Domingues Oliveira, Lucimar
31	44	8.78	5.0114	36.4920	81.09	684 Simula, Salvatore
32	45	8.99	5.0056	36.4496	81.00	156 Thorstensen, Christopher
33	43	8.60	5.0000	36.4091	80.91	830 Wolff, Ebbe
34	45	9.05	4.9724	36.2079	80.46	796 Birkjaer, Ulrik
35	44	8.86	4.9661	36.1625	80.36	518 Guimaraes Ferreira, Mauro Thompson
36	43	8.66	4.9654	36.1568	80.35	27 Gini, Sebastian Pedro
37	45	9.12	4.9342	35.9300	79.84	117 Ciesielski, Marcin
38	43	8.80	4.8864	35.5816	79.07	964 Sicotte, Pascal
39	43	8.81	4.8808	35.5412	78.98	63 Fischer, Johanna Sophia
40	43	8.82	4.8753	35.5009	78.89	343 Jakob, Herbert
41	44	9.03	4.8726	35.4817	78.85	415 Cervera, Manuel
42	42	8.62	4.8724	35.4799	78.84	297 Andersson, Robert

STANDARD -- Overall Stage Results

IPSC World Shoot XVI

Printed October 10, 2011 at 22:45



Stage 26 --

	PTS	TIME	HIT FACTOR	STAGE POINTS	STAGE PERCENT	COMPETITOR # Name
43	45	9.27	4.8544	35.3486	78.55	211 Patzen, Heinrich
44	45	9.27	4.8544	35.3486	78.55	669 Pedlow, Andrew
45	44	9.08	4.8458	35.2863	78.41	576 Bernabe, Joseph
46	44	9.08	4.8458	35.2863	78.41	245 Backstrom, Mats O
47	44	9.08	4.8458	35.2863	78.41	1037 Richman, Mark
48	41	8.47	4.8406	35.2485	78.33	955 Penner, Scott
49	44	9.10	4.8352	35.2088	78.24	406 Schuetz, Michael
50	45	9.32	4.8283	35.1590	78.13	394 Mangarov, Dimitar
51	43	8.91	4.8260	35.1423	78.09	224 Marjonemi, Esa
52	43	8.94	4.8098	35.0244	77.83	506 Mariano Barbosa, Gabriel Garcia
53	45	9.36	4.8077	35.0087	77.80	681 Silvera, Tullio
54	41	8.53	4.8066	35.0005	77.78	711 Forlani, Dario
55	42	8.74	4.8055	34.9927	77.76	453 Rivera, Edward
56	44	9.18	4.7930	34.9020	77.56	578 Castro, Rosendo Jr
57	42	8.77	4.7891	34.8730	77.50	491 Zander Lima, Igor
58	44	9.20	4.7826	34.8261	77.39	728 Caroselli, Alberto
59	44	9.20	4.7826	34.8261	77.39	864 Margodt, Steve
60	40	8.39	4.7676	34.7167	77.15	816 Davoli, Fabio
61	43	9.04	4.7566	34.6370	76.97	1018 Butler, Taran
62	42	8.83	4.7565	34.6361	76.97	516 Kastell, Peter
63	44	9.26	4.7516	34.6004	76.89	119 Due, Dag Petter
64	43	9.05	4.7514	34.5987	76.89	924 Gagnon, Miguel
65	42	8.85	4.7458	34.5578	76.80	923 Dame, Mike
66	43	9.08	4.7357	34.4844	76.63	664 Buzzachera, Mafaldo
67	45	9.51	4.7319	34.4566	76.57	920 Gruber, Birgit
68	42	8.94	4.6980	34.2099	76.02	220 Ruohonen, Tony
69	44	9.38	4.6908	34.1578	75.91	607 Pible, Israelito
70	42	8.96	4.6875	34.1335	75.85	253 Barentsen, Sasja
71	41	8.76	4.6804	34.0816	75.74	277 Roopram, Kris
72	43	9.22	4.6638	33.9608	75.47	1096 PESCE, FABRIZIO
73	42	9.01	4.6615	33.9441	75.43	585 Lao, Alex
74	39	8.38	4.6539	33.8891	75.31	1047 Sweeney, Matthew
75	43	9.26	4.6436	33.8141	75.14	743 Commisso, Emanuele
76	44	9.49	4.6365	33.7619	75.03	40 Silva, Manuel
77	42	9.06	4.6358	33.7568	75.02	526 Abdul Nibi, Henrique
78	42	9.07	4.6307	33.7196	74.93	699 Bragagnolo, Max
79	43	9.30	4.6237	33.6686	74.82	673 Dalmeida Arruda, Victor
80	43	9.36	4.5940	33.4528	74.34	752 Bettarini, Varo
81	45	9.81	4.5872	33.4028	74.23	693 Montera, Paolo
82	42	9.16	4.5852	33.3882	74.20	65 Friendship, Paul Gary
83	40	8.74	4.5767	33.3264	74.06	1077 Post, Gottfried
84	42	9.20	4.5652	33.2431	73.87	1104 Roumeliotakis, Konstantinos

STANDARD -- Overall Stage Results

IPSC World Shoot XVI

Printed October 10, 2011 at 22:45



Stage 26 --

	PTS	TIME	HIT FACTOR	STAGE POINTS	STAGE PERCENT	COMPETITOR # Name
85	45	9.87	4.5593	33.1998	73.78	227 Alenius, Jouni
86	44	9.67	4.5502	33.1334	73.63	170 Karamitsos, Efthymios
87	41	9.02	4.5455	33.0992	73.55	1045 Stranz, Juergen
88	43	9.48	4.5359	33.0293	73.40	542 Gotamco, Jon Christopher
89	43	9.54	4.5073	32.8216	72.94	877 Fisher, Randy
90	41	9.12	4.4956	32.7362	72.75	1065 Gudenja, Valeria
91	42	9.39	4.4728	32.5704	72.38	273 Van Noord, Ruud
92	40	8.98	4.4543	32.4357	72.08	1006 Widla, Radoslaw
93	38	8.54	4.4496	32.4015	72.00	915 Burrell, Michael
94	41	9.22	4.4469	32.3812	71.96	849 Botticelli, Alessandro
95	43	9.67	4.4467	32.3804	71.96	229 Borgstrom, Stefan
96	41	9.23	4.4420	32.3461	71.88	783 Kuveljic, Dusan
97	41	9.25	4.4324	32.2762	71.72	1064 Rogers, Randi
98	41	9.29	4.4133	32.1372	71.42	725 D'alessandro, Mauro
99	40	9.09	4.4004	32.0432	71.21	322 Holzapfel, Thomas Christia
100	45	10.24	4.3945	32.0002	71.11	812 Di Prospero, Mauro
101	40	9.13	4.3812	31.9028	70.90	135 Nordgaard, Tor Olav
102	44	10.06	4.3738	31.8489	70.78	221 Kuisma, Mikko
103	43	9.88	4.3522	31.6921	70.43	1279 Muhlbacher, Hubert
104	41	9.43	4.3478	31.6601	70.36	1243 Sioda, Geno Wieslaw
105	45	10.39	4.3311	31.5382	70.08	378 Tutschke, Petra
106	43	9.93	4.3303	31.5325	70.07	158 Nakling, Hilde
107	41	9.49	4.3203	31.4599	69.91	10 Roitman, Patricio
108	43	9.97	4.3129	31.4060	69.79	839 Lindberg, Henrik Have
109	43	9.98	4.3086	31.3746	69.72	834 Dahlman, Roland
110	44	10.23	4.3011	31.3197	69.60	288 Henriques, Orville
111	42	9.77	4.2989	31.3036	69.56	802 Duvivier, Cedric
112	42	9.81	4.2813	31.1760	69.28	83 Greeff, Pieter Albert
113	44	10.30	4.2718	31.1068	69.13	166 Ostgaard, Haavard
114	45	10.54	4.2694	31.0894	69.09	1063 Nonaka, Tori
115	44	10.46	4.2065	30.6310	68.07	328 Burkhart, Helmut
116	42	10.01	4.1958	30.5531	67.90	1130 Zaharioudakis, Mihail
117	45	10.74	4.1899	30.5104	67.80	806 Munson, Lisa
118	42	10.05	4.1791	30.4315	67.63	702 Comert, Ergun
119	42	10.06	4.1750	30.4012	67.56	789 Correia, Paulo
120	40	9.61	4.1623	30.3093	67.35	347 Kraft, Herbert
121	38	9.14	4.1575	30.2745	67.28	957 Price, Stephen
122	42	10.11	4.1543	30.2509	67.22	655 Fischer, Reinaldo
123	43	10.37	4.1466	30.1946	67.10	1083 Tiberi, Marco
124	43	10.39	4.1386	30.1365	66.97	468 Kressibucher, Peter
125	45	10.94	4.1133	29.9526	66.56	210 Engelbrecht, Hermanus
126	42	10.23	4.1056	29.8960	66.44	589 Ongpauco, Tyrone

STANDARD -- Overall Stage Results

IPSC World Shoot XVI

Printed October 10, 2011 at 22:45



Stage 26 --

	PTS	TIME	HIT FACTOR	STAGE POINTS	STAGE PERCENT	COMPETITOR # Name
127	44	10.75	4.0930	29.8047	66.23	800 Djukovic, Marko
128	42	10.27	4.0896	29.7796	66.18	317 Wigchert, Frank
129	43	10.53	4.0836	29.7358	66.08	482 Spatoulas, Ioannis
130	43	10.56	4.0720	29.6513	65.89	1088 Papadopoulos, Georgios
131	44	10.82	4.0665	29.6118	65.80	1087 Papagrigoriou, Evangelos
132	45	11.07	4.0650	29.6009	65.78	1005 Madajewski, Leszek
133	44	10.85	4.0553	29.5300	65.62	19 Jansen Van Vuuren, Abraham Carel
134	40	9.93	4.0282	29.3326	65.18	962 Sanford, Ralph
135	41	10.22	4.0117	29.2128	64.92	770 Guillaume, Bertrand
136	42	10.49	4.0038	29.1550	64.79	545 Gonzaga, Jannette
137	42	10.50	4.0000	29.1273	64.73	1004 Gawenda, Boguslaw
138	37	9.25	4.0000	29.1273	64.73	784 Gomez, Estuardo
139	41	10.39	3.9461	28.7348	63.86	1105 Roumeliotakis, Nikolaos
140	40	10.15	3.9409	28.6968	63.77	105 Thompson, David
141	35	8.89	3.9370	28.6686	63.71	55 Kay, Ian Lawrence
142	42	10.71	3.9216	28.5561	63.46	136 Fremstad, Jon Terje
143	40	10.21	3.9177	28.5282	63.40	1114 Dela Pena, Ramiro
144	44	11.24	3.9146	28.5053	63.35	148 Syversen, Lars
145	41	10.48	3.9122	28.4880	63.31	1118 Syrogiannis, Alexandros
146	39	9.97	3.9117	28.4845	63.30	292 Buono, Mauricio
147	43	11.05	3.8914	28.3365	62.97	52 De Wet, Jacobus
148	45	11.58	3.8860	28.2972	62.88	314 Van Uitert, John
149	41	10.56	3.8826	28.2722	62.83	35 Schmidt-Dumont, Jorn Peter
150	37	9.60	3.8542	28.0653	62.37	934 Nardi, Frank
151	42	10.96	3.8321	27.9048	62.01	1007 Burzec, Wieslaw
152	45	11.86	3.7943	27.6292	61.40	232 Lento, Mika
153	45	11.87	3.7911	27.6059	61.35	828 Hansen, Gert Erling
154	41	10.90	3.7615	27.3903	60.87	1102 Poutoglidis, Georgios
155	44	11.75	3.7447	27.2681	60.60	87 Mihajlovic, Zoran
156	43	11.51	3.7359	27.2040	60.45	231 Dahl, Mikael
157	44	11.81	3.7257	27.1296	60.29	1257 Ballesteros, Antonio Oribe
158	42	11.30	3.7168	27.0652	60.14	766 Weber, Didier
159	42	11.31	3.7135	27.0412	60.09	120 Aarebraat, Per Arild
160	43	11.62	3.7005	26.9465	59.88	595 Aronis, Themistoklis
161	41	11.09	3.6970	26.9211	59.82	112 Cumming, David
162	39	10.62	3.6723	26.7411	59.42	33 Du Plooy, Eurika Susara
163	42	11.45	3.6681	26.7106	59.36	976 Quinn, Mark
164	42	11.48	3.6585	26.6408	59.20	597 Berntsen, Jostein Cavite
165	32	8.75	3.6571	26.6306	59.18	1009 Bragg, Emanuel
166	44	12.04	3.6545	26.6113	59.14	103 Redford, Martin
167	42	11.56	3.6332	26.4564	58.79	38 Maidwell, Troy Robert
168	44	12.14	3.6244	26.3921	58.65	18 Van Straaten, Andre Stefaan

STANDARD -- Overall Stage Results

IPSC World Shoot XVI

Printed October 10, 2011 at 22:45



Stage 26 --

	PTS	TIME	HIT FACTOR	STAGE POINTS	STAGE PERCENT	COMPETITOR # Name
169	45	12.42	3.6232	26.3834	58.63	688 Bergami, Davide
170	40	11.05	3.6199	26.3595	58.58	921 Strasser, Elisabeth
171	45	12.47	3.6087	26.2776	58.39	637 Giles, Claire
172	44	12.61	3.4893	25.4084	56.46	572 Yao, Eduardo
173	42	12.10	3.4711	25.2757	56.17	1189 Kalfas, Haralambos
174	43	12.44	3.4566	25.1703	55.93	533 Belarmino, Benjamin Jr
175	42	12.22	3.4370	25.0275	55.62	1127 Vasileiou, Nikolaos
176	42	12.25	3.4286	24.9662	55.48	489 Faci, Caroline
177	43	12.55	3.4263	24.9497	55.44	150 Evesque, Michel
178	45	13.15	3.4221	24.9188	55.38	553 Teixeira, Nilton Pita
179	45	13.18	3.4143	24.8620	55.25	525 Liongos, Christos
180	43	12.63	3.4046	24.7916	55.09	617 Sabakova, Petra
181	40	11.81	3.3870	24.6632	54.81	62 Rolls, Kevin Keith
182	40	11.85	3.3755	24.5800	54.62	644 Dines, Phillip
183	44	13.08	3.3639	24.4954	54.43	287 Heyliger, Claudieus
184	44	13.12	3.3537	24.4207	54.27	496 Maia Saldanha, Jaime Roberto
185	37	11.04	3.3514	24.4046	54.23	53 Keaney, Janis Mather
186	43	12.84	3.3489	24.3862	54.19	216 Du Toit, Cecilia
187	45	13.51	3.3309	24.2548	53.90	143 Krako, Lene Olaug
188	43	12.94	3.3230	24.1977	53.77	89 Bratushkins, Arturs
189	40	12.16	3.2895	23.9534	53.23	379 Dose, Klaus-Peter
190	44	13.47	3.2665	23.7862	52.86	919 Aigner, Edeltraud
191	39	11.95	3.2636	23.7649	52.81	122 Tessem, Terje
192	28	8.62	3.2483	23.6532	52.56	102 Kjelvei, Olav Robert
193	43	13.27	3.2404	23.5959	52.44	1003 Koput, Jurand
194	44	13.58	3.2401	23.5935	52.43	749 Dumont, Jose
195	43	13.33	3.2258	23.4897	52.20	104 Chan, Mario
196	28	8.82	3.1746	23.1169	51.37	653 Woodhouse, Robert
197	42	13.31	3.1555	22.9779	51.06	265 Hoogduijn, Peter
198	29	9.23	3.1419	22.8790	50.84	1048 Lim, Julian
199	29	9.26	3.1317	22.8048	50.68	274 Plagge, Alexander
200	29	9.34	3.1049	22.6095	50.24	1013 Podlesak, Roman
201	33	10.68	3.0899	22.5000	50.00	1253 O'Donovan, Sean
202	42	13.60	3.0882	22.4880	49.97	1129 Zafiridis, Sotirios
203	28	9.08	3.0837	22.4549	49.90	258 Kaewmuangpet, Narongsak
204	43	13.96	3.0802	22.4297	49.84	354 Jose Vaghi, Antonio
205	43	13.99	3.0736	22.3816	49.74	443 Gepperth, Friedrich
206	44	14.33	3.0705	22.3587	49.69	541 Francisco, Raymundo
207	41	13.53	3.0303	22.0661	49.04	1159 Karalakis, Emmanouil
208	45	14.87	3.0262	22.0364	48.97	42 Rebelo, Jose
209	42	13.89	3.0238	22.0185	48.93	505 Macedo Filho, Edmundo Souza
210	27	8.99	3.0033	21.8698	48.60	247 Lindstedt, Lars

STANDARD -- Overall Stage Results

IPSC World Shoot XVI

Printed October 10, 2011 at 22:45



Stage 26 --

PTS	TIME	HIT FACTOR	STAGE POINTS	STAGE PERCENT	COMPETITOR # Name
211	28	9.40	2.9787	21.6905	48.20 223 Kinnala, Jani
212	40	13.48	2.9674	21.6078	48.02 636 Dawson, Peter
213	29	9.78	2.9652	21.5923	47.98 927 Hudson, Robbin
214	41	13.83	2.9646	21.5875	47.97 1245 Stettmisch, Rainer
215	40	13.56	2.9499	21.4803	47.73 1120 Tsiavos, Themistoklis
216	27	9.18	2.9412	21.4171	47.59 733 Morassut, Enrico
217	27	9.28	2.9095	21.1863	47.08 251 Cheng, Tat Nang
218	27	9.28	2.9095	21.1863	47.08 536 Bastian, Reynante
219	27	9.42	2.8662	20.8715	46.38 350 Noormets, Andy
220	40	14.03	2.8510	20.7607	46.13 477 Nogueira Sette Bicalho, Carlos Eduardo
221	25	8.81	2.8377	20.6635	45.92 559 Martin, Wilfredo Jr
222	42	14.99	2.8019	20.4027	45.34 9 Baigorria, Jorge Orlando
223	26	9.34	2.7837	20.2706	45.05 606 Gonzales, Dan
224	28	10.14	2.7613	20.1076	44.68 939 Korobkin, Anatoli
225	39	14.14	2.7581	20.0842	44.63 329 Burkhart, Rita
226	44	16.07	2.7380	19.9378	44.31 588 Ongpauco, Ramon
227	30	10.96	2.7372	19.9320	44.29 1094 Zarubova, Marketa
228	28	10.26	2.7290	19.8724	44.16 396 Astroth, Marcus
229	28	10.28	2.7237	19.8337	44.07 775 Bettoni, Leonardo
230	29	10.66	2.7205	19.8098	44.02 416 Cases, Antonio
231	28	10.44	2.6820	19.5298	43.40 1101 Sandberg, Jens
232	28	10.45	2.6794	19.5111	43.36 230 Poikonen, Kristian
233	27	10.14	2.6627	19.3895	43.09 34 Viljoen, Enrico Pierre
234	33	12.49	2.6421	19.2394	42.75 871 Hansen, Sean
235	24	9.13	2.6287	19.1417	42.54 313 Slim, Marcel
236	43	16.83	2.5550	18.6048	41.34 1227 Pavlidis, Polyvios
237	37	14.50	2.5517	18.5812	41.29 1241 Stamenkvic, Zoran
238	26	10.21	2.5465	18.5433	41.21 487 Misanovic, Dragan
239	39	15.34	2.5424	18.5131	41.14 604 Kornaros, Nikolaos
240	29	11.46	2.5305	18.4269	40.95 569 Mercader, Azurphanipal
241	41	16.31	2.5138	18.3050	40.68 1191 Kardoulis, Spyridon
242	35	13.96	2.5072	18.2567	40.57 554 Silva Pereira, Nelson Jose
243	37	14.80	2.5000	18.2045	40.45 76 Selven, Lars
244	42	16.80	2.5000	18.2045	40.45 172 Takkumaki, Taisto
245	35	14.06	2.4893	18.1269	40.28 1215 Stavrianakis, Vasileios
246	29	11.75	2.4681	17.9721	39.94 32 O'donovan, Sebella
247	27	10.96	2.4635	17.9388	39.86 1070 Miguez, Steve
248	28	11.38	2.4605	17.9166	39.81 98 Adam, Robert
249	33	13.47	2.4499	17.8396	39.64 1262 Kakavoulas, Ioannis
250	41	16.77	2.4448	17.8029	39.56 577 Borro, Hilario
251	41	16.86	2.4318	17.7079	39.35 113 Mant, Patrick
252	25	10.30	2.4272	17.6743	39.28 666 Franca Filho, Silvio

STANDARD -- Overall Stage Results

IPSC World Shoot XVI

Printed October 10, 2011 at 22:45



Stage 26 --

	PTS	TIME	HIT FACTOR	STAGE POINTS	STAGE PERCENT	COMPETITOR # Name
253	44	18.20	2.4176	17.6044	39.12	404 Pawlowsky, Maik
254	24	10.01	2.3976	17.4589	38.80	632 Fitzgerald, John
255	40	16.69	2.3966	17.4519	38.78	101 Maidwell, Tara Louise
256	24	10.03	2.3928	17.4241	38.72	909 Garaev, Albert
257	40	16.77	2.3852	17.3687	38.60	218 Shawe, Karen
258	41	17.27	2.3741	17.2875	38.42	1260 Vergos, Apostolos
259	38	16.08	2.3632	17.2083	38.24	1167 Giannakos, Konstantinos
260	43	18.24	2.3575	17.1666	38.15	129 Weber, Nick
261	23	9.80	2.3469	17.0900	37.98	625 Carey, Peter
262	22	9.39	2.3429	17.0607	37.91	222 Keskivali, Tiia
263	39	16.87	2.3118	16.8341	37.41	497 Santos Honorato, Jose
264	39	16.92	2.3050	16.7843	37.30	1150 Adamakopoulos, Theodoros
265	27	11.77	2.2940	16.7043	37.12	1112 Turkova, Eva
266	26	11.40	2.2807	16.6077	36.91	225 Lokkila, Heidi
267	29	12.73	2.2781	16.5886	36.86	249 Quinn, Paddy
268	27	11.89	2.2708	16.5357	36.75	79 Goncalves, Jose
269	25	11.37	2.1988	16.0110	35.58	403 Mohr, Uwe
270	22	10.14	2.1696	15.7988	35.11	1025 Zils, Jevgenij
271	28	12.96	2.1605	15.7323	34.96	765 Martin-Privat, Pierre
272	28	12.97	2.1588	15.7202	34.93	430 Fernandez, Enrique
273	37	17.15	2.1574	15.7100	34.91	891 Baldwin, Alastair
274	25	11.70	2.1368	15.5594	34.58	880 Keehart, Deborah
275	27	12.67	2.1310	15.5177	34.48	88 Johansen, Olaf Nikolai
276	35	16.43	2.1302	15.5121	34.47	475 Trofimov, Nikolai
277	27	12.93	2.0882	15.2057	33.79	979 Clark, Paul
278	27	13.14	2.0548	14.9626	33.25	1184 Efthimiou, Christos
279	26	12.89	2.0171	14.6879	32.64	285 Kamolwong, Somchai
280	44	21.85	2.0137	14.6636	32.59	439 Rieber, Albert
281	44	22.17	1.9847	14.4520	32.12	1161 Fragouli, Maria
282	24	12.26	1.9576	14.2548	31.68	457 Mihtiev, Krasimir
283	15	7.67	1.9557	14.2408	31.65	355 Damm, Oliver
284	26	13.39	1.9417	14.1395	31.42	1235 Schuh, Sandra
285	18	9.49	1.8967	13.8117	30.69	41 Costa, Luis
286	23	12.33	1.8654	13.5833	30.19	609 Roque, Mary Cristy
287	18	9.75	1.8462	13.4434	29.87	615 Barnes, Michael
288	22	11.96	1.8395	13.3946	29.77	447 Lazaridi, Igor
289	22	12.04	1.8272	13.3056	29.57	421 Wallroth, Marion
290	43	24.03	1.7894	13.0303	28.96	5 Kaufmanis, Eriks
291	29	16.34	1.7748	12.9237	28.72	769 Beaunier, Francois
292	28	15.81	1.7710	12.8963	28.66	370 Rogmann, Juergen
293	42	23.86	1.7603	12.8180	28.48	659 Hatzipanagiotis, Peter
294	29	16.71	1.7355	12.6375	28.08	15 Gromov, Andrej

STANDARD -- Overall Stage Results

IPSC World Shoot XVI

Printed October 10, 2011 at 22:45



Stage 26 --

	PTS	TIME	HIT FACTOR	STAGE POINTS	STAGE PERCENT	COMPETITOR # Name
295	27	15.97	1.6907	12.3112	27.36	1155 Chrysafidis, Dimitrios
296	27	16.37	1.6494	12.0103	26.69	484 Figoli, Edmundo Jose
297	31	19.68	1.5752	11.4703	25.49	818 Donnelly, Vernon
298	19	12.13	1.5664	11.4060	25.35	142 Selven, Lasse Strand
299	26	17.61	1.4764	10.7511	23.89	480 Lima E Silva, Denise Maria
300	13	8.92	1.4574	10.6125	23.58	764 Gerard, Joel
301	43	31.42	1.3686	9.9656	22.15	1196 Kelesis, Christos
302	18	13.52	1.3314	9.6947	21.54	1236 Kieninger, Stephanie
303	14	10.90	1.2844	9.3528	20.78	116 Birketvedt, Espen
304	12	9.37	1.2807	9.3257	20.72	12 Swierczek, Zbigniew
305	12	9.94	1.2072	8.7909	19.54	810 Mac-Namara, Fabian
306	30	24.88	1.2058	8.7803	19.51	13 Zaworski, Radoslaw
307	11	9.31	1.1815	8.6037	19.12	1022 Szaszi, Csaba
308	11	9.71	1.1329	8.2492	18.33	1069 Novak, Robert
309	14	12.91	1.0844	7.8966	17.55	1214 Spatoulas, Vasileios
310	24	25.01	0.9596	6.9878	15.53	1163 Zaharopoulos, Myron
311	13	13.98	0.9299	6.7714	15.05	1166 Fitatzis, Dimitrios
312	15	16.34	0.9180	6.6847	14.85	100 Redford, Melvyn
313	9	10.68	0.8427	6.1364	13.64	876 Erickson, Rick
314	11	13.76	0.7994	5.8212	12.94	476 Grilli, Cassio
315	10	14.17	0.7057	5.1389	11.42	842 Alexiou, Ioannis
316	1	13.23	0.0756	0.5504	1.22	1199 Leontaridis, Pavlos
317	0	0.00	0.0000	0.0000	0.00	235 Karin, Rami
318	0	0.00	0.0000	0.0000	0.00	458 Kostadinov, Svetoslav
319	0	0.00	0.0000	0.0000	0.00	1231 Evangelinos, Dino
320	0	0.00	0.0000	0.0000	0.00	1213 Soumalevris, Konstantinos
321	0	0.00	0.0000	0.0000	0.00	1223 Topouzis, Konstantinos
322	0	0.00	0.0000	0.0000	0.00	1212 Skoumpouris, Antonios
323	0	0.00	0.0000	0.0000	0.00	1248 Tzimas, Dimitrios
324	0	7.61	0.0000	0.0000	0.00	850 Cifuentes, Edwin
325	0	0.00	0.0000	0.0000	0.00	1247 Terstis, Markos
326	0	0.00	0.0000	0.0000	0.00	1132 Iordanidis, Stavros
327	0	0.00	0.0000	0.0000	0.00	1221 Psaroudakis, Emmanouil
328	0	9.75	0.0000	0.0000	0.00	1281 Gospodin, Zhelev

PRODUCTION -- Overall Stage Results

IPSC World Shoot XVI

Printed October 10, 2011 at 22:45



Stage 26 --

	PTS	TIME	HIT FACTOR	STAGE POINTS	STAGE PERCENT	COMPETITOR # Name
1	43	7.71	5.5772	45.0000	100.00	799 Gyllenberg, Rasmus
2	45	8.18	5.5012	44.3872	98.64	418 Ibanez, Gorka
3	45	8.36	5.3828	43.4315	96.51	445 Hubli, Pascal
4	43	8.02	5.3616	43.2606	96.13	90 Steiner, Aldar
5	43	8.05	5.3416	43.0994	95.78	888 TITOV, VLADIMIR
6	43	8.09	5.3152	42.8863	95.30	520 Lejano, Jeufro Emil
7	45	8.52	5.2817	42.6159	94.70	772 Momcilovic, Ljubisa
8	45	8.54	5.2693	42.5161	94.48	291 Rasmussen, Per-Ola
9	45	8.55	5.2632	42.4663	94.37	58 VYSNY, MARIAN
10	41	7.79	5.2632	42.4663	94.37	754 Moreira, Galo
11	43	8.18	5.2567	42.4144	94.25	874 Drolet, Jean Philippe
12	45	8.64	5.2083	42.0240	93.39	567 Heller, Peter
13	43	8.32	5.1683	41.7007	92.67	686 Torgashov, Pavel
14	45	8.74	5.1487	41.5432	92.32	1011 Hobdell, Angus
15	41	7.97	5.1443	41.5073	92.24	745 Daguanel, Laetitia
16	45	8.77	5.1311	41.4011	92.00	159 Kvarsnes, Hans Petter
17	45	8.79	5.1195	41.3069	91.79	985 Vogel, Robert
18	45	8.80	5.1136	41.2599	91.69	734 Zuccolo, Giovanni
19	43	8.44	5.0948	41.1078	91.35	1026 Vinduska, Vaclav
20	45	8.86	5.0790	40.9805	91.07	991 Mink, Matthew
21	45	8.87	5.0733	40.9343	90.97	1046 Stryc, Michael
22	43	8.48	5.0708	40.9139	90.92	180 Manni, Matti
23	45	8.93	5.0392	40.6593	90.35	514 Fricker, Claudia
24	43	8.54	5.0351	40.6265	90.28	412 Kostadinov, Plamen
25	43	8.54	5.0351	40.6265	90.28	422 Petkova, Kristina
26	41	8.17	5.0184	40.4912	89.98	353 Klimushev, Gustav
27	45	9.01	4.9945	40.2982	89.55	28 Prieto, Marcelo German
28	43	8.63	4.9826	40.2028	89.34	257 Sudhinaraset, Khanet
29	43	8.63	4.9826	40.2028	89.34	57 Fedor, Marian
30	43	8.64	4.9769	40.1563	89.24	448 Vericio De Oliveira, Allison
31	41	8.25	4.9697	40.0985	89.11	417 De Cobos, Eduardo
32	45	9.06	4.9669	40.0759	89.06	306 Brezovnik, Slavko
33	43	8.66	4.9654	40.0635	89.03	139 Skaarer, Even
34	43	8.66	4.9654	40.0635	89.03	462 Michel, Walter
35	43	8.70	4.9425	39.8793	88.62	821 GUSHCHINA, MARIA
36	45	9.11	4.9396	39.8559	88.57	427 Burkhalter, Christine
37	43	8.73	4.9255	39.7423	88.32	557 Alejandro, Bernardo Mari V
38	43	8.77	4.9031	39.5610	87.91	716 BUTICCHI, EDOARDO ROBERTO
39	43	8.77	4.9031	39.5610	87.91	1021 Sedy, Roman
40	45	9.19	4.8966	39.5089	87.80	643 Jankovic, Nebojsa
41	45	9.20	4.8913	39.4660	87.70	869 Stepanov, Oleg
42	43	8.80	4.8864	39.4261	87.61	334 Kummer, Patrick

PRODUCTION -- Overall Stage Results

IPSC World Shoot XVI

Printed October 10, 2011 at 22:45



Stage 26 --

	PTS	TIME	HIT FACTOR	STAGE POINTS	STAGE PERCENT	COMPETITOR # Name
43	43	8.81	4.8808	39.3814	87.51	803 Donot, Marc
44	45	9.23	4.8754	39.3377	87.42	819 Danilovich, Pavel
45	41	8.41	4.8751	39.3356	87.41	59 HRNCIARIK, ANDREJ
46	45	9.26	4.8596	39.2103	87.13	43 Karosas, Linas
47	45	9.27	4.8544	39.1680	87.04	1053 Dunivin, Sara
48	45	9.30	4.8387	39.0416	86.76	456 Markov, Metodi
49	43	8.92	4.8206	38.8957	86.43	992 Stoeger, Ben
50	43	8.95	4.8045	38.7654	86.15	233 Spevak, Stanislav
51	45	9.37	4.8026	38.7500	86.11	307 Petrac, Robert
52	43	8.96	4.7991	38.7221	86.05	246 Svedberg, Peter
53	43	8.98	4.7884	38.6359	85.86	335 Kummer, Steven
54	41	8.58	4.7786	38.5563	85.68	813 Stangvik, Kent
55	43	9.03	4.7619	38.4219	85.38	71 Czocher, Mikulas
56	43	9.05	4.7514	38.3370	85.19	573 Anglo, Wilfredo
57	41	8.66	4.7344	38.2001	84.89	339 Hvalec, Maksimiljan
58	41	8.68	4.7235	38.1121	84.69	319 Dzuho, Elvir
59	41	8.68	4.7235	38.1121	84.69	524 Maric, Hrvoje
60	43	9.11	4.7201	38.0845	84.63	260 Van Der Lende, Frank
61	43	9.12	4.7149	38.0428	84.54	1267 Kondruch, Anatoliy
62	41	8.70	4.7126	38.0245	84.50	178 KAUNISTO, VESA
63	45	9.55	4.7120	38.0196	84.49	8 Grincenko, Vitalijus
64	43	9.13	4.7097	38.0011	84.45	3 Kazanskis, Marius
65	43	9.13	4.7097	38.0011	84.45	947 Strader, Phil
66	45	9.59	4.6924	37.8610	84.14	937 King, Nick
67	43	9.21	4.6688	37.6710	83.71	91 TOIBIS, DOTAN
68	43	9.21	4.6688	37.6710	83.71	843 Martin, Eric
69	45	9.64	4.6680	37.6646	83.70	226 Kotziadimos, Thomas
70	43	9.23	4.6587	37.5894	83.53	366 Gino, Leonardo Jr
71	41	8.83	4.6433	37.4646	83.25	374 Schmidt, Tino
72	43	9.29	4.6286	37.3466	82.99	455 Dimitrov, Milen
73	43	9.29	4.6286	37.3466	82.99	549 Ishihara, Luis Henrique
74	45	9.73	4.6249	37.3163	82.93	867 Potapenko, Evgeny
75	41	8.87	4.6223	37.2957	82.88	1119 Tzallas, Georgios
76	41	8.91	4.6016	37.1283	82.51	970 Fedorchuk, Oleksandr
77	41	8.92	4.5964	37.0866	82.41	179 Nousiainen, Lauri
78	41	8.92	4.5964	37.0866	82.41	298 Ekstrand, Fredrik
79	41	8.93	4.5913	37.0451	82.32	86 Janjusevic, Milorad
80	41	8.95	4.5810	36.9623	82.14	719 Brocanelli, Paolo
81	45	9.84	4.5732	36.8991	82.00	958 Ross, Jamieson
82	41	8.97	4.5708	36.8799	81.96	302 Chomrit, Chalernpol
83	41	8.97	4.5708	36.8799	81.96	50 Quindi Vallerga, Gaston
84	41	9.01	4.5505	36.7162	81.59	1051 Goloski - Golob, Julie

PRODUCTION -- Overall Stage Results

IPSC World Shoot XVI

Printed October 10, 2011 at 22:45




Stage 26 --

	PTS	TIME	HIT FACTOR	STAGE POINTS	STAGE PERCENT	COMPETITOR # Name
85	43	9.45	4.5503	36.7143	81.59	840 Radovic, Zarko
86	45	9.94	4.5272	36.5279	81.17	1275 Karpenko, Valerii
87	41	9.06	4.5254	36.5136	81.14	21 Hattingh, Diederik
88	41	9.07	4.5204	36.4733	81.05	184 Toikkanen, Janne
89	41	9.09	4.5105	36.3930	80.87	295 De Abreu, Yhonny
90	41	9.09	4.5105	36.3930	80.87	844 PICHUGIN, ALEXEY
91	43	9.54	4.5073	36.3679	80.82	6 Rutkauskas, Saulius
92	43	9.57	4.4932	36.2539	80.56	1178 Psaroudakis, Kosmas
93	41	9.17	4.4711	36.0756	80.17	859 Kryuchin, Nikita
94	43	9.70	4.4330	35.7680	79.48	411 Hristov, Rosen
95	43	9.70	4.4330	35.7680	79.48	1121 Tsimekas, Athanasios
96	39	8.80	4.4318	35.7586	79.46	822 Gushchin, Mikhail
97	41	9.26	4.4276	35.7249	79.39	368 Tayag, Diomari Ivan
98	43	9.74	4.4148	35.6212	79.16	570 Torrevillas, Daniel
99	41	9.31	4.4039	35.5331	78.96	1073 Reiter, Gerald
100	43	9.79	4.3922	35.4392	78.75	420 Van Essen, Olaf
101	41	9.37	4.3757	35.3055	78.46	316 Steiger, Thomas
102	39	8.94	4.3624	35.1986	78.22	1062 Dimaculangan, Lee
103	41	9.40	4.3617	35.1929	78.21	1115 Ziebart, Friedrich
104	39	8.95	4.3575	35.1593	78.13	513 Binder, Thomas
105	41	9.41	4.3571	35.1555	78.12	1149 SAVKOVIC, JELENA
106	45	10.33	4.3562	35.1488	78.11	965 ZAPLETAL, MIROSLAV
107	43	9.91	4.3391	35.0101	77.80	538 Jorge, Ma Inez
108	39	8.99	4.3382	35.0028	77.78	809 Mondaca, Gabriel
109	45	10.38	4.3353	34.9795	77.73	631 Giannella, Patrizia
110	39	9.00	4.3333	34.9640	77.70	912 Kurbatskikh, Vasilii
111	41	9.47	4.3295	34.9327	77.63	878 Papadhopulli, Nikolin
112	43	9.95	4.3216	34.8693	77.49	301 Ulapathorn, Pornpong
113	39	9.04	4.3142	34.8092	77.35	795 Romer, Jack
114	41	9.51	4.3113	34.7858	77.30	356 Haben, Joerg
115	35	8.12	4.3103	34.7785	77.29	341 Humar, Martin
116	45	10.44	4.3103	34.7785	77.29	1061 Leatham, Kippi
117	39	9.05	4.3094	34.7708	77.27	760 Veziat, Pierre
118	45	10.45	4.3062	34.7452	77.21	720 Petrovic, Davor
119	37	8.62	4.2923	34.6332	76.96	790 Borges, Bruno
120	45	10.49	4.2898	34.6127	76.92	315 Verhulst, Hans
121	41	9.57	4.2842	34.5677	76.82	858 Bykova, Elena
122	41	9.57	4.2842	34.5677	76.82	1259 Van Hof, Patrick
123	43	10.04	4.2829	34.5568	76.79	755 Sajot, Roberto
124	39	9.11	4.2810	34.5418	76.76	318 Ceric, Suad
125	41	9.58	4.2797	34.5316	76.74	433 Josi, Oliver
126	41	9.58	4.2797	34.5316	76.74	863 RUDOV, SERGEY

PRODUCTION -- Overall Stage Results

IPSC World Shoot XVI

Printed October 10, 2011 at 22:45



Stage 26 --

	PTS	TIME	HIT FACTOR	STAGE POINTS	STAGE PERCENT	COMPETITOR # Name
127	45	10.52	4.2776	34.5140	76.70	248 Karlsson, Peter
128	43	10.07	4.2701	34.4538	76.56	1103 Ragias, Konstantinos
129	35	8.20	4.2683	34.4392	76.53	781 De Sanctis, Maurizio Raffae
130	39	9.17	4.2530	34.3158	76.26	68 Penov, Anton
131	41	9.65	4.2487	34.2811	76.18	1100 Stobbe, Markus
132	39	9.18	4.2484	34.2784	76.17	807 Servodio, Francesco
133	43	10.13	4.2448	34.2498	76.11	721 Vukojevic, Dejan
134	41	9.66	4.2443	34.2456	76.10	169 Engan, Jon Arne
135	39	9.19	4.2437	34.2411	76.09	325 Ekstedt, Stefan
136	41	9.67	4.2399	34.2102	76.02	121 Venditti, Daniele
137	37	8.75	4.2286	34.1187	75.82	787 Vanreusel, Philippe
138	41	9.71	4.2225	34.0693	75.71	181 Kervinen, Ilkka
139	39	9.24	4.2208	34.0558	75.68	1072 Reilly, Chad
140	43	10.20	4.2157	34.0147	75.59	1276 Nagirnyak, Yuriy
141	37	8.79	4.2093	33.9634	75.47	709 Avoledo, Manuele
142	37	8.79	4.2093	33.9634	75.47	756 Lavergne, Mathieu
143	45	10.70	4.2056	33.9334	75.41	78 Steiner, Yoram
144	39	9.28	4.2026	33.9090	75.35	885 Barinova, Mira
145	43	10.26	4.1910	33.8158	75.15	662 Von Gerhardt, Brendan
146	39	9.35	4.1711	33.6551	74.79	969 Tautiev, Zaur
147	39	9.37	4.1622	33.5833	74.63	31 Alba, Gabriel Fernand
148	37	8.90	4.1573	33.5436	74.54	444 Meichtry, Markus
149	39	9.39	4.1534	33.5118	74.47	860 Kryuchin, Konstantin
150	39	9.40	4.1489	33.4761	74.39	757 Sagon, Aurelien
151	43	10.39	4.1386	33.3927	74.21	1137 Koutantos, Emmanouil
152	41	9.94	4.1247	33.2810	73.96	708 Piccioni, Mario
153	43	10.44	4.1188	33.2328	73.85	386 Wiegand, Max
154	43	10.45	4.1148	33.2010	73.78	17 Hopper, Robert Michael
155	39	9.49	4.1096	33.1586	73.69	531 Salomao Neto, Pedro
156	39	9.50	4.1053	33.1237	73.61	466 Reich, Rolf
157	39	9.55	4.0838	32.9503	73.22	82 Betts, Alan
158	39	9.61	4.0583	32.7446	72.77	1131 Iliopoulos, Georgios
159	41	10.17	4.0315	32.5283	72.29	127 Dunkley, Robert
160	37	9.21	4.0174	32.4146	72.03	294 Brodski, Dmitri
161	41	10.21	4.0157	32.4009	72.00	110 Guest, Graham
162	37	9.22	4.0130	32.3794	71.95	747 Baculard, Patrick
163	35	8.73	4.0092	32.3484	71.89	107 Montgomery, Peter
164	35	8.76	3.9954	32.2376	71.64	30 Savarino, Juan Pablo
165	39	9.77	3.9918	32.2084	71.57	217 Du Toit, Daniel
166	41	10.31	3.9767	32.0866	71.30	1082 Cadamuro, Denis
167	41	10.39	3.9461	31.8395	70.75	1280 Flores, Juan Paulo
168	39	9.90	3.9394	31.7854	70.63	678 Yamaguchi, Yukio

PRODUCTION -- Overall Stage Results

IPSC World Shoot XVI

Printed October 10, 2011 at 22:45




Stage 26 --

	PTS	TIME	HIT FACTOR	STAGE POINTS	STAGE PERCENT	COMPETITOR # Name
169	39	9.91	3.9354	31.7533	70.56	438 Papzien, Siegbert
170	43	10.93	3.9341	31.7429	70.54	509 Pesek, Damijan
171	43	10.94	3.9305	31.7139	70.48	899 RUDOV, ALEXANDER
172	41	10.45	3.9234	31.6567	70.35	582 Cua, Rodolfo Jr
173	37	9.44	3.9195	31.6248	70.28	4 Zdzitowiecki, Andrzej
174	45	11.49	3.9164	31.6003	70.22	155 Nilsen, Bengt
175	43	10.98	3.9162	31.5984	70.22	975 Milyukov, Alexander
176	37	9.47	3.9071	31.5246	70.05	710 Norero, Maurizio
177	41	10.51	3.9010	31.4760	69.95	507 Oliveira Ribas, Heraldo Sergio
178	39	10.01	3.8961	31.4361	69.86	832 Jensen, Christian D
179	43	11.05	3.8914	31.3982	69.77	157 Lutcherath, Oystein
180	37	9.53	3.8825	31.3262	69.61	729 Rutigliano, Nicola
181	43	11.11	3.8704	31.2286	69.40	1244 Terzic, Milan
182	35	9.06	3.8631	31.1701	69.27	823 Myshelov, Sergey
183	43	11.16	3.8530	31.0887	69.09	841 Vujovic, Nikola
184	39	10.14	3.8462	31.0331	68.96	535 Tamayo, Grace
185	33	8.58	3.8462	31.0331	68.96	833 Hagemann, Lars Bjarne
186	33	8.59	3.8417	30.9970	68.88	95 Dudukal, Viktor
187	33	8.59	3.8417	30.9970	68.88	523 Ragozin, Alexey
188	39	10.23	3.8123	30.7601	68.36	1271 Galo, Lara
189	41	10.77	3.8069	30.7161	68.26	60 Diaz Diaz, Juan Jose
190	43	11.46	3.7522	30.2749	67.28	377 Terving, Armin
191	41	10.97	3.7375	30.1561	67.01	722 Gruzmanov, Konstantin
192	39	10.57	3.6897	29.7706	66.16	892 Chernenko, Anastasia
193	37	10.09	3.6670	29.5875	65.75	968 Smith, James
194	41	11.29	3.6315	29.3014	65.11	727 Toia, Adalberto
195	37	10.20	3.6275	29.2685	65.04	344 Kelterbaum, Reinhard
196	43	11.92	3.6074	29.1065	64.68	1133 Kalonikidis, Aristidis
197	37	10.30	3.5922	28.9843	64.41	758 Gassama, Gabriel
198	45	12.58	3.5771	28.8623	64.14	1277 Kolobov, Aleksey
199	39	10.99	3.5487	28.6329	63.63	352 Klimushev, Vladimir
200	37	10.46	3.5373	28.5410	63.42	773 Subasic, Snezana
201	39	11.04	3.5326	28.5032	63.34	1190 Karapidakis, Marinos
202	31	8.81	3.5187	28.3912	63.09	613 Iacomini, Stefano
203	35	9.97	3.5105	28.3251	62.94	932 Milburn, Clint
204	39	11.14	3.5009	28.2474	62.77	1147 Benazic, Zoran
205	39	11.19	3.4853	28.1211	62.49	1270 Rudenko, Alexey
206	33	9.51	3.4700	27.9983	62.22	177 Broman, Ville
207	39	11.25	3.4667	27.9712	62.16	1124 Sulga, Marius
208	45	12.99	3.4642	27.9513	62.11	1165 Tasigiorgos, Panagiotis
209	39	11.27	3.4605	27.9215	62.05	437 Teever, Jevgeni
210	39	11.27	3.4605	27.9215	62.05	1204 Nikolouzos, Spyridon

PRODUCTION -- Overall Stage Results

IPSC World Shoot XVI

Printed October 10, 2011 at 22:45



Stage 26 --

	PTS	TIME	HIT FACTOR	STAGE POINTS	STAGE PERCENT	COMPETITOR # Name
211	41	11.95	3.4310	27.6831	61.52	753 Moncada, Flavio
212	39	11.43	3.4121	27.5307	61.18	972 Braginsky, Igor
213	30	8.87	3.3822	27.2895	60.64	611 Sy, Anthony
214	33	9.76	3.3811	27.2811	60.62	1146 Franjo, Nadj
215	39	11.55	3.3766	27.2446	60.54	561 Cabuling, Ronello
216	35	10.38	3.3719	27.2063	60.46	69 Palka, Jan
217	30	8.91	3.3670	27.1670	60.37	293 Messulam, Daniel
218	39	11.67	3.3419	26.9645	59.92	1154 Hamlatzis, Alexandros
219	41	12.29	3.3360	26.9172	59.82	165 Jolma-Stensland, Roy Agir
220	28	8.40	3.3333	26.8953	59.77	1098 Gambrell, Jeff
221	45	13.51	3.3309	26.8754	59.72	654 Lourenco Gomesfilho, Roberto
222	43	12.92	3.3282	26.8537	59.67	1232 Salamon, Timea
223	39	11.74	3.3220	26.8037	59.56	153 Larsen, Gjermund
224	41	12.38	3.3118	26.7216	59.38	598 Silva Brum, Vagner Carlos
225	28	8.46	3.3097	26.7046	59.34	56 Nagy, Ernest
226	39	11.81	3.3023	26.6448	59.21	1169 Politakis, Lazaros
227	37	11.22	3.2977	26.6077	59.13	820 Kulishov, Andrey
228	33	10.01	3.2967	26.5998	59.11	1238 Kwiecien, Stanislaw
229	35	10.62	3.2957	26.5914	59.09	312 Schouwink, Peter
230	43	13.12	3.2774	26.4444	58.77	1099 Lee, Nelson
231	37	11.38	3.2513	26.2336	58.30	137 Tonnessen, Erik
232	39	12.00	3.2500	26.2230	58.27	836 Kisilev, Kirill
233	39	12.01	3.2473	26.2011	58.22	633 Olsen, Kai Rino
234	39	12.07	3.2312	26.0709	57.94	944 Buhayenka, Aliaksandr
235	43	13.33	3.2258	26.0278	57.84	956 Price, Jon
236	35	10.94	3.1993	25.8136	57.36	499 Lobo Rodrigues, Jahir
237	30	9.39	3.1949	25.7783	57.29	1145 Gvozdanovic, Dubravko
238	39	12.21	3.1941	25.7720	57.27	1192 Karoumbalis, George
239	37	11.60	3.1897	25.7361	57.19	1122 Heropoulos, Stefanos
240	28	8.80	3.1818	25.6728	57.05	1266 Sladin, Damir
241	41	12.90	3.1783	25.6444	56.99	1269 Vapanen, Marja
242	33	10.39	3.1761	25.6269	56.95	868 Khomenko, Viacheslav
243	45	14.18	3.1735	25.6056	56.90	1128 Dafnomilis, Polydoros
244	43	13.58	3.1664	25.5486	56.77	1272 Denishchuk, Andrei
245	30	9.53	3.1480	25.3996	56.44	857 ONSHIN, NIKOLAY
246	33	10.51	3.1399	25.3343	56.30	814 Klikovac, Dragan
247	35	11.19	3.1278	25.2369	56.08	106 Smyth, Samuel Paul
248	26	8.42	3.0879	24.9149	55.37	428 Darias, Buenaventura
249	28	9.10	3.0769	24.8265	55.17	81 Jacobs, Jaco Kotze
250	45	14.64	3.0738	24.8010	55.11	904 Nemykin, Mikhail
251	41	13.34	3.0735	24.7986	55.11	704 Plotnikov, Alexander
252	28	9.34	2.9979	24.1885	53.75	183 Kakkonen, Pekka

PRODUCTION -- Overall Stage Results

IPSC World Shoot XVI

Printed October 10, 2011 at 22:45



Stage 26 --

	PTS	TIME	HIT FACTOR	STAGE POINTS	STAGE PERCENT	COMPETITOR # Name
253	26	8.68	2.9954	24.1686	53.71	875 Engh, Rob
254	28	9.36	2.9915	24.1369	53.64	971 Mecwel, Przemyslaw
255	31	10.39	2.9836	24.0738	53.50	357 Lentz, Arne
256	43	14.43	2.9799	24.0437	53.43	138 Eide, Nils Einar
257	37	12.44	2.9743	23.9983	53.33	207 Rundgren, Eddie
258	43	14.51	2.9635	23.9111	53.14	252 Lacle, Kenneth
259	28	9.46	2.9598	23.8817	53.07	239 Reggeti, Andres
260	28	9.46	2.9598	23.8817	53.07	296 Johannesson, Stefan
261	43	14.61	2.9432	23.7474	52.77	204 Owe, Geir
262	31	10.55	2.9384	23.7087	52.69	723 MOSOLKOV, DMITRY
263	43	14.70	2.9252	23.6020	52.45	1142 Sakellaris, Fotios
264	35	12.05	2.9046	23.4358	52.08	856 SHUSHPANOVA, ELIZAVETA
265	43	14.83	2.8995	23.3951	51.99	705 Vlashev, Dmitry
266	24	8.30	2.8916	23.3309	51.85	419 Perez, Jose Vicente
267	33	11.45	2.8821	23.2545	51.68	473 Budarny, Anton
268	43	14.95	2.8763	23.2074	51.57	881 VASILYEVA, VERA
269	39	13.59	2.8698	23.1549	51.46	1256 Rafael Salvador, Ines
270	30	10.46	2.8681	23.1413	51.43	97 Molland, Frode
271	33	11.62	2.8399	22.9143	50.92	478 Fonseca Da Matta, Carlos Eduardo
272	33	11.73	2.8133	22.6994	50.44	362 Reinecke, Alfred
273	39	13.94	2.7977	22.5736	50.16	199 Bjurstrom, Jan Petter
274	26	9.30	2.7957	22.5574	50.13	488 Efimov, Evgeny
275	26	9.30	2.7957	22.5574	50.13	1249 Dragovic, Vojislav
276	35	12.61	2.7756	22.3950	49.77	351 Tochilin, Pavel
277	41	14.79	2.7721	22.3673	49.71	774 Deyneko, Dmitry
278	26	9.52	2.7311	22.0361	48.97	80 Looock, Paul
279	37	13.55	2.7306	22.0324	48.96	262 Doubrovski, Leonid
280	26	9.57	2.7168	21.9210	48.71	544 Gasic, Andrea
281	24	8.89	2.6997	21.7825	48.41	641 Hagiantonou, Stavros
282	30	11.21	2.6762	21.5931	47.98	837 Elkin, Alexander
283	37	13.92	2.6580	21.4467	47.66	1274 Oskirko, Sergei
284	37	13.93	2.6561	21.4313	47.63	108 Spence, Martyn
285	33	12.43	2.6549	21.4211	47.60	907 NIKOLAEVA, SVETLANA
286	26	10.07	2.5819	20.8325	46.29	346 Koch, Robert
287	28	10.87	2.5759	20.7839	46.19	882 Brozovskiy, Dmitry
288	41	16.25	2.5231	20.3577	45.24	963 Sarantis, Paul
289	26	10.32	2.5194	20.3279	45.17	777 Schon, Marianne
290	26	10.32	2.5194	20.3279	45.17	1234 Al Shamsi, Rubayae
291	30	11.96	2.5084	20.2390	44.98	228 Kaunisto, Esa
292	45	18.25	2.4658	19.8952	44.21	436 Kalme, Artur
293	37	15.18	2.4374	19.6666	43.70	852 Tasset, Andre
294	24	9.86	2.4341	19.6396	43.64	707 Del Rosario, Giulio

PRODUCTION -- Overall Stage Results

IPSC World Shoot XVI

Printed October 10, 2011 at 22:45




Stage 26 --

	PTS	TIME	HIT FACTOR	STAGE POINTS	STAGE PERCENT	COMPETITOR # Name
295	26	10.78	2.4119	19.4605	43.25	884 Miasnikov, Andrei
296	45	18.80	2.3936	19.3131	42.92	640 Hagiantoniou, Savvas
297	33	13.81	2.3896	19.2805	42.85	1273 Fjodorov, Andrei
298	39	16.49	2.3651	19.0828	42.41	73 Flugstad, Lars Christian
299	22	9.31	2.3631	19.0665	42.37	715 Riillo, Mario
300	20	8.47	2.3613	19.0522	42.34	126 Hos, Ivan
301	37	15.71	2.3552	19.0031	42.23	861 ERMOLAEV, EVGENY
302	35	15.01	2.3318	18.8142	41.81	205 Roos, Gunnar
303	45	19.33	2.3280	18.7836	41.74	149 Mortveit, John Gaute
304	24	10.31	2.3278	18.7824	41.74	182 Maunula, Hannu
305	39	16.86	2.3132	18.6640	41.48	70 Kaczova, Miriam
306	24	10.57	2.2706	18.3204	40.71	512 Takayanagui, Kazuo
307	26	11.46	2.2688	18.3057	40.68	493 Oliveira Farias, Jean Ransley
308	26	11.58	2.2453	18.1160	40.26	66 Sabaka, Miroslav
309	24	10.71	2.2409	18.0809	40.18	474 Peterson, Urmass
310	24	10.72	2.2388	18.0640	40.14	780 Larsen, Soren
311	43	19.35	2.2222	17.9302	39.84	161 Holst, Einar Johan
312	22	10.01	2.1978	17.7332	39.41	761 Viaud, Jean-Michel
313	43	19.92	2.1586	17.4172	38.70	845 Sinichnikov, Vladimir
314	24	11.25	2.1333	17.2130	38.25	1086 Panagopoulos, Stavros
315	37	17.38	2.1289	17.1771	38.17	299 Seeto, Roderick
316	39	18.33	2.1277	17.1672	38.15	1211 Skouvaklis, Alexandros
317	24	11.34	2.1164	17.0764	37.95	759 Merchica, Philippe
318	27	12.85	2.1012	16.9535	37.67	855 Kaurov, Oleg
319	31	14.87	2.0847	16.8209	37.38	618 Filolias, Dimitrios
320	24	11.56	2.0761	16.7514	37.23	889 Markov, Alexander
321	24	11.67	2.0566	16.5935	36.87	160 Andersen, Marius Wigen
322	22	10.83	2.0314	16.3905	36.42	967 Shevchenko, Sergii
323	20	9.89	2.0222	16.3167	36.26	1106 Samaritakis, Emmanouil
324	39	19.30	2.0207	16.3044	36.23	128 Dunkley, Denise
325	24	11.92	2.0134	16.2455	36.10	236 Venmore, James Earl
326	22	11.11	1.9802	15.9774	35.51	440 Schwarz, Florian
327	37	18.72	1.9765	15.9476	35.44	817 Radcliffe, Tony
328	41	20.88	1.9636	15.8435	35.21	1181 Glavopoulos, Christos
329	24	12.49	1.9215	15.5041	34.45	162 Vetrov, Mikhail
330	20	10.67	1.8744	15.1239	33.61	483 Stavrakidis, Konstantinos
331	18	9.69	1.8576	14.9881	33.31	502 Stettin, Andreas
332	25	13.52	1.8491	14.9198	33.16	381 Holloway, Joe
333	28	15.22	1.8397	14.8437	32.99	953 Athanasopoulos, Labros
334	35	19.18	1.8248	14.7237	32.72	1203 Behtsoudis, Apostolos
335	24	13.20	1.8182	14.6702	32.60	960 Sahni, Simar
336	26	14.32	1.8156	14.6497	32.55	628 Perfileva, Irina

PRODUCTION -- Overall Stage Results

IPSC World Shoot XVI

Printed October 10, 2011 at 22:45



Stage 26 --

	PTS	TIME	HIT FACTOR	STAGE POINTS	STAGE PERCENT	COMPETITOR # Name
337	35	19.35	1.8088	14.5944	32.43	242 Dokter, Gerrit
338	39	21.64	1.8022	14.5414	32.31	114 West, Roye
339	22	12.38	1.7771	14.3384	31.86	815 Plateus, Raymond
340	43	24.25	1.7732	14.3072	31.79	99 Chamberlain, Ian
341	24	13.60	1.7647	14.2387	31.64	1216 Tsangaropoulos, Charalambos
342	20	11.41	1.7528	14.1430	31.43	1059 Reese, Maggie
343	28	16.38	1.7094	13.7925	30.65	629 Samoniuk, Aleksandr
344	22	13.33	1.6504	13.3165	29.59	901 KARCHEV, OLEG
345	16	10.11	1.5826	12.7693	28.38	49 Avinceta, Edgardo Ramon
346	22	14.06	1.5647	12.6251	28.06	945 Zieper, Warren
347	20	13.30	1.5038	12.1332	26.96	75 Solheim Schei, Fredrik
348	18	12.01	1.4988	12.0928	26.87	847 Berdnikov, Sergey
349	21	14.20	1.4789	11.9324	26.52	824 Perfiliev, Oleg
350	16	10.99	1.4559	11.7468	26.10	67 Makuka, Lubomir
351	18	12.96	1.3889	11.2064	24.90	256 Tangpojthavipol, Voravudh
352	13	9.49	1.3699	11.0529	24.56	280 Burchuladze, Nikolai
353	22	16.80	1.3095	10.5660	23.48	922 Collins, Jeff
354	14	10.70	1.3084	10.5571	23.46	854 CHEREPOV, ALEXEY
355	35	27.02	1.2953	10.4516	23.23	914 Bryson, Cheryl
356	14	11.02	1.2704	10.2505	22.78	7 Kutra, Vaidotas
357	14	11.05	1.2670	10.2227	22.72	16 Rozhkov, Artem
358	28	22.57	1.2406	10.0098	22.24	1264 Tsangarakis, Antonios
359	15	12.15	1.2346	9.9612	22.14	201 Lindblad, Bjorn Terje
360	13	10.93	1.1894	9.5967	21.33	1206 Opsimos, Anestis
361	12	10.33	1.1617	9.3730	20.83	1111 Giancane, Giovanni
362	16	14.11	1.1339	9.1494	20.33	928 Lomax, Larry
363	11	13.22	0.8321	6.7137	14.92	84 Storhaug, Leif Inge
364	7	11.32	0.6184	4.9894	11.09	1187 Ivantsos, Stefanos
365	5	8.77	0.5701	4.6001	10.22	29 Bektemirov, Rinat
366	7	13.71	0.5106	4.1196	9.15	1183 Exarchos, Konstantinos
367	3	18.85	0.1592	1.2841	2.85	74 Askeland, Chris
368	5	37.07	0.1349	1.0883	2.42	1179 Voudiklari, Niki
369	1	11.15	0.0897	0.7236	1.61	663 Perim, Rodrigo
370	1	30.88	0.0324	0.2613	0.58	1220 Chasogia, Efstathia
371	0	9.92	0.0000	0.0000	0.00	472 Ditzler, Roger
372	0	10.09	0.0000	0.0000	0.00	479 Tarcizio Dos Reis, Celio
373	0	19.92	0.0000	0.0000	0.00	321 Benthien, Horst
374	0	9.74	0.0000	0.0000	0.00	973 Gushchyn, Borys
375	0	8.75	0.0000	0.0000	0.00	1001 Garcia, Frank
376	0	0.00	0.0000	0.0000	0.00	1222 Efentakis, Emmanouil
377	0	6.81	0.0000	0.0000	0.00	746 Guichard, Louis
378	0	11.01	0.0000	0.0000	0.00	870 Gaisin, Ruslan

PRODUCTION -- Overall Stage Results

IPSC World Shoot XVI

Printed October 10, 2011 at 22:45




Stage 26 --

	PTS	TIME	HIT FACTOR	STAGE POINTS	STAGE PERCENT	COMPETITOR # Name
379	0	0.00	0.0000	0.0000	0.00	1138 Pardis, Nikolaos
380	0	0.00	0.0000	0.0000	0.00	1242 Gibney, Jim
381	0	17.02	0.0000	0.0000	0.00	676 Romcy, Waleska

MODIFIED -- Overall Stage Results**IPSC World Shoot XVI**

Printed October 10, 2011 at 22:45

**Stage 26 --**

	PTS	TIME	HIT FACTOR	STAGE POINTS	STAGE PERCENT	COMPETITOR # Name
1	43	7.21	5.9639	45.0000	100.00	532 Morales, Jerome Jovanne
2	42	7.41	5.6680	42.7672	95.04	1030 Henes, Zdenek
3	44	7.80	5.6410	42.5635	94.59	1050 Voigt, Michael
4	42	7.53	5.5777	42.0856	93.52	449 Oliveira Ribas, Augusto Sergio
5	43	8.22	5.2311	39.4708	87.71	372 Schaefer, Markus
6	41	8.02	5.1122	38.5735	85.72	879 Leatham, Rob
7	42	8.22	5.1095	38.5529	85.67	592 Dela Cruz, Lazaro Jr
8	43	8.45	5.0888	38.3965	85.33	522 Uygongco, Nelson
9	43	8.45	5.0888	38.3965	85.33	1033 Horinek, Milos
10	43	8.52	5.0469	38.0810	84.62	465 Meier, Dominic
11	43	8.53	5.0410	38.0363	84.53	724 Volpe, Oronzo
12	44	8.76	5.0228	37.8990	84.22	464 Flass, Juergen
13	45	9.03	4.9834	37.6014	83.56	429 Garcia, Antonio
14	43	8.74	4.9199	37.1224	82.49	471 Arendt, Benjamin
15	44	8.98	4.8998	36.9705	82.16	825 Faure, Thierry
16	41	8.37	4.8984	36.9605	82.13	731 Patria, Giorgio
17	43	8.83	4.8698	36.7440	81.65	718 Cerrato, Davide
18	44	9.07	4.8512	36.6037	81.34	463 Ebert, Rene
19	45	9.66	4.6584	35.1491	78.11	712 Sideri, Corrado
20	43	9.32	4.6137	34.8122	77.36	450 Costa Junior, Abrahao Felipe
21	43	9.34	4.6039	34.7377	77.19	173 Kykkanen, Harri
22	42	9.16	4.5852	34.5966	76.88	376 Tagliamonte, Raffaele
23	41	8.99	4.5606	34.4115	76.47	1035 Stedman, Roy
24	43	9.48	4.5359	34.2247	76.05	717 Vezzoli, Roberto
25	43	9.50	4.5263	34.1526	75.89	672 Taramelli, Nicolas
26	43	9.54	4.5073	34.0094	75.58	1092 Stylianakis, Konstantinos
27	41	9.16	4.4760	33.7729	75.05	552 Figueiredo Cortes, Moacyrcaldonazi
28	39	8.72	4.4725	33.7464	74.99	336 Lange, Bernd
29	44	10.18	4.3222	32.6125	72.47	788 Fernandes, Henrique
30	42	9.75	4.3077	32.5030	72.23	176 Anttila, Janne
31	45	10.62	4.2373	31.9718	71.05	1089 Vorilas, Spyridon
32	45	10.69	4.2095	31.7625	70.58	1268 Aalto, Jari
33	44	10.46	4.2065	31.7395	70.53	599 Mura, Gavino
34	42	10.11	4.1543	31.3457	69.66	1093 Babouris, Nektarios
35	41	9.91	4.1372	31.2169	69.37	529 Silveira Boaventura, Leandro
36	40	9.71	4.1195	31.0828	69.07	426 Bonaldo, Massimo
37	38	9.53	3.9874	30.0864	66.86	1090 Tsiskakis, Manolis
38	30	7.55	3.9735	29.9815	66.63	1036 Vidanes, Jojo
39	26	6.84	3.8012	28.6812	63.74	452 Papa, Enrico
40	30	8.18	3.6675	27.6724	61.49	492 Coelho Martins, Ildeu Heller
41	42	11.48	3.6585	27.6049	61.34	147 Perrone, Antonio
42	42	11.80	3.5593	26.8563	59.68	805 Helan, Vit

MODIFIED -- Overall Stage Results

IPSC World Shoot XVI

Printed October 10, 2011 at 22:45



Stage 26 --

	PTS	TIME	HIT FACTOR	STAGE POINTS	STAGE PERCENT	COMPETITOR # Name
43	40	12.06	3.3167	25.0260	55.61	175 Kivi, Matti
44	28	8.51	3.2902	24.8261	55.17	1049 Dueck, Barry
45	26	8.03	3.2379	24.4308	54.29	451 Panganiban, Christopher
46	42	13.37	3.1414	23.7027	52.67	281 Shavit, Yoav
47	44	14.43	3.0492	23.0073	51.13	690 La Bruna, Bruno
48	27	9.24	2.9221	22.0481	49.00	340 Dvojmoc, Ludwig
49	28	12.92	2.1672	16.3521	36.34	359 Mariack-Kraft, Lisa
50	26	12.64	2.0570	15.5205	34.49	785 Mottet, Andreas
51	17	9.44	1.8008	13.5880	30.20	1055 Silva Medeiros, Jose Luiz
52	29	18.25	1.5890	11.9899	26.64	1218 Tsiolakis, Konstantinos
53	15	14.12	1.0623	8.0156	17.81	1091 Zafiridis, Michail
54	22	23.76	0.9259	6.9864	15.53	490 Melo Gervasio, Helen
55	0	10.85	0.0000	0.0000	0.00	701 Garcia, Felicito
56	0	0.00	0.0000	0.0000	0.00	1140 Rigas, Efstathios
57	0	0.00	0.0000	0.0000	0.00	687 Papadopoulos, Vasileios

REVOLVER (STANDARD) -- Overall Stage Results

IPSC World Shoot XVI

Printed October 10, 2011 at 22:45



Stage 26 --

	PTS	TIME	HIT FACTOR	STAGE POINTS	STAGE PERCENT	COMPETITOR # Name
1	45	10.69	4.2095	45.0000	100.00	562 Chua, Phillip
2	44	11.39	3.8630	41.2959	91.77	320 Back, Sascha
3	43	11.53	3.7294	39.8673	88.59	993 Griffin, Matthew
4	40	10.86	3.6832	39.3738	87.50	1230 Lopez, Ricardo
5	43	11.71	3.6721	39.2545	87.23	1034 Nemecek, Zdenek
6	43	12.06	3.5655	38.1153	84.70	682 Ricciardi, Luca
7	42	11.86	3.5413	37.8567	84.13	990 Miculek, Jerry
8	44	12.46	3.5313	37.7496	83.89	981 Walsh, Clifford
9	43	12.31	3.4931	37.3412	82.98	600 Andriani, Giovanni
10	44	13.08	3.3639	35.9602	79.91	364 Schneider, Markus
11	44	13.16	3.3435	35.7416	79.43	338 Lindfors, Anders
12	42	13.19	3.1842	34.0394	75.64	978 Ladic, Tibor
13	43	13.74	3.1295	33.4549	74.34	410 Knaus, Guenther
14	37	12.23	3.0253	32.3410	71.87	698 Della Savia, Alain Marco
15	43	14.22	3.0239	32.3256	71.83	361 Rauer, Dietmar
16	43	14.28	3.0112	32.1898	71.53	619 Rosas Torres, Rogerio
17	42	14.10	2.9787	31.8426	70.76	332 Exner, Thomas
18	43	14.48	2.9696	31.7452	70.54	470 Sio, Hubert
19	41	13.98	2.9328	31.3512	69.67	744 Tranquilli, Valter
20	41	13.99	2.9307	31.3288	69.62	700 Sartor, Marco
21	43	15.51	2.7724	29.6370	65.86	574 Arambulo, Raul
22	36	13.33	2.7007	28.8702	64.16	1016 Kolar, Milan
23	44	16.90	2.6036	27.8319	61.85	988 Kirchweger, Hermann
24	39	15.19	2.5675	27.4463	60.99	667 Barbosa, Silvio Humberto
25	40	15.61	2.5625	27.3927	60.87	1135 Kontis, Georgios
26	41	16.12	2.5434	27.1892	60.42	630 Zambonin, Claudio
27	43	17.56	2.4487	26.1771	58.17	289 Singsomboon, Tavesak
28	43	17.72	2.4266	25.9407	57.65	323 Rimmele, Marcus
29	42	17.45	2.4069	25.7295	57.18	467 Itani, Marwan
30	44	18.36	2.3965	25.6187	56.93	123 Eilertsen, Ole
31	27	11.46	2.3560	25.1859	55.97	530 Azevedo, Moacir
32	30	12.95	2.3166	24.7645	55.03	550 Nilsson, Ola
33	37	17.04	2.1714	23.2119	51.58	151 Hella, John
34	43	20.54	2.0935	22.3793	49.73	548 Garcia Rosado, Joao
35	45	22.21	2.0261	21.6592	48.13	675 Montoro, Wanderley
36	25	14.45	1.7301	18.4948	41.10	994 Sweeney, Patrick
37	22	14.42	1.5257	16.3093	36.24	1136 Kontopoulos, Ioannis
38	39	28.39	1.3737	14.6851	32.63	1134 Karagiannakis, Iosif
39	24	20.47	1.1724	12.5335	27.85	494 Carvalho Marques Da Silva, Joao Rafael
40	27	27.50	0.9818	10.4956	23.32	1188 Kathareios, Christos
41	9	36.33	0.2477	2.6482	5.88	1164 Kriebardis, Anastasios
42	3	14.82	0.2024	2.1640	4.81	290 Bergfeldt, Per

REVOLVER (STANDARD) -- Overall Stage Results

IPSC World Shoot XVI

Printed October 10, 2011 at 22:45



Stage 26 --

PTS	TIME	HIT FACTOR	STAGE POINTS	STAGE PERCENT	COMPETITOR # Name
43	0	0.00	0.0000	0.00	1198 Labroulis, Konstantinos

OPEN -- Overall Stage Results

IPSC World Shoot XVI

Printed October 10, 2011 at 22:45



Stage 27 --

	PTS	TIME	HIT FACTOR	STAGE POINTS	STAGE PERCENT	COMPETITOR # Name
1	62	5.73	10.8202	65.0000	100.00	1000 Kamenicek, Martin
2	60	5.88	10.2041	61.2985	94.31	651 Mcintosh, Brodie
3	60	5.95	10.0840	60.5774	93.20	984 Tilley, Chris
4	65	6.46	10.0619	60.4445	92.99	382 Ballesteros, Jorge
5	64	6.58	9.7264	58.4293	89.89	283 Skoog, Lars-Tony
6	62	6.39	9.7027	58.2864	89.67	982 Eusibio, Kamille
7	63	6.59	9.5599	57.4290	88.35	735 GRAUFFEL, ERIC
8	62	6.49	9.5532	57.3883	88.29	267 Kirsch, Saul
9	63	6.63	9.5023	57.0825	87.82	185 Peltokoski, Raine
10	58	6.25	9.2800	55.7473	85.77	519 Hinojales, Stephen John
11	64	6.93	9.2352	55.4783	85.35	1057 Tyrakis, Ioannis
12	64	6.94	9.2219	55.3983	85.23	511 Gino, Edcel John
13	62	6.81	9.1043	54.6916	84.14	560 Morales, Agustin
14	60	6.63	9.0498	54.3643	83.64	946 SEBO, ROBIN
15	59	6.64	8.8855	53.3777	82.12	974 Racaza, J J
16	62	7.00	8.8571	53.2071	81.86	387 Wilda, Christian
17	62	7.05	8.7943	52.8298	81.28	1074 Weber, Guenther
18	62	7.09	8.7447	52.5317	80.82	194 Niemela, Juha
19	62	7.17	8.6471	51.9456	79.92	713 Ravizzini, Paolo Andrea
20	62	7.19	8.6231	51.8011	79.69	652 Soldini, David
21	62	7.19	8.6231	51.8011	79.69	244 Murdock, Lesgar
22	63	7.40	8.5135	51.1429	78.68	835 Nordberg, Johan
23	60	7.05	8.5106	51.1256	78.65	269 Van Koolwijk, Jacky
24	63	7.44	8.4677	50.8679	78.26	556 Agustin, Kenneth Ray
25	63	7.50	8.4000	50.4610	77.63	977 Michel, Max
26	62	7.42	8.3558	50.1954	77.22	1020 Thompson, Ben
27	62	7.44	8.3333	50.0605	77.02	311 Ballesteros, Juan Carlos
28	61	7.33	8.3220	49.9922	76.91	694 Borsari, Luca
29	65	7.84	8.2908	49.8051	76.62	714 Barbizzi, Daniele
30	61	7.40	8.2432	49.5193	76.18	1144 Bortot, Roberto
31	64	7.84	8.1633	49.0388	75.44	508 Arthur, Rhys
32	63	7.78	8.0977	48.6449	74.84	47 Gigli, Fabricio
33	63	7.78	8.0977	48.6449	74.84	1044 Kneringer, Mario
34	63	7.79	8.0873	48.5824	74.74	778 Hansen, Johan
35	61	7.61	8.0158	48.1528	74.08	941 Lalonde, Bruce
36	63	7.88	7.9949	48.0276	73.89	392 Schulte, Andreas
37	60	7.56	7.9365	47.6766	73.35	685 Quertinier, Stephane
38	64	8.07	7.9306	47.6412	73.29	1071 Neel, Lee
39	64	8.08	7.9208	47.5822	73.20	591 Panganiban, Carlos
40	62	7.83	7.9183	47.5670	73.18	446 Schneider, Patrik
41	62	7.85	7.8981	47.4459	72.99	383 Espilez, Ivan
42	65	8.24	7.8883	47.3873	72.90	397 Gonzalez, Javier

OPEN -- Overall Stage Results**IPSC World Shoot XVI**

Printed October 10, 2011 at 22:45

**Stage 27 --**

	PTS	TIME	HIT FACTOR	STAGE POINTS	STAGE PERCENT	COMPETITOR # Name
43	59	7.51	7.8562	47.1942	72.61	943 Szackas, Alex
44	63	8.02	7.8554	47.1892	72.60	801 Parise, Ettore
45	63	8.04	7.8358	47.0718	72.42	186 Runtti, Petri
46	63	8.05	7.8261	47.0133	72.33	348 Kroener, Matthias
47	64	8.18	7.8240	47.0005	72.31	1078 Francisco, Ronald
48	61	7.84	7.7806	46.7401	71.91	696 Rovey, Maurizio
49	65	8.36	7.7751	46.7071	71.86	200 Besana, Emanuele
50	64	8.25	7.7576	46.6018	71.70	264 Faro, Rien
51	61	7.88	7.7411	46.5029	71.54	638 Graham, Gareth
52	63	8.14	7.7396	46.4935	71.53	1110 Kavouklis, Nikolaos
53	61	7.89	7.7313	46.4439	71.45	331 Eidenschink, Bernhard
54	63	8.15	7.7301	46.4365	71.44	804 Neel, Nicholas
55	63	8.16	7.7206	46.3796	71.35	649 Kotsoglo, Kalan
56	64	8.29	7.7201	46.3769	71.35	1081 Drummond, William
57	61	7.93	7.6923	46.2097	71.09	189 Partanen, Simo
58	60	7.84	7.6531	45.9739	70.73	918 Saiti, Naim
59	63	8.24	7.6456	45.9293	70.66	398 Ballesteros, Lorena
60	65	8.51	7.6381	45.8839	70.59	26 Minaglia, Daniel Horacio
61	63	8.28	7.6087	45.7074	70.32	742 Mazzara, Davide
62	63	8.29	7.5995	45.6523	70.23	1123 Havlicek, Miroslav
63	62	8.21	7.5518	45.3654	69.79	125 Sandas, Frank
64	63	8.35	7.5449	45.3242	69.73	730 Todaro, Giuseppe
65	63	8.36	7.5359	45.2700	69.65	873 Auger, Michael
66	62	8.23	7.5334	45.2552	69.62	272 Van Noord, Desiree
67	64	8.52	7.5117	45.1249	69.42	998 Kamenicek, Miroslav
68	62	8.27	7.4970	45.0363	69.29	601 Martino, Massimo
69	56	7.51	7.4567	44.7945	68.91	1126 Bonomi, Cristian
70	63	8.46	7.4468	44.7349	68.82	608 Ramos, Angela Mariz
71	62	8.33	7.4430	44.7119	68.79	278 Roorda, Richard
72	61	8.20	7.4390	44.6881	68.75	303 Johnson, Anthony
73	60	8.07	7.4349	44.6636	68.71	938 Koch, Frank
74	64	8.64	7.4074	44.4982	68.46	20 Schoeman, Daniel
75	62	8.40	7.3810	44.3393	68.21	46 Latorre, Ariel Rodrigo
76	65	8.81	7.3780	44.3214	68.19	501 Lucena Ferreira, Jose Josias
77	59	8.00	7.3750	44.3035	68.16	48 Rigueira, Jorge Omar
78	64	8.68	7.3733	44.2931	68.14	1076 Kraushofer, Roland
79	63	8.55	7.3684	44.2640	68.10	647 Edwards, Phillip
80	62	8.42	7.3634	44.2340	68.05	1068 Brister, Johnny
81	60	8.17	7.3439	44.1169	67.87	1075 Volk, Franz
82	62	8.45	7.3373	44.0769	67.81	596 Wallin, Joakim
83	65	8.88	7.3198	43.9720	67.65	692 Pusceddu, Daniele
84	59	8.07	7.3110	43.9192	67.57	1109 Madaros, Konstantinos

OPEN -- Overall Stage Results**IPSC World Shoot XVI**

Printed October 10, 2011 at 22:45

**Stage 27 --**

	PTS	TIME	HIT FACTOR	STAGE POINTS	STAGE PERCENT	COMPETITOR # Name
85	63	8.70	7.2414	43.5008	66.92	995 Jones, Rebecca
86	65	8.98	7.2383	43.4824	66.90	145 Menachem, Hemi
87	63	8.71	7.2331	43.4509	66.85	391 Schneider, Franz
88	58	8.03	7.2229	43.3899	66.75	213 Gogos, Alexandros
89	63	8.73	7.2165	43.3513	66.69	623 Blowers, Karla
90	64	8.87	7.2153	43.3444	66.68	1097 HUTTNER, ELI
91	62	8.61	7.2009	43.2578	66.55	388 Winkler, Oliver
92	58	8.06	7.1960	43.2284	66.51	461 Angerer, Klaus
93	62	8.68	7.1429	42.9090	66.01	661 Vardanega, Paul
94	61	8.54	7.1429	42.9090	66.01	997 Francisco, Megan
95	64	8.97	7.1349	42.8611	65.94	500 Stevenson Carvalho, Joao Carlos
96	61	8.55	7.1345	42.8588	65.94	36 Montgomery, Hubert Thomas
97	49	6.87	7.1325	42.8465	65.92	736 Obriot, Emile
98	61	8.56	7.1262	42.8087	65.86	793 Botturi, Enri
99	65	9.15	7.1038	42.6745	65.65	737 Gibert, Philippe
100	63	8.87	7.1026	42.6671	65.64	1010 Ilarina, Alvin
101	61	8.63	7.0684	42.4615	65.33	616 Desagneaux, Jean-Luc
102	60	8.51	7.0505	42.3543	65.16	1008 PIJACEK, PETR
103	64	9.09	7.0407	42.2953	65.07	1039 Sustrova, Katerina
104	63	8.95	7.0391	42.2857	65.05	980 Sera, Martina
105	65	9.24	7.0346	42.2588	65.01	1019 Townley, Rob
106	63	8.96	7.0313	42.2385	64.98	152 Klov, Morten
107	60	8.54	7.0258	42.2056	64.93	1108 Drakakis, Panagiotis
108	60	8.56	7.0093	42.1069	64.78	1043 Steurer, Margit
109	63	8.99	7.0078	42.0976	64.77	740 Makarounas, Michail
110	59	8.44	6.9905	41.9939	64.61	1041 Hasenkopf, Notburga
111	62	8.88	6.9820	41.9426	64.53	300 Chantharatanachok, Nikorn
112	62	8.89	6.9741	41.8954	64.45	187 Kadenius, Jyrki
113	64	9.18	6.9717	41.8807	64.43	214 Van Der Merwe, Kenneth
114	62	8.96	6.9196	41.5681	63.95	961 Samchek, Alan
115	62	8.97	6.9119	41.5217	63.88	798 Schieck, Peter
116	63	9.14	6.8928	41.4067	63.70	1042 Kraushofer, Gabriele
117	61	8.96	6.8080	40.8976	62.92	786 De Vos, Willy
118	60	8.82	6.8027	40.8657	62.87	1141 Savelidis, Haralambos
119	62	9.12	6.7982	40.8388	62.83	1265 Mangudadatu, Suharto
120	63	9.27	6.7961	40.8260	62.81	680 Romani, Carlo
121	62	9.15	6.7760	40.7049	62.62	738 Obriot, Thierry
122	60	8.86	6.7720	40.6812	62.59	1107 Kalogerakis, George
123	59	8.72	6.7661	40.6454	62.53	959 Runions, Ivan
124	62	9.17	6.7612	40.6161	62.49	393 Thurner, Helmut
125	62	9.17	6.7612	40.6161	62.49	408 Glas, Thomas
126	62	9.19	6.7465	40.5277	62.35	926 Gould, Jon

OPEN -- Overall Stage Results

IPSC World Shoot XVI

Printed October 10, 2011 at 22:45



Stage 27 --

	PTS	TIME	HIT FACTOR	STAGE POINTS	STAGE PERCENT	COMPETITOR # Name
127	63	9.39	6.7093	40.3043	62.01	454 Kwan, Billy
128	61	9.13	6.6813	40.1361	61.75	358 Loch, Marijan
129	63	9.43	6.6808	40.1333	61.74	1116 Clausen, Torsten
130	61	9.16	6.6594	40.0047	61.55	534 Lim, Edwin Peter
131	62	9.32	6.6524	39.9624	61.48	1028 Manning, Blake
132	64	9.65	6.6321	39.8409	61.29	1113 Liberti, Giovanni Furio
133	60	9.07	6.6152	39.7393	61.14	37 Dadamia, Goolam
134	53	8.02	6.6085	39.6988	61.08	602 D'agostino, Marcello
135	60	9.08	6.6079	39.6955	61.07	130 Manson, Aaron P
136	64	9.70	6.5979	39.6355	60.98	794 Hirano, Tetsuya
137	61	9.25	6.5946	39.6154	60.95	829 Pedersen, Frants Bo
138	60	9.14	6.5646	39.4350	60.67	44 Balbi, Martin Ernesto
139	61	9.30	6.5591	39.4024	60.62	581 Cu, Sonny
140	57	8.72	6.5367	39.2676	60.41	792 Boccia, Maurizio
141	64	9.80	6.5306	39.2311	60.36	646 Dwyer, Bernie
142	65	9.99	6.5065	39.0863	60.13	133 Bishop, Brian
143	64	9.85	6.4975	39.0319	60.05	949 Lee, Athena
144	61	9.41	6.4825	38.9418	59.91	168 Haugli, Steinar
145	63	9.75	6.4615	38.8161	59.72	191 Kotkatvuori, Jorma
146	59	9.14	6.4551	38.7777	59.66	551 Caplan De Araujo, Marcio Gabriel
147	61	9.47	6.4414	38.6951	59.53	140 Wiel, Elisabeth
148	62	9.64	6.4315	38.6359	59.44	266 Keppel, John
149	63	9.80	6.4286	38.6181	59.41	51 Belletti, Carlo
150	59	9.18	6.4270	38.6087	59.40	635 Clark, Graeme
151	60	9.35	6.4171	38.5493	59.31	1066 Smith, Brian
152	60	9.37	6.4034	38.4670	59.18	215 Bouwer, Pieter
153	62	9.69	6.3983	38.4365	59.13	504 Mangudadatu, Datu Pax Ali
154	60	9.39	6.3898	38.3850	59.05	284 Srijinta-Anggul, Wat
155	48	7.54	6.3660	38.2425	58.83	276 Rooijendijk, Lucien
156	61	9.60	6.3542	38.1711	58.72	679 Montesanto, Francesco Paolo
157	59	9.31	6.3373	38.0696	58.57	234 Jacobs, Adnaan
158	61	9.66	6.3147	37.9340	58.36	1031 Tanaka, Brian
159	65	10.30	6.3107	37.9099	58.32	999 Miculek, Kay
160	62	9.83	6.3072	37.8891	58.29	1027 Ramirez, Robert
161	63	9.99	6.3063	37.8836	58.28	431 Riubrugent, Victor
162	64	10.15	6.3054	37.8783	58.27	363 Remek, Claudia
163	64	10.21	6.2684	37.6557	57.93	751 Zanardi, Enzo
164	63	10.08	6.2500	37.5454	57.76	212 Osman, Mohamed Ziad
165	54	8.65	6.2428	37.5020	57.70	851 Lauwers, Marc
166	61	9.78	6.2372	37.4686	57.64	1202 Maragoudakis, Ioannis
167	61	9.79	6.2308	37.4303	57.59	571 Tuan, Keo Dale
168	50	8.03	6.2267	37.4051	57.55	950 Lim, Johnny

OPEN -- Overall Stage Results**IPSC World Shoot XVI**

Printed October 10, 2011 at 22:45

**Stage 27 --**

	PTS	TIME	HIT FACTOR	STAGE POINTS	STAGE PERCENT	COMPETITOR # Name
169	64	10.32	6.2016	37.2543	57.31	568 Heller, Joshua
170	63	10.22	6.1644	37.0310	56.97	579 Cheesman, Enrique
171	62	10.06	6.1630	37.0229	56.96	118 Lee, Kyrre Magnus
172	47	7.63	6.1599	37.0041	56.93	423 Haas, Peter
173	48	7.80	6.1538	36.9677	56.87	85 Blum, Nicolas
174	65	10.58	6.1437	36.9066	56.78	481 Silva Oliveira, Demetrius
175	61	9.93	6.1430	36.9026	56.77	929 Mackay, Wade
176	62	10.10	6.1386	36.8762	56.73	1029 Levanza-Rosales, Valerie
177	60	9.79	6.1287	36.8167	56.64	528 Oliveira Cariello, Horacio
178	64	10.46	6.1185	36.7557	56.55	360 Mueller, Kerstin
179	62	10.14	6.1144	36.7308	56.51	250 Sonthiniwat, Peerapong
180	57	9.34	6.1028	36.6610	56.40	1060 Harrison, Jessica
181	63	10.33	6.0987	36.6367	56.36	327 Bettermann, Heribert
182	64	10.50	6.0952	36.6157	56.33	254 Keaney, Paul
183	64	10.53	6.0779	36.5113	56.17	689 Perruccino, Patrizia
184	61	10.09	6.0456	36.3174	55.87	124 Johansen, Are
185	61	10.10	6.0396	36.2815	55.82	1017 Benedetto, Edwin
186	62	10.27	6.0370	36.2658	55.79	498 Mangudadatu, Suharto Al Wali
187	62	10.31	6.0136	36.1251	55.58	1254 Kartapanis, Ioannis
188	49	8.15	6.0123	36.1173	55.57	767 Altuna, Denis
189	61	10.17	5.9980	36.0317	55.43	540 Fontanilla, Bayani Jr
190	61	10.19	5.9863	35.9610	55.32	263 Drummen, Maurice
191	63	10.54	5.9772	35.9068	55.24	515 Betschart, Bruno
192	59	9.88	5.9717	35.8733	55.19	620 Blackaller, David
193	63	10.60	5.9434	35.7035	54.93	848 Polizois, Dimitrios
194	58	9.76	5.9426	35.6989	54.92	163 Ally, Hishaam
195	64	10.77	5.9424	35.6977	54.92	1056 Fessas, Dimitrios
196	59	9.93	5.9416	35.6927	54.91	380 Kobler, Wolfgang
197	50	8.43	5.9312	35.6302	54.82	566 Tarrade, Alain
198	58	9.78	5.9305	35.6259	54.81	827 Bouchoucha, Marc
199	62	10.50	5.9048	35.4714	54.57	342 Henking, Mathias
200	64	10.84	5.9041	35.4672	54.56	1014 Yamaguchi, Hiroyoshi
201	47	8.00	5.8750	35.2926	54.30	460 Schraner, Remo
202	62	10.59	5.8546	35.1700	54.11	330 Ebenhoeh, Julia
203	62	10.60	5.8491	35.1368	54.06	586 Levanza, Catherine
204	63	10.79	5.8387	35.0748	53.96	188 Alenius, Jesse
205	46	7.89	5.8302	35.0233	53.88	650 Mcconachie, David
206	60	10.35	5.7971	34.8247	53.58	940 Kovic, Josko
207	61	10.53	5.7930	34.7999	53.54	612 Tan, Mary Grace
208	64	11.06	5.7866	34.7617	53.48	1171 Rigtrup, Jorgen
209	62	10.72	5.7836	34.7435	53.45	192 Kajasaranta-Alenius, Jaana
210	62	10.72	5.7836	34.7435	53.45	893 Kakoyiannis, Efstathios

OPEN -- Overall Stage Results**IPSC World Shoot XVI**

Printed October 10, 2011 at 22:45

**Stage 27 --**

	PTS	TIME	HIT FACTOR	STAGE POINTS	STAGE PERCENT	COMPETITOR # Name
211	63	10.94	5.7587	34.5939	53.22	587 Navato, Janice
212	63	10.98	5.7377	34.4679	53.03	193 Partanen, Pekka
213	62	10.82	5.7301	34.4224	52.96	94 Glik, Zvi
214	61	10.65	5.7277	34.4078	52.94	634 Carroll, Lex
215	56	9.80	5.7143	34.3272	52.81	951 Abad, Reynaldo
216	62	10.86	5.7090	34.2956	52.76	1067 Pelissier, Michael
217	61	10.70	5.7009	34.2470	52.69	1024 Puskas, Geza
218	63	11.08	5.6859	34.1568	52.55	23 Larranaga Leone, Omar
219	58	10.21	5.6807	34.1255	52.50	134 Skotte, Eddy
220	57	10.08	5.6548	33.9696	52.26	365 Schrader, Heiko
221	64	11.34	5.6437	33.9034	52.16	367 Falco De Souza, Daniel
222	61	10.82	5.6377	33.8672	52.10	930 Markessinis, Tommy
223	48	8.53	5.6272	33.8040	52.01	642 Da Costa, Patrice
224	62	11.04	5.6159	33.7364	51.90	648 Williams, Peter
225	62	11.05	5.6109	33.7059	51.86	208 Sparby, Frank
226	47	8.39	5.6019	33.6521	51.77	555 Heller, Jessey
227	62	11.08	5.5957	33.6146	51.71	54 Van Den Berg, Jan Fouche
228	59	10.55	5.5924	33.5951	51.68	695 MASSA, STEFANO
229	62	11.10	5.5856	33.5541	51.62	1252 Chalkiopoulos, Kostas
230	63	11.28	5.5851	33.5512	51.62	1023 Korondan, Attila
231	59	10.57	5.5818	33.5315	51.59	1038 Vidanes, Claudia
232	65	11.73	5.5413	33.2883	51.21	171 Montgomery, Hanlie
233	61	11.01	5.5404	33.2827	51.20	989 FUCHS, ANTON
234	64	11.57	5.5315	33.2294	51.12	1079 Ramirez, Ericka
235	48	8.68	5.5300	33.2199	51.11	916 Chang, Don
236	61	11.06	5.5154	33.1323	50.97	621 Blowers, Alain
237	61	11.07	5.5104	33.1023	50.93	605 Christovasilis, Dimitrios
238	64	11.62	5.5077	33.0864	50.90	326 Baumgaertner, Agnes
239	48	8.72	5.5046	33.0675	50.87	268 Kisters, Rob
240	62	11.27	5.5013	33.0479	50.84	966 Silva, Jose
241	62	11.28	5.4965	33.0186	50.80	154 Dyro, Herman
242	48	8.80	5.4545	32.7669	50.41	1032 Coley, Shane
243	63	11.59	5.4357	32.6538	50.24	195 Ovaskainen, Pentti
244	49	9.04	5.4204	32.5615	50.09	543 Ladroma, Nolito
245	49	9.06	5.4084	32.4896	49.98	610 Santos, Rald Abel
246	49	9.06	5.4084	32.4896	49.98	739 Yang, Christopher
247	63	11.65	5.4077	32.4856	49.98	1095 CANETTA, IRENE
248	62	11.52	5.3819	32.3307	49.74	275 Rodigas, Eduard
249	48	8.94	5.3691	32.2537	49.62	948 Baraoidan, Norberto
250	37	6.92	5.3468	32.1197	49.41	240 Arthur, Justin
251	57	10.72	5.3172	31.9416	49.14	564 Mangudadatu, Datu Yassin
252	65	12.30	5.2846	31.7457	48.84	399 Fernandez, Pilar

OPEN -- Overall Stage Results**IPSC World Shoot XVI**

Printed October 10, 2011 at 22:45

**Stage 27 --**

	PTS	TIME	HIT FACTOR	STAGE POINTS	STAGE PERCENT	COMPETITOR # Name
253	61	11.56	5.2768	31.6992	48.77	22 Gaspar, Abel
254	61	11.56	5.2768	31.6992	48.77	900 KARCHEV, DANIL
255	62	11.76	5.2721	31.6709	48.72	1052 Chung, Lily
256	59	11.20	5.2679	31.6454	48.69	390 Nuernberg, Philipp
257	60	11.43	5.2493	31.5342	48.51	349 LENNERT, ADAM
258	63	12.02	5.2413	31.4856	48.44	77 Dagan, Yael
259	60	11.49	5.2219	31.3695	48.26	624 Carey, Mark
260	60	11.53	5.2038	31.2607	48.09	583 Cuyong, Lydia Abigail
261	54	10.39	5.1973	31.2216	48.03	282 Sirison, Sasavat
262	63	12.14	5.1895	31.1744	47.96	826 Hazan, Albert
263	60	11.81	5.0804	30.5195	46.95	779 Hansen, John Westgard
264	54	10.66	5.0657	30.4308	46.82	1012 Horejsi, Lenka
265	49	9.70	5.0515	30.3459	46.69	198 Solberg, Bjorn Richard
266	55	10.92	5.0366	30.2563	46.55	748 Desaugere, Jean-Francois
267	63	12.57	5.0119	30.1080	46.32	626 Graham, Gina
268	63	12.59	5.0040	30.0601	46.25	109 Cowen, David
269	59	11.80	5.0000	30.0363	46.21	1040 Arredondo, Ralph
270	44	8.84	4.9774	29.9004	46.00	768 Balesi, Daniel
271	62	12.46	4.9759	29.8917	45.99	639 Hagiantoniou, Paul
272	65	13.07	4.9732	29.8754	45.96	333 Frindt, Norbert
273	62	12.50	4.9600	29.7960	45.84	657 Motonari, Shinji
274	63	12.82	4.9142	29.5208	45.42	575 Barcelona, Ronaldo
275	34	6.93	4.9062	29.4728	45.34	931 Markessinis, Nikita
276	34	6.93	4.9062	29.4728	45.34	1054 Jarrett, Todd
277	47	9.65	4.8705	29.2581	45.01	459 Spies, Axel
278	54	11.12	4.8561	29.1719	44.88	243 RAM, DAVID
279	65	13.39	4.8544	29.1614	44.86	400 Barros, Cristina
280	62	12.81	4.8400	29.0749	44.73	310 Ngan, Man Lai Emily
281	49	10.23	4.7898	28.7738	44.27	1153 Savidis, Ioannis
282	49	10.24	4.7852	28.7457	44.22	565 Mangudadatu, Datu Muhaimin
283	48	10.11	4.7478	28.5211	43.88	324 Mangudadatu, Mariam
284	56	11.82	4.7377	28.4608	43.79	933 Moore, Barry
285	44	9.29	4.7363	28.4520	43.77	853 Ronsse, Jurgen
286	50	10.57	4.7304	28.4165	43.72	45 Tripoli, Martin Horacio
287	48	10.24	4.6875	28.1590	43.32	384 Metzner, Michael
288	46	9.90	4.6465	27.9125	42.94	309 Mak, Kam Sing
289	53	11.44	4.6329	27.8308	42.82	485 Talaga, Ramil
290	63	13.67	4.6086	27.6852	42.59	259 Tang, Kam Tim
291	64	13.92	4.5977	27.6196	42.49	670 Sabe, Jose Guilherme
292	62	13.53	4.5824	27.5277	42.35	425 Zanardi, Anna Maria
293	59	12.90	4.5736	27.4751	42.27	93 SHAPIRA, TAL
294	62	13.89	4.4636	26.8143	41.25	434 Belyshev, Sergei

OPEN -- Overall Stage Results**IPSC World Shoot XVI**

Printed October 10, 2011 at 22:45

**Stage 27 --**

	PTS	TIME	HIT FACTOR	STAGE POINTS	STAGE PERCENT	COMPETITOR # Name
295	48	10.92	4.3956	26.4055	40.62	622 Blowers, Linda
296	62	14.23	4.3570	26.1736	40.27	407 Gallenbach, Heinz
297	64	14.71	4.3508	26.1363	40.21	1237 Ullmann, Josef
298	64	14.77	4.3331	26.0301	40.05	563 Mangudadatu, Rubbil
299	65	15.02	4.3276	25.9968	40.00	872 Hansen, Fred
300	63	14.64	4.3033	25.8509	39.77	894 Meimaridis, George
301	47	10.94	4.2962	25.8081	39.70	219 Van Den Berg, Ets
302	63	14.69	4.2886	25.7629	39.64	1172 Gerencser, Miklos
303	45	10.63	4.2333	25.4305	39.12	39 Halpern, Shalom
304	52	12.33	4.2174	25.3347	38.98	942 Sousa, Fernando
305	52	12.46	4.1734	25.0704	38.57	61 Esposito, Antonio Hector
306	64	15.37	4.1640	25.0140	38.48	645 Docwra, Ray
307	64	15.47	4.1370	24.8523	38.23	782 Bencivenni, Ivano
308	39	9.58	4.0710	24.4554	37.62	741 Ricci, Niccolo'
309	47	11.60	4.0517	24.3398	37.45	164 Biermann, Alexis
310	63	15.60	4.0385	24.2601	37.32	594 Delos Santos, Joey
311	48	11.94	4.0201	24.1498	37.15	898 Bergele, Konstantina
312	48	11.98	4.0067	24.0691	37.03	580 Coseteng, Evelyn Jean
313	64	16.36	3.9120	23.5003	36.15	345 Knapstein, Paul
314	62	15.88	3.9043	23.4540	36.08	1168 Tsernat-Korboy, Dorothea
315	60	15.46	3.8810	23.3141	35.87	614 Anderson, Natalie
316	59	15.43	3.8237	22.9701	35.34	174 Kreuzer, Kurt
317	43	11.27	3.8154	22.9203	35.26	797 Fristrup, Klaus
318	63	16.59	3.7975	22.8124	35.10	750 Fromajot, Philippe
319	46	12.19	3.7736	22.6689	34.88	72 Heldaas, Bjorn
320	64	16.97	3.7714	22.6555	34.85	1160 Orfanaki, Irene
321	64	16.99	3.7669	22.6289	34.81	897 Saxoni, Dimitra
322	47	12.60	3.7302	22.4080	34.47	111 Greenway, Steve
323	32	8.59	3.7253	22.3786	34.43	691 Ascioti, Giuseppe
324	43	11.61	3.7037	22.2491	34.23	132 Harris, John
325	57	15.42	3.6965	22.2058	34.16	1084 Neonakis, Nikolaos
326	37	10.25	3.6098	21.6847	33.36	808 Mondaca, Miguel
327	61	17.27	3.5321	21.2185	32.64	895 Delikostidis, Efrem
328	46	13.05	3.5249	21.1750	32.58	371 Schaefer, Hans-Peter
329	55	15.64	3.5166	21.1253	32.50	64 Zarzif, Nachum Jonatan
330	62	17.71	3.5008	21.0305	32.35	935 Li, Qing
331	43	12.35	3.4818	20.9160	32.18	270 Lambrechts, Johan
332	57	16.41	3.4735	20.8662	32.10	1058 Clark, Debra
333	34	9.99	3.4034	20.4451	31.45	954 Pellicori, Stephen
334	31	9.29	3.3369	20.0457	30.84	389 Lindenmayer, Christian
335	34	10.22	3.3268	19.9850	30.75	584 Hizon, Miguelito
336	51	15.81	3.2258	19.3783	29.81	96 Monteiro, Emerico

OPEN -- Overall Stage Results**IPSC World Shoot XVI**

Printed October 10, 2011 at 22:45

**Stage 27 --**

	PTS	TIME	HIT FACTOR	STAGE POINTS	STAGE PERCENT	COMPETITOR # Name
337	65	20.26	3.2083	19.2730	29.65	435 Tsuzmarova, Jelena
338	37	11.55	3.2035	19.2440	29.61	385 Weuster, Frank
339	44	13.98	3.1474	18.9070	29.09	144 Johansen, Roger
340	49	15.57	3.1471	18.9053	29.09	913 Breslawski, Joseph
341	36	11.47	3.1386	18.8545	29.01	546 Gonzaga, Fernando
342	39	12.60	3.0952	18.5939	28.61	131 Yeung, Danny Tai Chow
343	44	14.39	3.0577	18.3683	28.26	952 Mchugh, Bernie
344	39	12.97	3.0069	18.0635	27.79	202 Haarberg, Stephen Alexand
345	29	10.67	2.7179	16.3271	25.12	196 Kosola, Vesa
346	39	14.73	2.6477	15.9052	24.47	656 Sameshima, Kazuki
347	48	18.45	2.6016	15.6286	24.04	925 Gould, Dianne
348	37	14.30	2.5874	15.5433	23.91	1152 Mavilidi, Aggeliki
349	29	11.33	2.5596	15.3760	23.66	771 Andersen, Tim
350	42	16.76	2.5060	15.0540	23.16	115 Sanders, Robert
351	20	9.26	2.1598	12.9746	19.96	1162 Babouris, Vasileios
352	31	19.08	1.6247	9.7602	15.02	1224 Haritos, Ioannis
353	33	21.53	1.5327	9.2076	14.17	1195 Kelesis, Dimitrios
354	12	11.33	1.0591	6.3625	9.79	203 Christiansen, Anders
355	7	12.41	0.5641	3.3885	5.21	2 Gastelumendi Schunk, Mario Sebastian
356	0	16.92	0.0000	0.0000	0.00	279 Sasabone, John
357	0	0.00	0.0000	0.0000	0.00	255 Saaiman, Jan Andries
358	0	0.00	0.0000	0.0000	0.00	25 Anastasiou, John
359	0	0.00	0.0000	0.0000	0.00	190 Suominen, Jukka
360	0	0.00	0.0000	0.0000	0.00	936 Wolf, Michael
361	0	2.64	0.0000	0.0000	0.00	896 Fotopoulou, Marianna
362	0	5.85	0.0000	0.0000	0.00	1143 Manzoni, Cristiano
363	0	0.00	0.0000	0.0000	0.00	1209 Saouridou, Eleonora
364	0	0.00	0.0000	0.0000	0.00	1201 Mantzaridis, Christos

STANDARD -- Overall Stage Results

IPSC World Shoot XVI

Printed October 10, 2011 at 22:45



Stage 27 --

	PTS	TIME	HIT FACTOR	STAGE POINTS	STAGE PERCENT	COMPETITOR # Name
1	63	7.74	8.1395	65.0000	100.00	1002 Tomasic, Travis
2	64	8.02	7.9801	63.7264	98.04	355 Damm, Oliver
3	64	8.06	7.9404	63.4101	97.55	542 Gotamco, Jon Christopher
4	62	8.01	7.7403	61.8120	95.10	683 Santarcangelo, Adriano Ciro
5	62	8.03	7.7210	61.6581	94.86	1009 Bragg, Emanuel
6	64	8.31	7.7016	61.5025	94.62	915 Burrell, Michael
7	62	8.06	7.6923	61.4286	94.51	453 Rivera, Edward
8	61	7.93	7.6923	61.4286	94.51	401 Jaime, Juan Carlos
9	64	8.44	7.5829	60.5552	93.16	1015 MIGUEZ, BLAKE
10	63	8.38	7.5179	60.0358	92.36	726 Sklavis, Alexandros
11	58	7.81	7.4264	59.3049	91.24	1013 Podlesak, Roman
12	62	8.36	7.4163	59.2242	91.11	343 Jakob, Herbert
13	63	8.50	7.4118	59.1882	91.06	996 Puente, Ted
14	62	8.37	7.4074	59.1534	91.01	558 Dionisio, Jethro
15	63	8.52	7.3944	59.0493	90.85	92 Monastirsky, Evgeny
16	64	8.73	7.3310	58.5436	90.07	711 Forlani, Dario
17	60	8.27	7.2551	57.9375	89.13	811 Madsen, Bo Stampe
18	60	8.36	7.1770	57.3137	88.17	402 Midgley, Gregory
19	63	8.78	7.1754	57.3007	88.15	871 Hansen, Sean
20	64	9.02	7.0953	56.6614	87.17	245 Backstrom, Mats O
21	57	8.07	7.0632	56.4047	86.78	681 Silvera, Tullio
22	60	8.50	7.0588	56.3697	86.72	40 Silva, Manuel
23	61	8.68	7.0276	56.1208	86.34	414 Ganan, Manuel
24	61	8.68	7.0276	56.1208	86.34	699 Bragagnolo, Max
25	59	8.43	6.9988	55.8905	85.99	763 Poiret, Jerome
26	63	9.02	6.9845	55.7761	85.81	258 Kaewmuangpet, Narongsak
27	61	8.79	6.9397	55.4185	85.26	658 Batki, Gyorgy
28	59	8.51	6.9330	55.3651	85.18	576 Bernabe, Joseph
29	62	9.08	6.8282	54.5280	83.89	784 Gomez, Estuardo
30	60	8.86	6.7720	54.0793	83.20	413 Koussev, Alexander
31	60	8.94	6.7114	53.5954	82.45	516 Kastell, Peter
32	60	8.98	6.6815	53.3567	82.09	396 Astroth, Marcus
33	64	9.62	6.6528	53.1274	81.73	986 Liehne, Zdenek
34	60	9.15	6.5574	52.3653	80.56	1253 O'Donovan, Sean
35	61	9.35	6.5241	52.0993	80.15	770 Guillaume, Bertrand
36	63	9.68	6.5083	51.9731	79.96	831 JENSEN, RALF K
37	60	9.22	6.5076	51.9678	79.95	752 Bettarini, Varo
38	65	10.01	6.4935	51.8553	79.78	702 Comert, Ergun
39	64	9.87	6.4843	51.7817	79.66	416 Cases, Antonio
40	61	9.44	6.4619	51.6026	79.39	775 Bettoni, Leonardo
41	62	9.62	6.4449	51.4672	79.18	273 Van Noord, Ruud
42	64	9.97	6.4193	51.2624	78.87	964 Sicotte, Pascal

STANDARD -- Overall Stage Results

IPSC World Shoot XVI

Printed October 10, 2011 at 22:45




Stage 27 --

	PTS	TIME	HIT FACTOR	STAGE POINTS	STAGE PERCENT	COMPETITOR # Name
43	62	9.69	6.3983	51.0954	78.61	10 Roitman, Patricio
44	63	9.86	6.3895	51.0243	78.50	653 Woodhouse, Robert
45	61	9.57	6.3741	50.9016	78.31	102 Kjelvei, Olav Robert
46	60	9.46	6.3425	50.6493	77.92	11 Pastor, Federico
47	63	9.98	6.3126	50.4108	77.56	292 Buono, Mauricio
48	58	9.21	6.2975	50.2901	77.37	537 Cortes, Kevin
49	62	9.95	6.2312	49.7602	76.55	1243 Sioda, Geno Wieslaw
50	64	10.34	6.1896	49.4280	76.04	800 Djukovic, Marko
51	65	10.54	6.1670	49.2478	75.77	230 Poikonen, Kristian
52	63	10.28	6.1284	48.9397	75.29	406 Schuetz, Michael
53	65	10.61	6.1263	48.9228	75.27	98 Adam, Robert
54	63	10.31	6.1106	48.7973	75.07	806 Munson, Lisa
55	63	10.35	6.0870	48.6087	74.78	15 Gromov, Andrej
56	60	9.88	6.0729	48.4962	74.61	776 Ostling, Mikael
57	57	9.39	6.0703	48.4756	74.58	955 Penner, Scott
58	61	10.07	6.0576	48.3742	74.42	288 Henriques, Orville
59	63	10.41	6.0519	48.3285	74.35	148 Syversen, Lars
60	64	10.58	6.0491	48.3068	74.32	223 Kinnala, Jani
61	62	10.27	6.0370	48.2098	74.17	796 Birkjaer, Ulrik
62	60	9.94	6.0362	48.2035	74.16	210 Engelbrecht, Hermanus
63	58	9.62	6.0291	48.1467	74.07	518 Guimaraes Ferreira, Mauro Thompson
64	63	10.46	6.0229	48.0975	74.00	83 Greeff, Pieter Albert
65	63	10.54	5.9772	47.7324	73.43	1037 Richman, Mark
66	61	10.31	5.9166	47.2482	72.69	769 Beaunier, Francois
67	55	9.32	5.9013	47.1260	72.50	559 Martin, Wilfredo Jr
68	62	10.53	5.8879	47.0194	72.34	1064 Rogers, Randi
69	58	9.91	5.8527	46.7378	71.90	1096 PESCE, FABRIZIO
70	62	10.62	5.8380	46.6209	71.72	253 Barentsen, Sasja
71	58	9.94	5.8350	46.5967	71.69	496 Maia Saldanha, Jaime Roberto
72	64	10.97	5.8341	46.5894	71.68	1130 Zaharioudakis, Mihail
73	60	10.29	5.8309	46.5639	71.64	221 Kuisma, Mikko
74	64	11.01	5.8129	46.4201	71.42	38 Maidwell, Troy Robert
75	48	8.27	5.8041	46.3500	71.31	1018 Butler, Taran
76	58	10.00	5.8000	46.3171	71.26	415 Cervera, Manuel
77	61	10.52	5.7985	46.3050	71.24	526 Abdul Nibi, Henrique
78	56	9.77	5.7318	45.7728	70.42	569 Mercader, Azurphanipal
79	59	10.30	5.7282	45.7434	70.37	18 Van Straaten, Andre Stefaan
80	61	10.66	5.7223	45.6969	70.30	491 Zander Lima, Igor
81	61	10.66	5.7223	45.6969	70.30	224 Marjonemi, Esa
82	61	10.69	5.7063	45.5686	70.11	812 Di Prospero, Mauro
83	59	10.37	5.6895	45.4346	69.90	728 Caroselli, Alberto
84	56	9.87	5.6738	45.3090	69.71	693 Montera, Paolo

STANDARD -- Overall Stage Results

IPSC World Shoot XVI

Printed October 10, 2011 at 22:45



Stage 27 --

	PTS	TIME	HIT FACTOR	STAGE POINTS	STAGE PERCENT	COMPETITOR # Name
85	60	10.58	5.6711	45.2876	69.67	527 Domingues Oliveira, Lucimar
86	52	9.28	5.6034	44.7475	68.84	209 Peacock, Justin James
87	61	10.93	5.5810	44.5680	68.57	297 Andersson, Robert
88	62	11.15	5.5605	44.4049	68.32	1069 Novak, Robert
89	62	11.16	5.5556	44.3651	68.25	684 Simula, Salvatore
90	65	11.75	5.5319	44.1763	67.96	802 Duvivier, Cedric
91	64	11.57	5.5315	44.1734	67.96	9 Baigorria, Jorge Orlando
92	62	11.22	5.5258	44.1278	67.89	55 Kay, Ian Lawrence
93	62	11.22	5.5258	44.1278	67.89	725 D'alessandro, Mauro
94	63	11.43	5.5118	44.0158	67.72	688 Bergami, Davide
95	58	10.54	5.5028	43.9442	67.61	578 Castro, Rosendo Jr
96	65	11.82	5.4992	43.9147	67.56	14 Siuniakou, Andrei
97	62	11.30	5.4867	43.8154	67.41	116 Birketvedt, Espen
98	61	11.14	5.4758	43.7279	67.27	430 Fernandez, Enrique
99	61	11.16	5.4660	43.6495	67.15	789 Correia, Paulo
100	59	10.81	5.4579	43.5853	67.05	487 Misanovic, Dragan
101	61	11.21	5.4416	43.4548	66.85	5 Kaufmanis, Eriks
102	45	8.27	5.4414	43.4531	66.85	762 Boit, Julien
103	48	8.83	5.4360	43.4105	66.79	783 Kuveljic, Dusan
104	54	9.97	5.4162	43.2526	66.54	743 Commisso, Emanuele
105	58	10.76	5.3903	43.0457	66.22	227 Alenius, Jouni
106	46	8.54	5.3864	43.0144	66.18	314 Van Uitert, John
107	61	11.36	5.3697	42.8810	65.97	589 Ongpauco, Tyrone
108	64	11.92	5.3691	42.8763	65.96	120 Aarebraat, Per Arild
109	63	11.79	5.3435	42.6718	65.65	222 Keskivali, Tiia
110	48	9.03	5.3156	42.4490	65.31	1045 Stranz, Juergen
111	64	12.15	5.2675	42.0647	64.71	495 Maia Saldanha Junior, Jaime Roberto
112	47	8.93	5.2632	42.0301	64.66	983 ZNAMENACEK, PETR
113	61	11.63	5.2451	41.8855	64.44	322 Holzapfel, Thomas Christia
114	58	11.06	5.2441	41.8781	64.43	285 Kamolwong, Somchai
115	60	11.46	5.2356	41.8100	64.32	664 Buzzachera, Mafaldo
116	62	11.87	5.2233	41.7114	64.17	378 Tutschke, Petra
117	65	12.46	5.2167	41.6590	64.09	1094 Zarubova, Marketa
118	61	11.71	5.2092	41.5994	64.00	673 Dalmeida Arruda, Victor
119	62	11.93	5.1970	41.5016	63.85	19 Jansen Van Vuuren, Abraham Carel
120	60	11.55	5.1948	41.4842	63.82	27 Gini, Sebastian Pedro
121	62	11.94	5.1926	41.4669	63.80	477 Nogueira Sette Bicalho, Carlos Eduardo
122	61	11.75	5.1915	41.4577	63.78	1022 Szaszi, Csaba
123	40	7.71	5.1881	41.4304	63.74	394 Mangarov, Dimitar
124	64	12.36	5.1780	41.3500	63.62	136 Fremstad, Jon Terje
125	65	12.58	5.1669	41.2616	63.48	354 Jose Vaghi, Antonio
126	64	12.40	5.1613	41.2166	63.41	669 Pedlow, Andrew

STANDARD -- Overall Stage Results

IPSC World Shoot XVI

Printed October 10, 2011 at 22:45



Stage 27 --

	PTS	TIME	HIT FACTOR	STAGE POINTS	STAGE PERCENT	COMPETITOR # Name
127	65	12.61	5.1546	41.1635	63.33	211 Patzen, Heinrich
128	59	11.47	5.1439	41.0773	63.20	158 Nakling, Hilde
129	63	12.34	5.1053	40.7699	62.72	644 Dines, Phillip
130	61	11.95	5.1046	40.7639	62.71	89 Bratushkins, Arturs
131	64	12.56	5.0955	40.6915	62.60	1127 Vasileiou, Nikolaos
132	60	11.78	5.0934	40.6743	62.58	62 Rolls, Kevin Keith
133	64	12.58	5.0874	40.6268	62.50	135 Nordgaard, Tor Olav
134	62	12.22	5.0736	40.5167	62.33	1083 Tiberi, Marco
135	60	11.93	5.0293	40.1629	61.79	1048 Lim, Julian
136	49	9.75	5.0256	40.1333	61.74	830 Wolff, Ebbe
137	62	12.36	5.0162	40.0578	61.63	505 Macedo Filho, Edmundo Souza
138	64	12.81	4.9961	39.8974	61.38	41 Costa, Luis
139	55	11.01	4.9955	39.8923	61.37	839 Lindberg, Henrik Have
140	59	11.87	4.9705	39.6931	61.07	308 Jereb, Uros
141	62	12.52	4.9521	39.5459	60.84	962 Sanford, Ralph
142	63	12.73	4.9489	39.5208	60.80	274 Plagge, Alexander
143	64	12.95	4.9421	39.4661	60.72	927 Hudson, Robbin
144	53	10.74	4.9348	39.4081	60.63	313 Slim, Marcel
145	62	12.57	4.9324	39.3886	60.60	1063 Nonaka, Tori
146	44	8.97	4.9052	39.1718	60.26	146 Kolia, Muhammed
147	64	13.14	4.8706	38.8954	59.84	150 Evesque, Michel
148	51	10.50	4.8571	38.7878	59.67	119 Due, Dag Petter
149	48	9.91	4.8436	38.6795	59.51	231 Dahl, Mikael
150	61	12.61	4.8374	38.6303	59.43	1260 Vergos, Apostolos
151	49	10.13	4.8371	38.6278	59.43	585 Lao, Alex
152	62	12.88	4.8137	38.4405	59.14	113 Mant, Patrick
153	64	13.34	4.7976	38.3123	58.94	1241 Stamenkvic, Zoran
154	52	10.90	4.7706	38.0970	58.61	156 Thorstensen, Christopher
155	48	10.07	4.7666	38.0650	58.56	117 Ciesielski, Marcin
156	62	13.08	4.7401	37.8528	58.24	328 Burkhart, Helmut
157	63	13.31	4.7333	37.7986	58.15	1005 Madajewski, Leszek
158	59	12.47	4.7314	37.7832	58.13	1118 Syrogiannis, Alexandros
159	47	9.94	4.7284	37.7594	58.09	197 Honkaselka, Raine
160	46	9.73	4.7276	37.7536	58.08	607 Pible, Israelito
161	65	13.75	4.7273	37.7506	58.08	53 Keaney, Janis Mather
162	59	12.51	4.7162	37.6624	57.94	403 Mohr, Uwe
163	61	12.94	4.7141	37.6452	57.92	1279 Muhlbacher, Hubert
164	62	13.19	4.7005	37.5371	57.75	536 Bastian, Reynante
165	57	12.18	4.6798	37.3716	57.49	828 Hansen, Gert Erling
166	59	12.61	4.6788	37.3638	57.48	865 Saudemont, Tom
167	61	13.10	4.6565	37.1854	57.21	617 Sabakova, Petra
168	60	12.96	4.6296	36.9709	56.88	166 Ostgaard, Haavard

STANDARD -- Overall Stage Results

IPSC World Shoot XVI

Printed October 10, 2011 at 22:45




Stage 27 --

	PTS	TIME	HIT FACTOR	STAGE POINTS	STAGE PERCENT	COMPETITOR # Name
169	64	13.83	4.6276	36.9549	56.85	172 Takkumaki, Taisto
170	49	10.60	4.6226	36.9151	56.79	65 Friendship, Paul Gary
171	62	13.50	4.5926	36.6751	56.42	1007 Burzec, Wieslaw
172	49	10.71	4.5752	36.5359	56.21	864 Margodt, Steve
173	61	13.42	4.5455	36.2987	55.84	1257 Ballesteros, Antonio Oribe
174	46	10.14	4.5365	36.2271	55.73	1077 Post, Gottfried
175	64	14.17	4.5166	36.0681	55.49	1112 Turkova, Eva
176	50	11.09	4.5086	36.0041	55.39	637 Giles, Claire
177	47	10.45	4.4976	35.9166	55.26	849 Botticelli, Alessandro
178	44	9.81	4.4852	35.8177	55.10	424 Kuenzler, Oliver
179	61	13.82	4.4139	35.2481	54.23	655 Fischer, Reinaldo
180	60	13.60	4.4118	35.2311	54.20	112 Cumming, David
181	51	11.56	4.4118	35.2311	54.20	749 Dumont, Jose
182	54	12.28	4.3974	35.1163	54.03	468 Kressibucher, Peter
183	58	13.21	4.3906	35.0622	53.94	764 Gerard, Joel
184	63	14.37	4.3841	35.0104	53.86	143 Krako, Lene Olaug
185	48	10.96	4.3796	34.9739	53.81	1070 Miguez, Steve
186	50	11.45	4.3668	34.8721	53.65	810 Mac-Namara, Fabian
187	62	14.25	4.3509	34.7449	53.45	100 Redford, Melvyn
188	61	14.08	4.3324	34.5972	53.23	1003 Koput, Jurand
189	58	13.41	4.3251	34.5393	53.14	1088 Papadopoulos, Georgios
190	50	11.60	4.3103	34.4212	52.96	1047 Sweeney, Matthew
191	55	12.76	4.3103	34.4212	52.96	934 Nardi, Frank
192	39	9.05	4.3094	34.4136	52.94	1114 Dela Pena, Ramiro
193	49	11.42	4.2907	34.2645	52.71	105 Thompson, David
194	64	14.95	4.2809	34.1863	52.59	225 Lokkila, Heidi
195	62	14.58	4.2524	33.9585	52.24	1189 Kalfas, Haralambos
196	59	13.96	4.2264	33.7505	51.92	1065 Gudenja, Valeria
197	62	14.80	4.1892	33.4537	51.47	317 Wigchert, Frank
198	62	15.05	4.1196	32.8980	50.61	1104 Roumeliotakis, Konstantinos
199	47	11.41	4.1192	32.8947	50.61	506 Mariano Barbosa, Gabriel Garcia
200	46	11.17	4.1182	32.8866	50.59	287 Heyliger, Claudieus
201	59	14.35	4.1115	32.8333	50.51	1214 Spatoulas, Vasileios
202	59	14.38	4.1029	32.7648	50.41	880 Keehart, Deborah
203	46	11.23	4.0962	32.7108	50.32	232 Lento, Mika
204	48	11.74	4.0886	32.6503	50.23	52 De Wet, Jacobus
205	51	12.48	4.0865	32.6339	50.21	850 Cifuentes, Edwin
206	43	10.53	4.0836	32.6102	50.17	170 Karamitsos, Efthymios
207	65	15.92	4.0829	32.6050	50.16	979 Clark, Paul
208	54	13.24	4.0785	32.5701	50.11	615 Barnes, Michael
209	63	15.55	4.0514	32.3537	49.77	32 O'donovan, Sebella
210	61	15.13	4.0317	32.1962	49.53	766 Weber, Didier

STANDARD -- Overall Stage Results

IPSC World Shoot XVI

Printed October 10, 2011 at 22:45




Stage 27 --

PTS	TIME	HIT FACTOR	STAGE POINTS	STAGE PERCENT	COMPETITOR # Name	
211	62	15.44	4.0155	32.0670	49.33	216 Du Toit, Cecilia
212	62	15.44	4.0155	32.0670	49.33	42 Rebelo, Jose
213	56	14.13	3.9632	31.6490	48.69	87 Mihajlovic, Zoran
214	42	10.61	3.9585	31.6117	48.63	220 Ruohonen, Tony
215	58	14.69	3.9483	31.5297	48.51	765 Martin-Privat, Pierre
216	53	13.43	3.9464	31.5147	48.48	976 Quinn, Mark
217	47	11.92	3.9430	31.4873	48.44	12 Swierczek, Zbigniew
218	59	15.02	3.9281	31.3687	48.26	475 Trofimov, Nikolai
219	55	14.11	3.8979	31.1279	47.89	1184 Efthimiou, Christos
220	62	15.91	3.8969	31.1197	47.88	1129 Zafiridis, Sotirios
221	47	12.08	3.8907	31.0702	47.80	489 Faci, Caroline
222	63	16.29	3.8674	30.8840	47.51	525 Liongos, Christos
223	59	15.28	3.8613	30.8349	47.44	1245 Stettmisch, Rainer
224	61	15.84	3.8510	30.7531	47.31	1105 Roumeliotakis, Nikolaos
225	54	14.08	3.8352	30.6270	47.12	625 Carey, Peter
226	63	16.45	3.8298	30.5836	47.05	842 Alexiou, Ioannis
227	59	15.60	3.7821	30.2024	46.47	1159 Karalakis, Emmanouil
228	65	17.42	3.7313	29.7974	45.84	577 Borro, Hilario
229	55	14.87	3.6987	29.5369	45.44	1163 Zaharopoulos, Myron
230	61	16.57	3.6814	29.3982	45.23	818 Donnelly, Vernon
231	60	16.44	3.6496	29.1449	44.84	370 Rogmann, Juergen
232	49	13.46	3.6404	29.0713	44.73	103 Redford, Martin
233	44	12.14	3.6244	28.9433	44.53	13 Zaworski, Radoslaw
234	58	16.03	3.6182	28.8940	44.45	636 Dawson, Peter
235	45	12.44	3.6174	28.8872	44.44	834 Dahlman, Roland
236	54	15.17	3.5597	28.4264	43.73	939 Korobkin, Anatoli
237	33	9.28	3.5560	28.3975	43.69	229 Borgstrom, Stefan
238	47	13.33	3.5259	28.1567	43.32	1101 Sandberg, Jens
239	36	10.29	3.4985	27.9384	42.98	533 Belarmino, Benjamin Jr
240	65	18.63	3.4890	27.8621	42.86	1155 Chrysafidis, Dimitrios
241	38	10.95	3.4703	27.7130	42.64	733 Morassut, Enrico
242	48	13.89	3.4557	27.5964	42.46	545 Gonzaga, Jannette
243	59	17.14	3.4422	27.4887	42.29	1199 Leontaridis, Pavlos
244	45	13.31	3.3809	26.9990	41.54	251 Cheng, Tat Nang
245	61	18.05	3.3795	26.9877	41.52	421 Wallroth, Marion
246	48	14.24	3.3708	26.9181	41.41	1087 Papagrigoriou, Evangelos
247	45	13.40	3.3582	26.8177	41.26	921 Strasser, Elisabeth
248	55	16.39	3.3557	26.7977	41.23	33 Du Plooy, Eurika Susara
249	48	14.41	3.3310	26.6006	40.92	920 Gruber, Birgit
250	54	16.30	3.3129	26.4557	40.70	666 Franca Filho, Silvio
251	62	18.76	3.3049	26.3920	40.60	129 Weber, Nick
252	65	19.68	3.3028	26.3756	40.58	541 Francisco, Raymundo

STANDARD -- Overall Stage Results

IPSC World Shoot XVI

Printed October 10, 2011 at 22:45



Stage 27 --

	PTS	TIME	HIT FACTOR	STAGE POINTS	STAGE PERCENT	COMPETITOR # Name
253	64	19.54	3.2753	26.1559	40.24	1212 Skoumpouris, Antonios
254	48	14.77	3.2498	25.9522	39.93	104 Chan, Mario
255	43	13.41	3.2066	25.6067	39.39	1235 Schuh, Sandra
256	31	9.72	3.1893	25.4688	39.18	247 Lindstedt, Lars
257	32	10.10	3.1683	25.3013	38.93	924 Gagnon, Miguel
258	48	15.17	3.1641	25.2679	38.87	877 Fisher, Randy
259	58	18.44	3.1453	25.1178	38.64	588 Ongpauco, Ramon
260	47	14.95	3.1438	25.1056	38.62	88 Johansen, Olaf Nikolai
261	34	10.83	3.1394	25.0706	38.57	34 Viljoen, Enrico Pierre
262	63	20.12	3.1312	25.0050	38.47	1281 Gospodin, Zhelev
263	54	17.54	3.0787	24.5854	37.82	101 Maidwell, Tara Louise
264	36	11.90	3.0252	24.1585	37.17	347 Kraft, Herbert
265	58	19.38	2.9928	23.8995	36.77	482 Spatoulas, Ioannis
266	57	19.20	2.9688	23.7076	36.47	329 Burkhart, Rita
267	46	15.55	2.9582	23.6233	36.34	447 Lazaridi, Igor
268	37	12.54	2.9506	23.5623	36.25	277 Roopram, Kris
269	31	10.56	2.9356	23.4429	36.07	572 Yao, Eduardo
270	39	13.29	2.9345	23.4344	36.05	1004 Gawenda, Boguslaw
271	38	13.17	2.8853	23.0415	35.45	595 Aronis, Themistoklis
272	53	18.67	2.8388	22.6697	34.88	919 Aigner, Edeltraud
273	59	20.87	2.8270	22.5758	34.73	439 Rieber, Albert
274	36	12.88	2.7950	22.3203	34.34	457 Mihtiev, Krasimir
275	54	19.42	2.7806	22.2054	34.16	553 Teixeira, Nilton Pita
276	33	11.91	2.7708	22.1267	34.04	443 Gepperth, Friedrich
277	55	20.02	2.7473	21.9388	33.75	891 Baldwin, Alastair
278	29	10.58	2.7410	21.8890	33.68	606 Gonzales, Dan
279	38	14.12	2.6912	21.4913	33.06	632 Fitzgerald, John
280	45	16.87	2.6675	21.3015	32.77	1262 Kakavoulas, Ioannis
281	49	18.37	2.6674	21.3010	32.77	1236 Kieninger, Stephanie
282	33	12.62	2.6149	20.8818	32.13	63 Fischer, Johanna Sophia
283	42	16.13	2.6038	20.7936	31.99	497 Santos Honorato, Jose
284	27	10.37	2.6037	20.7921	31.99	923 Dame, Mike
285	47	18.07	2.6010	20.7708	31.96	79 Goncalves, Jose
286	33	12.75	2.5882	20.6689	31.80	76 Selven, Lars
287	39	15.09	2.5845	20.6390	31.75	265 Hoogduijn, Peter
288	63	24.68	2.5527	20.3849	31.36	659 Hatzipanagiotis, Peter
289	62	25.38	2.4429	19.5080	30.01	1191 Kardoulis, Spyridon
290	32	14.00	2.2857	18.2531	28.08	379 Dose, Klaus-Peter
291	33	14.70	2.2449	17.9271	27.58	142 Selven, Lasse Strand
292	58	26.23	2.2112	17.6581	27.17	1161 Fragouli, Maria
293	42	19.28	2.1784	17.3963	26.76	218 Shawe, Karen
294	28	13.00	2.1538	17.2000	26.46	35 Schmidt-Dumont, Jorn Peter

STANDARD -- Overall Stage Results

IPSC World Shoot XVI

Printed October 10, 2011 at 22:45



Stage 27 --

	PTS	TIME	HIT FACTOR	STAGE POINTS	STAGE PERCENT	COMPETITOR # Name
295	46	21.45	2.1445	17.1255	26.35	1120 Tsiavos, Themistoklis
296	61	30.48	2.0013	15.9819	24.59	404 Pawlowsky, Maik
297	33	16.53	1.9964	15.9424	24.53	876 Erickson, Rick
298	31	15.74	1.9695	15.7279	24.20	122 Tessem, Terje
299	42	21.86	1.9213	15.3431	23.60	1166 Fitatzis, Dimitrios
300	19	9.92	1.9153	15.2952	23.53	1006 Widla, Radoslaw
301	24	12.62	1.9017	15.1868	23.36	1025 Zils, Jevgenij
302	17	9.44	1.8008	14.3811	22.12	816 Davoli, Fabio
303	17	10.59	1.6053	12.8194	19.72	1102 Poutoglidis, Georgios
304	22	13.85	1.5884	12.6849	19.52	604 Kornaros, Nikolaos
305	42	27.00	1.5556	12.4222	19.11	1167 Giannakos, Konstantinos
306	27	18.23	1.4811	11.8274	18.20	1215 Stavrianakis, Vasileios
307	21	14.26	1.4727	11.7602	18.09	350 Noormets, Andy
308	33	22.82	1.4461	11.5481	17.77	476 Grilli, Cassio
309	27	19.13	1.4114	11.2710	17.34	480 Lima E Silva, Denise Maria
310	20	14.78	1.3532	10.8061	16.62	597 Berntsen, Jostein Cavite
311	22	16.69	1.3182	10.5264	16.19	249 Quinn, Paddy
312	38	28.92	1.3140	10.4930	16.14	1196 Kelesis, Christos
313	39	30.83	1.2650	10.1019	15.54	1150 Adamakopoulos, Theodoros
314	26	28.47	0.9132	7.2929	11.22	1227 Pavlidis, Polyvios
315	12	13.48	0.8902	7.1089	10.94	609 Roque, Mary Cristy
316	14	18.12	0.7726	6.1700	9.49	957 Price, Stephen
317	21	31.80	0.6604	5.2736	8.11	909 Garaev, Albert
318	4	21.04	0.1901	1.5182	2.34	484 Figoli, Edmundo Jose
319	0	0.00	0.0000	0.0000	0.00	235 Karin, Rami
320	0	17.15	0.0000	0.0000	0.00	554 Silva Pereira, Nelson Jose
321	0	0.00	0.0000	0.0000	0.00	458 Kostadinov, Svetoslav
322	0	0.00	0.0000	0.0000	0.00	1247 Terstis, Markos
323	0	0.00	0.0000	0.0000	0.00	1231 Evangelinos, Dino
324	0	0.00	0.0000	0.0000	0.00	1248 Tzimas, Dimitrios
325	0	0.00	0.0000	0.0000	0.00	1223 Topouzis, Konstantinos
326	0	0.00	0.0000	0.0000	0.00	1213 Soumalevris, Konstantinos
327	0	0.00	0.0000	0.0000	0.00	1132 Iordanidis, Stavros
328	0	0.00	0.0000	0.0000	0.00	1221 Psaroudakis, Emmanouil

PRODUCTION -- Overall Stage Results

IPSC World Shoot XVI

Printed October 10, 2011 at 22:45



Stage 27 --

	PTS	TIME	HIT FACTOR	STAGE POINTS	STAGE PERCENT	COMPETITOR # Name
1	63	7.84	8.0357	65.0000	100.00	418 Ibanez, Gorka
2	61	7.63	7.9948	64.6687	99.49	1026 Vinduska, Vaclav
3	61	7.83	7.7905	63.0169	96.95	159 Kvarsnes, Hans Petter
4	61	7.86	7.7608	62.7764	96.58	180 Manni, Matti
5	65	8.59	7.5669	61.2081	94.17	985 Vogel, Robert
6	61	8.09	7.5402	60.9916	93.83	874 Drolet, Jean Philippe
7	59	7.89	7.4778	60.4873	93.06	417 De Cobos, Eduardo
8	63	8.45	7.4556	60.3077	92.78	520 Lejano, Juefro Emil
9	65	8.77	7.4116	59.9519	92.23	857 ONSHIN, NIKOLAY
10	65	8.78	7.4032	59.8836	92.13	78 Steiner, Yoram
11	61	8.28	7.3671	59.5921	91.68	781 De Sanctis, Maurizio Raffae
12	63	8.63	7.3001	59.0498	90.85	428 Darias, Buenaventura
13	61	8.39	7.2706	58.8108	90.48	58 VYSNY, MARIAN
14	61	8.46	7.2104	58.3241	89.73	86 Janjusevic, Milorad
15	63	8.81	7.1510	57.8434	88.99	799 Gyllenberg, Rasmus
16	61	8.59	7.1013	57.4415	88.37	56 Nagy, Ernest
17	61	8.61	7.0848	57.3080	88.17	256 Tangpojthavipol, Voravudh
18	61	8.65	7.0520	57.0430	87.76	59 HRNCIARIK, ANDREJ
19	63	9.00	7.0000	56.6222	87.11	445 Hubli, Pascal
20	63	9.03	6.9767	56.4341	86.82	513 Binder, Thomas
21	57	8.18	6.9682	56.3651	86.72	419 Perez, Jose Vicente
22	61	8.82	6.9161	55.9436	86.07	809 Mondaca, Gabriel
23	59	8.56	6.8925	55.7529	85.77	991 Mink, Matthew
24	61	8.93	6.8309	55.2544	85.01	433 Josi, Oliver
25	63	9.23	6.8256	55.2113	84.94	71 Czocher, Mikulas
26	59	8.65	6.8208	55.1728	84.88	178 KAUNISTO, VESA
27	59	8.67	6.8051	55.0455	84.69	57 Fedor, Marian
28	59	8.70	6.7816	54.8557	84.39	50 Quindi Vallerga, Gaston
29	61	9.01	6.7703	54.7638	84.25	374 Schmidt, Tino
30	59	8.73	6.7583	54.6672	84.10	746 Guichard, Louis
31	65	9.66	6.7288	54.4283	83.74	807 Servodio, Francesco
32	59	8.81	6.6969	54.1708	83.34	753 Moncada, Flavio
33	61	9.12	6.6886	54.1033	83.24	1098 Gambrell, Jeff
34	57	8.63	6.6049	53.4260	82.19	965 ZAPLETAL, MIROSLAV
35	61	9.25	6.5946	53.3429	82.07	772 Momcilovic, Ljubisa
36	63	9.56	6.5900	53.3054	82.01	69 Palka, Jan
37	57	8.65	6.5896	53.3025	82.00	21 Hattingh, Diederik
38	59	8.97	6.5775	53.2045	81.85	306 Brezovnik, Slavko
39	63	9.61	6.5557	53.0281	81.58	734 Zuccolo, Giovanni
40	59	9.00	6.5556	53.0272	81.58	107 Montgomery, Peter
41	55	8.42	6.5321	52.8372	81.29	90 Steiner, Aldar
42	61	9.35	6.5241	52.7724	81.19	67 Makuka, Lubomir

PRODUCTION -- Overall Stage Results

IPSC World Shoot XVI

Printed October 10, 2011 at 22:45



Stage 27 --

	PTS	TIME	HIT FACTOR	STAGE POINTS	STAGE PERCENT	COMPETITOR # Name
43	59	9.09	6.4906	52.5021	80.77	643 Jankovic, Nebojsa
44	57	8.84	6.4480	52.1569	80.24	1046 Stryc, Michael
45	59	9.23	6.3922	51.7058	79.55	686 Torgashov, Pavel
46	65	10.20	6.3725	51.5468	79.30	968 Smith, James
47	61	9.59	6.3608	51.4517	79.16	291 Rasmussen, Per-Ola
48	59	9.29	6.3509	51.3718	79.03	126 Hos, Ivan
49	53	8.37	6.3321	51.2200	78.80	1021 Sedy, Roman
50	57	9.03	6.3123	51.0594	78.55	1119 Tzallas, Georgios
51	57	9.06	6.2914	50.8904	78.29	992 Stoeger, Ben
52	55	8.75	6.2857	50.8444	78.22	1072 Reilly, Chad
53	61	9.76	6.2500	50.5556	77.78	335 Kummer, Steven
54	55	8.81	6.2429	50.4982	77.69	1238 Kwiecien, Stanislaw
55	55	8.82	6.2358	50.4409	77.60	179 Nousiainen, Lauri
56	59	9.55	6.1780	49.9732	76.88	257 Sudhinaraset, Khanet
57	65	10.54	6.1670	49.8840	76.74	366 Gino, Leonardo Jr
58	59	9.58	6.1587	49.8167	76.64	633 Olsen, Kai Rino
59	59	9.58	6.1587	49.8167	76.64	958 Ross, Jamieson
60	61	9.91	6.1554	49.7903	76.60	43 Karosas, Linas
61	63	10.25	6.1463	49.7171	76.49	833 Hagemann, Lars Bjarne
62	51	8.32	6.1298	49.5833	76.28	1011 Hobdell, Angus
63	61	9.97	6.1184	49.4907	76.14	745 Daguanel, Laetitia
64	59	9.66	6.1077	49.4042	76.01	567 Heller, Peter
65	57	9.39	6.0703	49.1019	75.54	1062 Dimaculangan, Lee
66	63	10.41	6.0519	48.9529	75.31	233 Spevak, Stanislav
67	59	9.84	5.9959	48.5005	74.62	318 Ceric, Suad
68	55	9.18	5.9913	48.4628	74.56	334 Kummer, Patrick
69	61	10.19	5.9863	48.4222	74.50	437 Teever, Jevgeni
70	59	9.86	5.9838	48.4021	74.46	875 Engh, Rob
71	63	10.56	5.9659	48.2576	74.24	351 Tochilin, Pavel
72	59	9.92	5.9476	48.1093	74.01	557 Alejandro, Bernardo Mari V
73	59	9.93	5.9416	48.0609	73.94	1073 Reiter, Gerald
74	65	10.94	5.9415	48.0601	73.94	17 Hopper, Robert Michael
75	55	9.32	5.9013	47.7349	73.44	368 Tayag, Diomari Ivan
76	63	10.68	5.8989	47.7154	73.41	217 Du Toit, Daniel
77	63	10.68	5.8989	47.7154	73.41	1131 Iliopoulos, Georgios
78	57	9.70	5.8763	47.5326	73.13	888 TITOV, VLADIMIR
79	63	10.75	5.8605	47.4047	72.93	502 Stettin, Andreas
80	61	10.43	5.8485	47.3080	72.78	298 Ekstrand, Fredrik
81	55	9.42	5.8386	47.2281	72.66	715 Riillo, Mario
82	61	10.47	5.8262	47.1272	72.50	339 Hvalec, Maksimiljan
83	53	9.12	5.8114	47.0078	72.32	91 TOIBIS, DOTAN
84	59	10.20	5.7843	46.7887	71.98	821 GUSHCHINA, MARIA

PRODUCTION -- Overall Stage Results

IPSC World Shoot XVI

Printed October 10, 2011 at 22:45



Stage 27 --

	PTS	TIME	HIT FACTOR	STAGE POINTS	STAGE PERCENT	COMPETITOR # Name
85	48	8.32	5.7692	46.6667	71.79	341 Humar, Martin
86	59	10.24	5.7617	46.6059	71.70	544 Gasic, Andrea
87	61	10.63	5.7385	46.4179	71.41	613 Iacomini, Stefano
88	46	8.02	5.7357	46.3951	71.38	754 Moreira, Galo
89	61	10.65	5.7277	46.3307	71.28	860 Kryuchin, Konstantin
90	55	9.67	5.6877	46.0071	70.78	412 Kostadinov, Plamen
91	61	10.76	5.6691	45.8571	70.55	720 Petrovic, Davor
92	59	10.42	5.6622	45.8008	70.46	353 Klimushev, Gustav
93	59	10.43	5.6568	45.7569	70.40	722 Gruzmanov, Konstantin
94	61	10.80	5.6481	45.6872	70.29	907 NIKOLAEVA, SVETLANA
95	57	10.12	5.6324	45.5599	70.09	325 Ekstedt, Stefan
96	57	10.12	5.6324	45.5599	70.09	611 Sy, Anthony
97	61	10.84	5.6273	45.5187	70.03	80 Loock, Paul
98	53	9.42	5.6263	45.5107	70.02	30 Savarino, Juan Pablo
99	57	10.18	5.5992	45.2914	69.68	719 Brocanelli, Paolo
100	57	10.19	5.5937	45.2470	69.61	420 Van Essen, Olaf
101	53	9.48	5.5907	45.2227	69.57	6 Rutkauskas, Saulius
102	55	9.88	5.5668	45.0292	69.28	456 Markov, Metodi
103	57	10.25	5.5610	44.9821	69.20	316 Steiger, Thomas
104	59	10.61	5.5608	44.9806	69.20	859 Kryuchin, Nikita
105	61	10.99	5.5505	44.8974	69.07	854 CHEREPOV, ALEXEY
106	59	10.67	5.5295	44.7277	68.81	1122 Heropoulos, Stefanos
107	61	11.05	5.5204	44.6536	68.70	28 Prieto, Marcelo German
108	59	10.70	5.5140	44.6023	68.62	535 Tamayo, Grace
109	59	10.75	5.4884	44.3948	68.30	1115 Ziebart, Friedrich
110	61	11.12	5.4856	44.3725	68.27	448 Vericio De Oliveira, Allison
111	65	11.85	5.4852	44.3694	68.26	3 Kazanskis, Marius
112	63	11.52	5.4688	44.2361	68.06	294 Brodski, Dmitri
113	59	10.80	5.4630	44.1893	67.98	885 Barinova, Mira
114	65	11.90	5.4622	44.1830	67.97	867 Potapenko, Evgeny
115	63	11.54	5.4593	44.1594	67.94	1106 Samaritakis, Emmanouil
116	61	11.21	5.4416	44.0163	67.72	777 Schon, Marianne
117	57	10.49	5.4337	43.9530	67.62	357 Lentz, Arne
118	57	10.49	5.4337	43.9530	67.62	969 Tautiev, Zaur
119	55	10.13	5.4294	43.9180	67.57	803 Donot, Marc
120	46	8.49	5.4181	43.8267	67.43	716 BUTICCHI, EDOARDO ROBERTO
121	63	11.66	5.4031	43.7050	67.24	837 Elkin, Alexander
122	61	11.30	5.3982	43.6657	67.18	841 Vujovic, Nikola
123	57	10.58	5.3875	43.5791	67.04	570 Torrevillas, Daniel
124	45	8.37	5.3763	43.4887	66.91	721 Vukojevic, Dejan
125	61	11.38	5.3603	43.3587	66.71	68 Penov, Anton
126	59	11.06	5.3345	43.1505	66.39	260 Van Der Lende, Frank

PRODUCTION -- Overall Stage Results

IPSC World Shoot XVI

Printed October 10, 2011 at 22:45



Stage 27 --

	PTS	TIME	HIT FACTOR	STAGE POINTS	STAGE PERCENT	COMPETITOR # Name
127	63	11.81	5.3345	43.1499	66.38	970 Fedorchuk, Oleksandr
128	44	8.25	5.3333	43.1407	66.37	239 Reggeti, Andres
129	55	10.36	5.3089	42.9429	66.07	598 Silva Brum, Vagner Carlos
130	59	11.12	5.3058	42.9177	66.03	822 Gushchin, Mikhail
131	61	11.50	5.3043	42.9063	66.01	82 Betts, Alan
132	51	9.63	5.2959	42.8383	65.91	301 Ulapathorn, Pornpong
133	61	11.62	5.2496	42.4632	65.33	678 Yamaguchi, Yukio
134	59	11.24	5.2491	42.4595	65.32	723 MOSOLKOV, DMITRY
135	59	11.25	5.2444	42.4217	65.26	858 Bykova, Elena
136	57	10.91	5.2246	42.2609	65.02	747 Baculard, Patrick
137	59	11.31	5.2166	42.1967	64.92	1051 Goloski - Golob, Julie
138	61	11.70	5.2137	42.1728	64.88	184 Toikkanen, Janne
139	57	10.99	5.1865	41.9533	64.54	1111 Giancane, Giovanni
140	61	11.79	5.1739	41.8509	64.39	1249 Dragovic, Vojislav
141	63	12.19	5.1682	41.8048	64.32	157 Lutcherath, Oystein
142	61	11.83	5.1564	41.7094	64.17	1103 Ragias, Konstantinos
143	61	11.86	5.1433	41.6039	64.01	631 Giannella, Patrizia
144	61	11.86	5.1433	41.6039	64.01	573 Anglo, Wilfredo
145	50	9.82	5.0916	41.1858	63.36	707 Del Rosario, Giulio
146	63	12.38	5.0889	41.1632	63.33	1266 Sladin, Damir
147	55	10.81	5.0879	41.1553	63.32	1147 Benazic, Zoran
148	55	10.81	5.0879	41.1553	63.32	967 Shevchenko, Sergii
149	59	11.64	5.0687	41.0004	63.08	708 Piccioni, Mario
150	55	10.89	5.0505	40.8530	62.85	531 Salomao Neto, Pedro
151	57	11.31	5.0398	40.7663	62.72	226 Kotziadimos, Thomas
152	57	11.32	5.0353	40.7303	62.66	1053 Dunivin, Sara
153	63	12.52	5.0319	40.7029	62.62	81 Jacobs, Jaco Kotze
154	53	10.57	5.0142	40.5592	62.40	455 Dimitrov, Milen
155	61	12.17	5.0123	40.5441	62.38	704 Plotnikov, Alexander
156	42	8.38	5.0119	40.5410	62.37	95 Dudukal, Viktor
157	51	10.18	5.0098	40.5239	62.34	29 Bektemirov, Rinat
158	59	11.80	5.0000	40.4444	62.22	1133 Kalonikidis, Aristidis
159	50	10.06	4.9702	40.2032	61.85	937 King, Nick
160	55	11.09	4.9594	40.1162	61.72	790 Borges, Bruno
161	63	12.71	4.9567	40.0944	61.68	307 Petrac, Robert
162	42	8.53	4.9238	39.8281	61.27	139 Skaarer, Even
163	42	8.55	4.9123	39.7349	61.13	947 Strader, Phil
164	44	8.96	4.9107	39.7222	61.11	1001 Garcia, Frank
165	57	11.64	4.8969	39.6105	60.94	181 Kervinen, Ilkka
166	44	9.04	4.8673	39.3707	60.57	523 Ragozin, Alexey
167	48	9.91	4.8436	39.1793	60.28	709 Avoledo, Manuele
168	53	10.96	4.8358	39.1160	60.18	315 Verhulst, Hans

PRODUCTION -- Overall Stage Results

IPSC World Shoot XVI

Printed October 10, 2011 at 22:45



Stage 27 --

	PTS	TIME	HIT FACTOR	STAGE POINTS	STAGE PERCENT	COMPETITOR # Name
169	55	11.38	4.8330	39.0939	60.14	869 Stepanov, Oleg
170	57	11.81	4.8264	39.0404	60.06	466 Reich, Rolf
171	61	12.66	4.8183	38.9749	59.96	1154 Hamlatzis, Alexandros
172	55	11.45	4.8035	38.8549	59.78	422 Petkova, Kristina
173	61	12.72	4.7956	38.7911	59.68	884 Miasnikov, Andrei
174	57	11.90	4.7899	38.7451	59.61	177 Broman, Ville
175	59	12.33	4.7851	38.7060	59.55	1121 Tsimekas, Athanasios
176	59	12.36	4.7735	38.6120	59.40	787 Vanreusel, Philippe
177	46	9.71	4.7374	38.3202	58.95	524 Maric, Hrvoje
178	59	12.66	4.6603	37.6970	58.00	182 Maunula, Hannu
179	46	9.88	4.6559	37.6608	57.94	878 Papadhopulli, Nikolin
180	61	13.13	4.6458	37.5798	57.82	832 Jensen, Christian D
181	59	12.72	4.6384	37.5192	57.72	246 Svedberg, Peter
182	59	12.72	4.6384	37.5192	57.72	756 Lavergne, Mathieu
183	59	12.76	4.6238	37.4016	57.54	296 Johannesson, Stefan
184	61	13.20	4.6212	37.3805	57.51	386 Wiegand, Max
185	57	12.37	4.6079	37.2730	57.34	1275 Karpenko, Valerii
186	48	10.47	4.5845	37.0837	57.05	963 Sarantis, Paul
187	59	12.87	4.5843	37.0819	57.05	66 Sabaka, Miroslav
188	42	9.21	4.5603	36.8874	56.75	31 Alba, Gabriel Fernand
189	61	13.39	4.5556	36.8501	56.69	852 Tasset, Andre
190	55	12.11	4.5417	36.7373	56.52	1232 Salamon, Timea
191	53	11.67	4.5416	36.7362	56.52	280 Burchuladze, Nikolai
192	61	13.47	4.5286	36.6312	56.36	795 Romer, Jack
193	47	10.39	4.5236	36.5907	56.29	1280 Flores, Juan Paulo
194	53	11.76	4.5068	36.4550	56.08	549 Ishihara, Luis Henrique
195	44	9.78	4.4990	36.3917	55.99	1146 Franjo, Nadj
196	57	12.67	4.4988	36.3904	55.99	1137 Koutantos, Emmanouil
197	61	13.58	4.4919	36.3345	55.90	1244 Terzic, Milan
198	59	13.14	4.4901	36.3200	55.88	362 Reinecke, Alfred
199	59	13.16	4.4833	36.2648	55.79	472 Ditzler, Roger
200	49	10.96	4.4708	36.1638	55.64	836 Kisilev, Kirill
201	61	13.69	4.4558	36.0425	55.45	162 Vetrov, Mikhail
202	59	13.26	4.4495	35.9913	55.37	640 Hagiantoniou, Savvas
203	63	14.16	4.4492	35.9887	55.37	228 Kaunisto, Esa
204	42	9.45	4.4444	35.9506	55.31	755 Sajot, Roberto
205	61	13.78	4.4267	35.8071	55.09	845 Sinichnikov, Vladimir
206	53	12.04	4.4020	35.6072	54.78	1128 Dafnomilis, Polydoros
207	55	12.56	4.3790	35.4211	54.49	252 Lacle, Kenneth
208	61	13.96	4.3696	35.3454	54.38	892 Chernenko, Anastasia
209	47	10.77	4.3640	35.2997	54.31	814 Klikovac, Dragan
210	49	11.33	4.3248	34.9828	53.82	1273 Fjodorov, Andrei

PRODUCTION -- Overall Stage Results

IPSC World Shoot XVI

Printed October 10, 2011 at 22:45



Stage 27 --

	PTS	TIME	HIT FACTOR	STAGE POINTS	STAGE PERCENT	COMPETITOR # Name
211	50	11.60	4.3103	34.8659	53.64	1204 Nikolouzos, Spyridon
212	59	13.70	4.3066	34.8354	53.59	899 RUDOV, ALEXANDER
213	44	10.22	4.3053	34.8250	53.58	928 Lomax, Larry
214	59	13.71	4.3034	34.8100	53.55	312 Schouwink, Peter
215	53	12.32	4.3019	34.7980	53.54	582 Cua, Rodolfo Jr
216	59	13.73	4.2972	34.7593	53.48	248 Karlsson, Peter
217	63	14.70	4.2857	34.6667	53.33	759 Merchica, Philippe
218	46	10.77	4.2711	34.5486	53.15	411 Hristov, Rosen
219	42	9.92	4.2339	34.2473	52.69	49 Avinceta, Edgardo Ramon
220	57	13.47	4.2316	34.2292	52.66	561 Cabuling, Ronello
221	59	14.04	4.2023	33.9918	52.30	912 Kurbatskikh, Vasiliy
222	51	12.19	4.1838	33.8419	52.06	760 Veziat, Pierre
223	53	12.68	4.1798	33.8100	52.02	1142 Sakellaris, Fotios
224	59	14.14	4.1726	33.7514	51.93	1192 Karoumbalis, George
225	57	13.76	4.1424	33.5078	51.55	960 Sahni, Simar
226	42	10.16	4.1339	33.4383	51.44	127 Dunkley, Robert
227	57	13.81	4.1274	33.3864	51.36	110 Guest, Graham
228	55	13.36	4.1168	33.3001	51.23	654 Lourenco Gomesfilho, Roberto
229	57	13.88	4.1066	33.2181	51.10	474 Peterson, Urmas
230	48	11.69	4.1061	33.2136	51.10	1145 Gvozdanic, Dubravko
231	46	11.22	4.0998	33.1630	51.02	16 Rozhkov, Artem
232	63	15.37	4.0989	33.1555	51.01	121 Venditti, Daniele
233	51	12.46	4.0931	33.1086	50.94	377 Terving, Armin
234	53	13.01	4.0738	32.9524	50.70	863 RUDOV, SERGEY
235	42	10.31	4.0737	32.9518	50.70	183 Kakkonen, Pekka
236	59	14.54	4.0578	32.8229	50.50	201 Lindblad, Bjorn Terje
237	48	11.87	4.0438	32.7099	50.32	478 Fonseca Da Matta, Carlos Eduardo
238	59	14.62	4.0356	32.6433	50.22	1271 Galo, Lara
239	65	16.13	4.0298	32.5963	50.15	8 Grincenko, Vitalijus
240	63	15.71	4.0102	32.4379	49.90	356 Haben, Joerg
241	55	13.81	3.9826	32.2150	49.56	1059 Reese, Maggie
242	61	15.32	3.9817	32.2077	49.55	817 Radcliffe, Tony
243	57	14.35	3.9721	32.1301	49.43	106 Smyth, Samuel Paul
244	61	15.43	3.9533	31.9781	49.20	1216 Tsangaropoulos, Charalambos
245	57	14.42	3.9528	31.9741	49.19	881 VASILYEVA, VERA
246	59	14.93	3.9518	31.9655	49.18	70 Kaczova, Miriam
247	55	13.94	3.9455	31.9146	49.10	972 Braginsky, Igor
248	38	9.64	3.9419	31.8857	49.05	757 Sagon, Aurelien
249	49	12.49	3.9231	31.7338	48.82	780 Larsen, Soren
250	61	15.56	3.9203	31.7109	48.79	97 Molland, Frode
251	42	10.72	3.9179	31.6915	48.76	1100 Stobbe, Markus
252	59	15.08	3.9125	31.6475	48.69	870 Gaisin, Ruslan

PRODUCTION -- Overall Stage Results

IPSC World Shoot XVI

Printed October 10, 2011 at 22:45



Stage 27 --

	PTS	TIME	HIT FACTOR	STAGE POINTS	STAGE PERCENT	COMPETITOR # Name
253	61	15.63	3.9028	31.5689	48.57	207 Rundgren, Eddie
254	59	15.32	3.8512	31.1517	47.93	7 Kutra, Vaidotas
255	61	15.85	3.8486	31.1307	47.89	823 Myshelov, Sergey
256	57	14.83	3.8436	31.0901	47.83	855 Kaurov, Oleg
257	38	9.90	3.8384	31.0483	47.77	346 Koch, Robert
258	44	11.47	3.8361	31.0297	47.74	319 Dzuho, Elvir
259	44	11.48	3.8328	31.0027	47.70	971 Mecwel, Przemyslaw
260	63	16.44	3.8321	30.9976	47.69	479 Tarcizio Dos Reis, Celio
261	59	15.50	3.8065	30.7900	47.37	847 Berdnikov, Sergey
262	57	15.00	3.8000	30.7378	47.29	84 Storhaug, Leif Inge
263	38	10.02	3.7924	30.6764	47.19	438 Papzien, Siegbert
264	38	10.03	3.7886	30.6458	47.15	729 Rutigliano, Nicola
265	48	12.70	3.7795	30.5722	47.03	710 Norero, Maurizio
266	42	11.12	3.7770	30.5516	47.00	427 Burkhalter, Christine
267	46	12.21	3.7674	30.4741	46.88	488 Efimov, Evgeny
268	42	11.16	3.7634	30.4421	46.83	444 Meichtry, Markus
269	55	14.63	3.7594	30.4094	46.78	499 Lobo Rodrigues, Jahir
270	63	16.80	3.7500	30.3333	46.67	75 Solheim Schei, Fredrik
271	55	14.69	3.7440	30.2852	46.59	1190 Karapidakis, Marinos
272	59	15.89	3.7130	30.0343	46.21	440 Schwarz, Florian
273	44	11.86	3.7099	30.0094	46.17	819 Danilovich, Pavel
274	48	12.96	3.7037	29.9588	46.09	761 Viaud, Jean-Michel
275	53	14.38	3.6857	29.8130	45.87	882 Brozovskiy, Dmitry
276	45	12.23	3.6795	29.7629	45.79	843 Martin, Eric
277	55	15.13	3.6352	29.4044	45.24	1270 Rudenko, Alexey
278	61	16.84	3.6223	29.3006	45.08	1269 Vapanen, Marja
279	46	12.70	3.6220	29.2983	45.07	1256 Rafael Salvador, Ines
280	63	17.41	3.6186	29.2705	45.03	904 Nemykin, Mikhail
281	57	15.79	3.6099	29.1999	44.92	149 Mortveit, John Gaute
282	40	11.19	3.5746	28.9147	44.48	889 Markov, Alexander
283	55	15.42	3.5668	28.8514	44.39	629 Samoniuk, Aleksandr
284	49	13.93	3.5176	28.4534	43.77	773 Subasic, Snezana
285	38	10.82	3.5120	28.4083	43.71	944 Buhayenka, Aliaksandr
286	53	15.10	3.5099	28.3915	43.68	1169 Politakis, Lazaros
287	48	13.73	3.4960	28.2787	43.51	815 Plateus, Raymond
288	42	12.06	3.4826	28.1703	43.34	4 Zdzitowiecki, Andrzej
289	43	12.40	3.4677	28.0502	43.15	813 Stangvik, Kent
290	57	16.52	3.4504	27.9096	42.94	160 Andersen, Marius Wigen
291	44	12.76	3.4483	27.8927	42.91	973 Gushchyn, Borys
292	59	17.13	3.4442	27.8602	42.86	705 Vlasyev, Dmitry
293	48	13.94	3.4433	27.8527	42.85	1272 Denishchuk, Andrei
294	55	16.11	3.4140	27.6157	42.49	956 Price, Jon

PRODUCTION -- Overall Stage Results

IPSC World Shoot XVI

Printed October 10, 2011 at 22:45



Stage 27 --

	PTS	TIME	HIT FACTOR	STAGE POINTS	STAGE PERCENT	COMPETITOR # Name
295	40	11.80	3.3898	27.4200	42.18	538 Jorge, Ma Inez
296	38	11.35	3.3480	27.0817	41.66	155 Nilsen, Bengt
297	65	19.50	3.3333	26.9630	41.48	1206 Opsimos, Anestis
298	51	15.36	3.3203	26.8576	41.32	483 Stavrakidis, Konstantinos
299	57	17.28	3.2986	26.6821	41.05	1234 Al Shamsi, Rubayae
300	40	12.15	3.2922	26.6301	40.97	242 Dokter, Gerrit
301	61	18.53	3.2920	26.6283	40.97	901 KARCHEV, OLEG
302	63	19.32	3.2609	26.3768	40.58	138 Eide, Nils Einar
303	44	13.83	3.1815	25.7347	39.59	1149 SAVKOVIC, JELENA
304	57	17.92	3.1808	25.7292	39.58	628 Perfileva, Irina
305	31	9.78	3.1697	25.6396	39.45	1276 Nagirnyak, Yuriy
306	57	18.18	3.1353	25.3612	39.02	727 Toia, Adalberto
307	46	14.72	3.1250	25.2778	38.89	641 Hagiantoniou, Stavros
308	47	15.12	3.1085	25.1440	38.68	205 Roos, Gunnar
309	46	14.80	3.1081	25.1411	38.68	1124 Sulga, Marius
310	61	19.78	3.0839	24.9455	38.38	114 West, Roye
311	29	9.44	3.0720	24.8493	38.23	932 Milburn, Clint
312	53	17.56	3.0182	24.4141	37.56	945 Zieper, Warren
313	48	15.98	3.0038	24.2970	37.38	840 Radovic, Zarko
314	57	19.02	2.9968	24.2411	37.29	352 Klimushev, Vladimir
315	63	21.43	2.9398	23.7797	36.58	128 Dunkley, Denise
316	44	15.04	2.9255	23.6643	36.41	204 Owe, Geir
317	40	13.74	2.9112	23.5484	36.23	165 Jolma-Stensland, Roy Agir
318	42	14.67	2.8630	23.1584	35.63	868 Khomenko, Viacheslav
319	44	15.44	2.8497	23.0512	35.46	344 Kelterbaum, Reinhard
320	38	13.39	2.8379	22.9558	35.32	1267 Kondruch, Anatoliy
321	44	15.65	2.8115	22.7419	34.99	436 Kalme, Artur
322	42	15.02	2.7963	22.6187	34.80	844 PICHUGIN, ALEXEY
323	63	22.53	2.7963	22.6187	34.80	1277 Kolobov, Aleksey
324	35	12.61	2.7756	22.4513	34.54	1061 Leatham, Kippi
325	40	14.48	2.7624	22.3450	34.38	1187 Ivantsos, Stefanos
326	29	10.50	2.7619	22.3407	34.37	99 Chamberlain, Ian
327	44	16.04	2.7431	22.1890	34.14	493 Oliveira Farias, Jean Ransley
328	46	17.30	2.6590	21.5080	33.09	618 Filolias, Dimitrios
329	51	19.26	2.6480	21.4192	32.95	856 SHUSHPANOVA, ELIZAVETA
330	46	17.67	2.6033	21.0577	32.40	169 Engan, Jon Arne
331	36	13.90	2.5899	20.9496	32.23	1165 Tasigiorgos, Panagiotis
332	27	10.48	2.5763	20.8397	32.06	302 Chomrit, Chalermopol
333	23	8.93	2.5756	20.8336	32.05	1259 Van Hof, Patrick
334	61	24.08	2.5332	20.4910	31.52	262 Doubrovski, Leonid
335	45	17.97	2.5042	20.2560	31.16	1203 Behtsoudis, Apostolos
336	57	22.86	2.4934	20.1691	31.03	199 Bjurstrom, Jan Petter

PRODUCTION -- Overall Stage Results

IPSC World Shoot XVI

Printed October 10, 2011 at 22:45



Stage 27 --

	PTS	TIME	HIT FACTOR	STAGE POINTS	STAGE PERCENT	COMPETITOR # Name
337	33	13.63	2.4211	19.5843	30.13	462 Michel, Walter
338	25	11.01	2.2707	18.3671	28.26	1082 Cadamuro, Denis
339	34	14.98	2.2697	18.3593	28.25	507 Oliveira Ribas, Heraldo Sergio
340	26	11.62	2.2375	18.0991	27.84	60 Diaz Diaz, Juan Jose
341	34	15.20	2.2368	18.0936	27.84	1274 Oskirko, Sergei
342	42	18.80	2.2340	18.0709	27.80	137 Tonnessen, Erik
343	29	13.02	2.2273	18.0167	27.72	108 Spence, Martyn
344	55	25.82	2.1301	17.2304	26.51	861 ERMOLAEV, EVGENY
345	21	10.12	2.0751	16.7852	25.82	295 De Abreu, Yhonny
346	36	17.50	2.0571	16.6400	25.60	1181 Glavopoulos, Christos
347	49	24.42	2.0066	16.2308	24.97	299 Seeto, Roderick
348	31	15.45	2.0065	16.2301	24.97	774 Deyneko, Dmitry
349	25	12.48	2.0032	16.2037	24.93	473 Budarny, Anton
350	29	14.59	1.9877	16.0780	24.74	662 Von Gerhardt, Brendan
351	33	17.37	1.8998	15.3675	23.64	293 Messulam, Daniel
352	23	12.12	1.8977	15.3502	23.62	236 Venmore, James Earl
353	46	24.34	1.8899	15.2871	23.52	321 Benthien, Horst
354	59	32.49	1.8159	14.6890	22.60	922 Collins, Jeff
355	44	24.34	1.8077	14.6225	22.50	73 Flugstad, Lars Christian
356	21	11.75	1.7872	14.4567	22.24	514 Fricker, Claudia
357	44	24.66	1.7843	14.4327	22.20	820 Kulishov, Andrey
358	31	17.67	1.7544	14.1910	21.83	1178 Psaroudakis, Kosmas
359	38	22.38	1.6979	13.7345	21.13	381 Holloway, Joe
360	32	19.75	1.6203	13.1060	20.16	1086 Panagopoulos, Stavros
361	29	18.53	1.5650	12.6594	19.48	74 Askeland, Chris
362	24	15.83	1.5161	12.2636	18.87	758 Gassama, Gabriel
363	31	20.93	1.4811	11.9807	18.43	824 Perfiliev, Oleg
364	21	15.53	1.3522	10.9380	16.83	153 Larsen, Gjermund
365	29	22.42	1.2935	10.4629	16.10	1211 Skouvaklis, Alexandros
366	24	19.51	1.2301	9.9505	15.31	953 Athanasopoulos, Labros
367	15	12.78	1.1737	9.4940	14.61	663 Perim, Rodrigo
368	27	23.44	1.1519	9.3174	14.33	914 Bryson, Cheryl
369	46	41.64	1.1047	8.9359	13.75	161 Holst, Einar Johan
370	15	15.56	0.9640	7.7978	12.00	1099 Lee, Nelson
371	17	24.09	0.7057	5.7082	8.78	1179 Voudiklari, Niki
372	25	50.23	0.4977	4.0259	6.19	676 Romcy, Waleska
373	3	12.71	0.2360	1.9093	2.94	509 Pesek, Damijan
374	0	16.22	0.0000	0.0000	0.00	512 Takayanagui, Kazuo
375	0	10.29	0.0000	0.0000	0.00	975 Milyukov, Alexander
376	0	0.00	0.0000	0.0000	0.00	1138 Pardis, Nikolaos
377	0	0.00	0.0000	0.0000	0.00	1183 Exarchos, Konstantinos
378	0	0.00	0.0000	0.0000	0.00	1222 Efentakis, Emmanouil

PRODUCTION -- Overall Stage Results

IPSC World Shoot XVI

Printed October 10, 2011 at 22:45




Stage 27 --

	PTS	TIME	HIT FACTOR	STAGE POINTS	STAGE PERCENT	COMPETITOR # Name
379	0	0.00	0.0000	0.0000	0.00	1220 Chasogia, Efstathia
380	0	21.12	0.0000	0.0000	0.00	1264 Tsangarakis, Antonios
381	0	0.00	0.0000	0.0000	0.00	1242 Gibney, Jim

MODIFIED -- Overall Stage Results**IPSC World Shoot XVI**

Printed October 10, 2011 at 22:45

**Stage 27 --**

	PTS	TIME	HIT FACTOR	STAGE POINTS	STAGE PERCENT	COMPETITOR # Name
1	61	7.07	8.6280	65.0000	100.00	879 Leatham, Rob
2	60	7.22	8.3102	62.6061	96.32	449 Oliveira Ribas, Augusto Sergio
3	63	7.78	8.0977	61.0048	93.85	1036 Vidanes, Jojo
4	63	7.80	8.0769	60.8484	93.61	1030 Henes, Zdenek
5	62	7.81	7.9385	59.8058	92.01	429 Garcia, Antonio
6	63	7.98	7.8947	59.4758	91.50	451 Panganiban, Christopher
7	62	7.94	7.8086	58.8266	90.50	1050 Voigt, Michael
8	62	7.97	7.7792	58.6052	90.16	465 Meier, Dominic
9	59	7.68	7.6823	57.8754	89.04	532 Morales, Jerome Jovanne
10	63	8.21	7.6736	57.8096	88.94	805 Helan, Vit
11	61	7.99	7.6345	57.5156	88.49	450 Costa Junior, Abrahao Felipe
12	61	8.04	7.5871	57.1580	87.94	592 Dela Cruz, Lazaro Jr
13	63	8.61	7.3171	55.1240	84.81	1049 Dueck, Barry
14	63	8.72	7.2248	54.4286	83.74	529 Silveira Boaventura, Leandro
15	58	8.16	7.1078	53.5477	82.38	452 Papa, Enrico
16	62	8.74	7.0938	53.4421	82.22	690 La Bruna, Bruno
17	58	8.19	7.0818	53.3515	82.08	1033 Horinek, Milos
18	64	9.44	6.7797	51.0753	78.58	724 Volpe, Oronzo
19	61	9.25	6.5946	49.6811	76.43	372 Schaefer, Markus
20	58	8.85	6.5537	49.3728	75.96	471 Arendt, Benjamin
21	62	9.60	6.4583	48.6545	74.85	712 Sideri, Corrado
22	62	9.80	6.3265	47.6616	73.33	1035 Stedman, Roy
23	60	9.58	6.2630	47.1833	72.59	464 Flass, Juergen
24	63	10.20	6.1765	46.5311	71.59	599 Mura, Gavino
25	62	10.25	6.0488	45.5691	70.11	825 Faure, Thierry
26	62	10.48	5.9160	44.5690	68.57	731 Patria, Giorgio
27	57	9.70	5.8763	44.2696	68.11	552 Figueiredo Cortes, Moacyrcaldonazi
28	60	10.38	5.7803	43.5469	67.00	336 Lange, Bernd
29	61	10.69	5.7063	42.9888	66.14	463 Ebert, Rene
30	58	10.33	5.6147	42.2990	65.08	1090 Tsiskakis, Manolis
31	64	11.41	5.6091	42.2569	65.01	717 Vezzoli, Roberto
32	64	11.45	5.5895	42.1092	64.78	1268 Aalto, Jari
33	59	10.62	5.5556	41.8534	64.39	281 Shavit, Yoav
34	61	10.99	5.5505	41.8153	64.33	426 Bonaldo, Massimo
35	59	10.68	5.5243	41.6182	64.03	1055 Silva Medeiros, Jose Luiz
36	59	10.70	5.5140	41.5404	63.91	340 Dvojmoc, Ludwig
37	47	8.98	5.2339	39.4298	60.66	376 Tagliamonte, Raffaele
38	51	10.29	4.9563	37.3386	57.44	718 Cerrato, Davide
39	59	12.42	4.7504	35.7877	55.06	173 Kykkanen, Harri
40	50	10.65	4.6948	35.3690	54.41	1092 Stylianakis, Konstantinos
41	59	13.05	4.5211	34.0600	52.40	175 Kivi, Matti
42	61	13.63	4.4754	33.7161	51.87	147 Perrone, Antonio

MODIFIED -- Overall Stage Results

IPSC World Shoot XVI

Printed October 10, 2011 at 22:45



Stage 27 --

	PTS	TIME	HIT FACTOR	STAGE POINTS	STAGE PERCENT	COMPETITOR # Name
43	61	13.84	4.4075	33.2045	51.08	176 Anttila, Janne
44	44	10.01	4.3956	33.1148	50.95	672 Taramelli, Nicolas
45	37	8.57	4.3174	32.5255	50.04	522 Uygongco, Nelson
46	51	12.85	3.9689	29.8999	46.00	701 Garcia, Felicito
47	45	12.06	3.7313	28.1105	43.25	1093 Babouris, Nektarios
48	37	10.37	3.5680	26.8798	41.35	492 Coelho Martins, Ildeu Heller
49	47	14.04	3.3476	25.2193	38.80	1091 Zafiridis, Michail
50	45	13.53	3.3259	25.0563	38.55	1089 Vorilas, Spyridon
51	47	14.86	3.1629	23.8277	36.66	359 Mariack-Kraft, Lisa
52	58	21.73	2.6691	20.1081	30.94	785 Mottet, Andreas
53	28	11.58	2.4180	18.2160	28.02	788 Fernandes, Henrique
54	4	18.26	0.2191	1.6503	2.54	1218 Tsiolakis, Konstantinos
55	0	22.07	0.0000	0.0000	0.00	490 Melo Gervasio, Helen
56	0	0.00	0.0000	0.0000	0.00	1140 Rigas, Efsthios
57	0	0.00	0.0000	0.0000	0.00	687 Papadopoulos, Vasileios

REVOLVER (STANDARD) -- Overall Stage Results

IPSC World Shoot XVI

Printed October 10, 2011 at 22:45



Stage 27 --

	PTS	TIME	HIT FACTOR	STAGE POINTS	STAGE PERCENT	COMPETITOR # Name
1	62	13.52	4.5858	65.0000	100.00	990 Miculek, Jerry
2	63	14.09	4.4713	63.3765	97.50	320 Back, Sascha
3	65	14.60	4.4521	63.1043	97.08	988 Kirchweger, Hermann
4	60	13.64	4.3988	62.3498	95.92	364 Schneider, Markus
5	63	15.09	4.1750	59.1766	91.04	1034 Nemecek, Zdenek
6	64	15.37	4.1640	59.0207	90.80	361 Rauer, Dietmar
7	63	16.13	3.9058	55.3611	85.17	978 Ladic, Tibor
8	63	16.25	3.8769	54.9523	84.54	698 Della Savia, Alain Marco
9	61	16.13	3.7818	53.6036	82.47	744 Tranquilli, Valter
10	43	11.47	3.7489	53.1378	81.75	1230 Lopez, Ricardo
11	62	16.98	3.6514	51.7550	79.62	467 Itani, Marwan
12	63	17.46	3.6082	51.1440	78.68	410 Knaus, Guenther
13	58	16.65	3.4835	49.3756	75.96	993 Griffin, Matthew
14	63	18.45	3.4146	48.3997	74.46	323 Rimmele, Marcus
15	61	17.99	3.3908	48.0615	73.94	123 Eilertsen, Ole
16	64	18.94	3.3791	47.8959	73.69	600 Andriani, Giovanni
17	59	17.50	3.3714	47.7873	73.52	332 Exner, Thomas
18	63	18.92	3.3298	47.1974	72.61	290 Bergfeldt, Per
19	61	19.18	3.1804	45.0796	69.35	470 Sio, Hubert
20	50	15.81	3.1626	44.8267	68.96	548 Garcia Rosado, Joao
21	58	18.50	3.1351	44.4380	68.37	338 Lindfors, Anders
22	61	19.60	3.1122	44.1136	67.87	530 Azevedo, Moacir
23	64	20.64	3.1008	43.9510	67.62	675 Montoro, Wanderley
24	61	19.91	3.0638	43.4267	66.81	619 Rosas Torres, Rogerio
25	57	18.78	3.0351	43.0207	66.19	1016 Kolar, Milan
26	47	15.61	3.0109	42.6769	65.66	562 Chua, Phillipp
27	60	20.37	2.9455	41.7502	64.23	994 Sweeney, Patrick
28	63	21.96	2.8689	40.6637	62.56	550 Nilsson, Ola
29	63	22.01	2.8623	40.5713	62.42	574 Arambulo, Raul
30	47	17.24	2.7262	38.6419	59.45	1136 Kontopoulos, Ioannis
31	60	22.09	2.7162	38.4994	59.23	1135 Kontis, Georgios
32	47	17.80	2.6404	37.4262	57.58	700 Sartor, Marco
33	46	18.42	2.4973	35.3970	54.46	289 Singsomboon, Tavesak
34	65	26.39	2.4631	34.9118	53.71	1188 Kathareios, Christos
35	60	24.50	2.4490	34.7123	53.40	630 Zambonin, Claudio
36	63	26.43	2.3837	33.7864	51.98	494 Carvalho Marques Da Silva, Joao Rafael
37	35	16.34	2.1420	30.3609	46.71	682 Ricciardi, Luca
38	48	22.83	2.1025	29.8012	45.85	1134 Karagiannakis, Iosif
39	39	21.11	1.8475	26.1863	40.29	1164 Kriebardis, Anastasios
40	29	20.17	1.4378	20.3794	31.35	981 Walsh, Clifford
41	29	24.62	1.1779	16.6958	25.69	151 Hella, John
42	29	24.74	1.1722	16.6149	25.56	667 Barbosa, Silvio Humberto

REVOLVER (STANDARD) -- Overall Stage Results

IPSC World Shoot XVI

Printed October 10, 2011 at 22:45



Stage 27 --

PTS	TIME	HIT FACTOR	STAGE POINTS	STAGE PERCENT	COMPETITOR # Name
43	0	0.00	0.0000	0.00	1198 Labroulis, Konstantinos

OPEN -- Overall Stage Results**IPSC World Shoot XVI**

Printed October 10, 2011 at 22:45

**Stage 28 --**

	PTS	TIME	HIT FACTOR	STAGE POINTS	STAGE PERCENT	COMPETITOR # Name
1	80	10.29	7.7745	80.0000	100.00	735 GRAUFFEL, ERIC
2	74	9.70	7.6289	78.5010	98.13	982 Eusibio, Kamille
3	75	9.88	7.5911	78.1123	97.64	974 Racaza, J J
4	76	10.72	7.0896	72.9515	91.19	1054 Jarrett, Todd
5	76	10.87	6.9917	71.9448	89.93	1110 Kavouklis, Nikolaos
6	74	10.70	6.9159	71.1645	88.96	1000 Kamenicek, Martin
7	77	11.26	6.8384	70.3668	87.96	185 Peltokoski, Raine
8	78	11.94	6.5327	67.2211	84.03	26 Minaglia, Daniel Horacio
9	78	12.02	6.4892	66.7737	83.47	691 Ascioti, Giuseppe
10	78	12.07	6.4623	66.4971	83.12	651 Mcintosh, Brodie
11	79	12.23	6.4595	66.4685	83.09	835 Nordberg, Johan
12	77	11.96	6.4381	66.2483	82.81	125 Sandas, Frank
13	77	12.06	6.3847	65.6990	82.12	652 Soldini, David
14	73	11.50	6.3478	65.3191	81.65	1008 PIJACEK, PETR
15	76	12.03	6.3175	65.0075	81.26	240 Arthur, Justin
16	71	11.31	6.2776	64.5968	80.75	508 Arthur, Rhys
17	74	11.79	6.2765	64.5852	80.73	1107 Kalogerakis, George
18	75	11.96	6.2709	64.5276	80.66	647 Edwards, Phillip
19	76	12.13	6.2655	64.4716	80.59	946 SEBO, ROBIN
20	79	12.61	6.2649	64.4655	80.58	649 Kotsoglo, Kalan
21	74	11.84	6.2500	64.3125	80.39	713 Ravizzini, Paolo Andrea
22	72	11.56	6.2284	64.0900	80.11	556 Agustin, Kenneth Ray
23	74	11.91	6.2133	63.9345	79.92	873 Auger, Michael
24	78	12.56	6.2102	63.9029	79.88	145 Menachem, Hemi
25	78	12.59	6.1954	63.7506	79.69	200 Besana, Emanuele
26	79	12.78	6.1815	63.6080	79.51	1019 Townley, Rob
27	73	11.84	6.1655	63.4434	79.30	916 Chang, Don
28	73	11.90	6.1345	63.1235	78.90	269 Van Koolwijk, Jacky
29	77	12.57	6.1257	63.0334	78.79	694 Borsari, Luca
30	64	10.46	6.1185	62.9598	78.70	977 Michel, Max
31	78	12.75	6.1176	62.9506	78.69	331 Eidenschink, Bernhard
32	77	12.61	6.1063	62.8335	78.54	1068 Brister, Johnny
33	76	12.45	6.1044	62.8145	78.52	44 Balbi, Martin Ernesto
34	73	11.97	6.0986	62.7544	78.44	194 Niemela, Juha
35	76	12.52	6.0703	62.4633	78.08	36 Montgomery, Hubert Thomas
36	73	12.09	6.0380	62.1315	77.66	1057 Tyrakis, Ioannis
37	74	12.26	6.0359	62.1093	77.64	1032 Coley, Shane
38	77	12.77	6.0298	62.0462	77.56	737 Gibert, Philippe
39	75	12.45	6.0241	61.9880	77.48	511 Gino, Edcel John
40	79	13.16	6.0030	61.7713	77.21	397 Gonzalez, Javier
41	71	11.84	5.9966	61.7052	77.13	37 Dadamia, Goolam
42	74	12.37	5.9822	61.5570	76.95	740 Makarounas, Michail

OPEN -- Overall Stage Results**IPSC World Shoot XVI**

Printed October 10, 2011 at 22:45

**Stage 28 --**

	PTS	TIME	HIT FACTOR	STAGE POINTS	STAGE PERCENT	COMPETITOR # Name
43	79	13.23	5.9713	61.4444	76.81	1014 Yamaguchi, Hiroyoshi
44	76	12.74	5.9655	61.3846	76.73	382 Ballesteros, Jorge
45	75	12.59	5.9571	61.2987	76.62	778 Hansen, Johan
46	74	12.45	5.9438	61.1614	76.45	387 Wilda, Christian
47	76	12.79	5.9421	61.1446	76.43	327 Bettermann, Heribert
48	77	12.96	5.9414	61.1366	76.42	804 Neel, Nicholas
49	67	11.28	5.9397	61.1197	76.40	941 Lalonde, Bruce
50	75	12.64	5.9335	61.0562	76.32	997 Francisco, Megan
51	75	12.65	5.9289	61.0079	76.26	1081 Drummond, William
52	69	11.64	5.9278	60.9974	76.25	560 Morales, Agustin
53	73	12.36	5.9061	60.7743	75.97	244 Murdock, Lesgar
54	78	13.29	5.8691	60.3928	75.49	1020 Thompson, Ben
55	64	10.91	5.8662	60.3630	75.45	267 Kirsch, Saul
56	74	12.63	5.8591	60.2898	75.36	1071 Neel, Lee
57	72	12.31	5.8489	60.1852	75.23	186 Runtti, Petri
58	74	12.69	5.8314	60.0047	75.01	1075 Volk, Franz
59	75	12.92	5.8050	59.7330	74.67	498 Mangudadatu, Suharto Al Wali
60	74	12.75	5.8039	59.7224	74.65	943 Szackas, Alex
61	62	10.69	5.7998	59.6801	74.60	383 Espilez, Ivan
62	74	12.76	5.7994	59.6756	74.59	303 Johnson, Anthony
63	77	13.30	5.7895	59.5737	74.47	794 Hirano, Tetsuya
64	73	12.74	5.7300	58.9615	73.70	1123 Havlicek, Miroslav
65	73	12.83	5.6898	58.5479	73.18	1074 Weber, Guenther
66	76	13.41	5.6674	58.3177	72.90	20 Schoeman, Daniel
67	76	13.42	5.6632	58.2742	72.84	388 Winkler, Oliver
68	77	13.60	5.6618	58.2596	72.82	47 Gigli, Fabricio
69	75	13.29	5.6433	58.0700	72.59	546 Gonzaga, Fernando
70	76	13.54	5.6130	57.7578	72.20	51 Belletti, Carlo
71	78	13.96	5.5874	57.4943	71.87	581 Cu, Sonny
72	70	12.54	5.5821	57.4402	71.80	959 Runions, Ivan
73	78	14.00	5.5714	57.3300	71.66	1109 Madaros, Konstantinos
74	71	12.81	5.5425	57.0328	71.29	602 D'agostino, Marcello
75	77	13.90	5.5396	57.0022	71.25	656 Sameshima, Kazuki
76	70	12.65	5.5336	56.9407	71.18	392 Schulte, Andreas
77	74	13.40	5.5224	56.8254	71.03	1113 Liberti, Giovanni Furio
78	74	13.40	5.5224	56.8254	71.03	1056 Fessas, Dimitrios
79	75	13.64	5.4985	56.5799	70.72	741 Ricci, Niccolo'
80	73	13.28	5.4970	56.5640	70.71	254 Keaney, Paul
81	77	14.02	5.4922	56.5143	70.64	266 Keppel, John
82	72	13.13	5.4836	56.4265	70.53	768 Balesi, Daniel
83	75	13.74	5.4585	56.1681	70.21	1254 Kartapanis, Ioannis
84	79	14.49	5.4520	56.1014	70.13	940 Kovic, Josko

OPEN -- Overall Stage Results**IPSC World Shoot XVI**

Printed October 10, 2011 at 22:45

**Stage 28 --**

	PTS	TIME	HIT FACTOR	STAGE POINTS	STAGE PERCENT	COMPETITOR # Name
85	78	14.37	5.4280	55.8539	69.82	949 Lee, Athena
86	79	14.58	5.4184	55.7551	69.69	214 Van Der Merwe, Kenneth
87	73	13.48	5.4154	55.7248	69.66	583 Cuyong, Lydia Abigail
88	74	13.67	5.4133	55.7030	69.63	623 Blowers, Karla
89	74	13.72	5.3936	55.5000	69.38	596 Wallin, Joakim
90	75	13.93	5.3841	55.4020	69.25	984 Tilley, Chris
91	75	13.94	5.3802	55.3623	69.20	519 Hinojales, Stephen John
92	77	14.32	5.3771	55.3303	69.16	459 Spies, Axel
93	74	13.78	5.3701	55.2583	69.07	622 Blowers, Linda
94	77	14.35	5.3659	55.2146	69.02	311 Ballesteros, Juan Carlos
95	75	13.98	5.3648	55.2039	69.00	215 Bouwer, Pieter
96	76	14.19	5.3559	55.1121	68.89	1042 Kraushofer, Gabriele
97	76	14.21	5.3483	55.0345	68.79	639 Hagiantoniou, Paul
98	74	13.85	5.3430	54.9791	68.72	642 Da Costa, Patrice
99	77	14.48	5.3177	54.7189	68.40	798 Schieck, Peter
100	74	13.97	5.2971	54.5068	68.13	793 Botturi, Enri
101	74	14.02	5.2782	54.3124	67.89	46 Latorre, Ariel Rodrigo
102	74	14.08	5.2557	54.0810	67.60	391 Schneider, Franz
103	78	14.85	5.2525	54.0485	67.56	646 Dwyer, Bernie
104	75	14.29	5.2484	54.0063	67.51	446 Schneider, Patrik
105	76	14.50	5.2414	53.9338	67.42	650 Mcconachie, David
106	76	14.51	5.2378	53.8966	67.37	1043 Steurer, Margit
107	75	14.32	5.2374	53.8932	67.37	742 Mazzara, Davide
108	77	14.71	5.2345	53.8634	67.33	284 Srijinta-Anggul, Wat
109	76	14.53	5.2306	53.8224	67.28	680 Romani, Carlo
110	73	13.97	5.2255	53.7702	67.21	1078 Francisco, Ronald
111	75	14.36	5.2228	53.7430	67.18	219 Van Den Berg, Ets
112	73	14.00	5.2143	53.6550	67.07	213 Gogos, Alexandros
113	74	14.23	5.2003	53.5109	66.89	571 Tuan, Keo Dale
114	74	14.23	5.2003	53.5109	66.89	1041 Hasenkopf, Notburga
115	70	13.47	5.1967	53.4744	66.84	918 Saiti, Naim
116	74	14.24	5.1966	53.4733	66.84	616 Desagneaux, Jean-Luc
117	78	15.03	5.1896	53.4012	66.75	485 Talaga, Ramil
118	78	15.04	5.1862	53.3657	66.71	620 Blackaller, David
119	64	12.36	5.1780	53.2816	66.60	591 Panganiban, Carlos
120	70	13.53	5.1737	53.2372	66.55	208 Sparby, Frank
121	76	14.70	5.1701	53.2000	66.50	326 Baumgaertner, Agnes
122	77	14.90	5.1678	53.1765	66.47	679 Montesanto, Francesco Paolo
123	74	14.39	5.1425	52.9159	66.14	282 Sirison, Sasavat
124	78	15.18	5.1383	52.8735	66.09	692 Pusceddu, Daniele
125	73	14.25	5.1228	52.7137	65.89	1028 Manning, Blake
126	75	14.65	5.1195	52.6792	65.85	500 Stevenson Carvalho, Joao Carlos

OPEN -- Overall Stage Results**IPSC World Shoot XVI**

Printed October 10, 2011 at 22:45

**Stage 28 --**

	PTS	TIME	HIT FACTOR	STAGE POINTS	STAGE PERCENT	COMPETITOR # Name
127	75	14.68	5.1090	52.5715	65.71	263 Drummen, Maurice
128	77	15.08	5.1061	52.5418	65.68	193 Partanen, Pekka
129	74	14.54	5.0894	52.3700	65.46	685 Quertinier, Stephane
130	72	14.19	5.0740	52.2114	65.26	612 Tan, Mary Grace
131	77	15.20	5.0658	52.1270	65.16	1144 Bortot, Roberto
132	75	14.82	5.0607	52.0749	65.09	398 Ballesteros, Lorena
133	75	14.82	5.0607	52.0749	65.09	952 Mchugh, Bernie
134	72	14.23	5.0597	52.0647	65.08	264 Faro, Rien
135	66	13.05	5.0575	52.0414	65.05	168 Haugli, Steinar
136	75	14.85	5.0505	51.9697	64.96	189 Partanen, Simo
137	75	14.90	5.0336	51.7953	64.74	515 Betschart, Bruno
138	71	14.13	5.0248	51.7049	64.63	1039 Sustrova, Katerina
139	75	14.95	5.0167	51.6221	64.53	696 Rovey, Maurizio
140	75	15.00	5.0000	51.4500	64.31	1012 Horejsi, Lenka
141	73	14.64	4.9863	51.3094	64.14	163 Ally, Hishaam
142	73	14.65	4.9829	51.2744	64.09	133 Bishop, Brian
143	71	14.25	4.9825	51.2695	64.09	1044 Kneringer, Mario
144	74	14.88	4.9731	51.1734	63.97	461 Angerer, Klaus
145	76	15.30	4.9673	51.1137	63.89	730 Todaro, Giuseppe
146	69	13.90	4.9640	51.0799	63.85	1252 Chalkiopoulos, Kostas
147	72	14.58	4.9383	50.8148	63.52	738 Obriot, Thierry
148	76	15.47	4.9127	50.5520	63.19	575 Barcelona, Ronaldo
149	71	14.50	4.8966	50.3855	62.98	188 Alenius, Jesse
150	70	14.32	4.8883	50.3003	62.88	330 Ebenhoeh, Julia
151	78	15.98	4.8811	50.2265	62.78	851 Lauwers, Marc
152	73	14.98	4.8732	50.1449	62.68	739 Yang, Christopher
153	80	16.43	4.8691	50.1035	62.63	534 Lim, Edwin Peter
154	73	15.00	4.8667	50.0780	62.60	980 Sera, Martina
155	77	15.85	4.8580	49.9893	62.49	586 Levanza, Catherine
156	76	15.65	4.8562	49.9706	62.46	118 Lee, Kyrre Magnus
157	78	16.07	4.8538	49.9452	62.43	1066 Smith, Brian
158	78	16.08	4.8507	49.9142	62.39	94 Glik, Zvi
159	74	15.29	4.8398	49.8012	62.25	782 Bencivenni, Ivano
160	73	15.13	4.8249	49.6477	62.06	124 Johansen, Are
161	61	12.65	4.8221	49.6198	62.02	736 Obriot, Emile
162	78	16.22	4.8089	49.4834	61.85	1108 Drakakis, Panagiotis
163	79	16.45	4.8024	49.4170	61.77	132 Harris, John
164	68	14.21	4.7854	49.2414	61.55	714 Barbizzi, Daniele
165	75	15.77	4.7559	48.9379	61.17	999 Miculek, Kay
166	71	14.95	4.7492	48.8689	61.09	399 Fernandez, Pilar
167	65	13.69	4.7480	48.8568	61.07	931 Markessinis, Nikita
168	75	15.80	4.7468	48.8449	61.06	594 Delos Santos, Joey

OPEN -- Overall Stage Results

IPSC World Shoot XVI

Printed October 10, 2011 at 22:45



Stage 28 --

	PTS	TIME	HIT FACTOR	STAGE POINTS	STAGE PERCENT	COMPETITOR # Name
169	76	16.03	4.7411	48.7860	60.98	961 Samchek, Alan
170	68	14.38	4.7288	48.6592	60.82	950 Lim, Johnny
171	77	16.33	4.7152	48.5199	60.65	1172 Gerencser, Miklos
172	76	16.20	4.6914	48.2741	60.34	587 Navato, Janice
173	58	12.44	4.6624	47.9759	59.97	283 Skoog, Lars-Tony
174	70	15.04	4.6543	47.8923	59.87	601 Martino, Massimo
175	68	14.63	4.6480	47.8278	59.78	779 Hansen, John Westgard
176	61	13.21	4.6177	47.5163	59.40	853 Ronsse, Jurgen
177	70	15.16	4.6174	47.5132	59.39	1067 Pelissier, Michael
178	76	16.46	4.6173	47.5115	59.39	130 Manson, Aaron P
179	72	15.69	4.5889	47.2199	59.02	61 Esposito, Antonio Hector
180	75	16.37	4.5816	47.1442	58.93	348 Kroener, Matthias
181	71	15.55	4.5659	46.9833	58.73	39 Halpern, Shalom
182	65	14.26	4.5582	46.9039	58.63	555 Heller, Jessey
183	73	16.03	4.5540	46.8603	58.58	1024 Puskas, Geza
184	76	16.71	4.5482	46.8007	58.50	1031 Tanaka, Brian
185	63	13.86	4.5455	46.7727	58.47	801 Parise, Ettore
186	75	16.51	4.5427	46.7444	58.43	610 Santos, Rald Abel
187	59	12.99	4.5420	46.7367	58.42	1040 Arredondo, Ralph
188	66	14.54	4.5392	46.7084	58.39	1010 Ilarina, Alvin
189	79	17.47	4.5220	46.5318	58.16	893 Kakoyiannis, Efstathios
190	71	15.71	4.5194	46.5048	58.13	385 Weuster, Frank
191	79	17.49	4.5169	46.4786	58.10	111 Greenway, Steve
192	73	16.26	4.4895	46.1974	57.75	1095 CANETTA, IRENE
193	70	15.60	4.4872	46.1731	57.72	792 Boccia, Maurizio
194	74	16.52	4.4794	46.0932	57.62	270 Lambrechts, Johan
195	75	16.78	4.4696	45.9923	57.49	998 Kamenicek, Miroslav
196	73	16.35	4.4648	45.9431	57.43	797 Fristrup, Klaus
197	77	17.25	4.4638	45.9322	57.42	191 Kotkatvuori, Jorma
198	69	15.46	4.4631	45.9256	57.41	371 Schaefer, Hans-Peter
199	79	17.73	4.4557	45.8494	57.31	349 LENNERT, ADAM
200	74	16.61	4.4551	45.8435	57.30	152 Klov, Morten
201	60	13.56	4.4248	45.5310	56.91	767 Altuna, Denis
202	68	15.38	4.4213	45.4954	56.87	579 Cheesman, Enrique
203	75	16.99	4.4144	45.4238	56.78	164 Biermann, Alexis
204	70	15.90	4.4025	45.3019	56.63	365 Schrader, Heiko
205	75	17.07	4.3937	45.2109	56.51	504 Mangudatu, Datu Pax Ali
206	60	13.68	4.3860	45.1316	56.41	1097 HUTTNER, ELI
207	70	15.97	4.3832	45.1033	56.38	938 Koch, Frank
208	73	16.67	4.3791	45.0612	56.33	1029 Levanza-Rosales, Valerie
209	65	14.92	4.3566	44.8291	56.04	543 Ladroma, Nolito
210	77	17.76	4.3356	44.6132	55.77	1017 Benedetto, Edwin

OPEN -- Overall Stage Results**IPSC World Shoot XVI**

Printed October 10, 2011 at 22:45

**Stage 28 --**

	PTS	TIME	HIT FACTOR	STAGE POINTS	STAGE PERCENT	COMPETITOR # Name
211	75	17.31	4.3328	44.5841	55.73	563 Mangudadatu, Rubbil
212	78	18.06	4.3189	44.4419	55.55	1060 Harrison, Jessica
213	78	18.10	4.3094	44.3436	55.43	134 Skotte, Eddy
214	64	14.86	4.3069	44.3176	55.40	460 Schraner, Remo
215	71	16.54	4.2926	44.1711	55.21	275 Rodigas, Eduard
216	75	17.49	4.2882	44.1252	55.16	786 De Vos, Willy
217	67	15.64	4.2839	44.0812	55.10	393 Thurner, Helmut
218	70	16.35	4.2813	44.0550	55.07	109 Cowen, David
219	70	16.35	4.2813	44.0550	55.07	751 Zanardi, Enzo
220	75	17.59	4.2638	43.8744	54.84	243 RAM, DAVID
221	75	17.60	4.2614	43.8494	54.81	608 Ramos, Angela Mariz
222	70	16.57	4.2245	43.4701	54.34	309 Mak, Kam Sing
223	74	17.62	4.1998	43.2157	54.02	930 Markessinis, Tommy
224	76	18.11	4.1966	43.1828	53.98	580 Coseteng, Evelyn Jean
225	76	18.21	4.1735	42.9456	53.68	23 Larranaga Leone, Omar
226	74	17.75	4.1690	42.8992	53.62	154 Dyro, Herman
227	74	17.79	4.1596	42.8027	53.50	1052 Chung, Lily
228	75	18.08	4.1482	42.6853	53.36	203 Christiansen, Anders
229	59	14.27	4.1345	42.5445	53.18	358 Loch, Marijan
230	67	16.26	4.1205	42.4004	53.00	624 Carey, Mark
231	65	15.85	4.1009	42.1987	52.75	614 Anderson, Natalie
232	74	18.23	4.0592	41.7696	52.21	259 Tang, Kam Tim
233	76	18.75	4.0533	41.7088	52.14	750 Fromajot, Philippe
234	73	18.11	4.0309	41.4782	51.85	1027 Ramirez, Robert
235	65	16.14	4.0273	41.4405	51.80	272 Van Noord, Desiree
236	71	17.66	4.0204	41.3698	51.71	989 FUCHS, ANTON
237	61	15.19	4.0158	41.3226	51.65	566 Tarrade, Alain
238	77	19.27	3.9958	41.1173	51.40	895 Delikostidis, Efrem
239	75	18.79	3.9915	41.0724	51.34	929 Mackay, Wade
240	51	12.78	3.9906	41.0634	51.33	638 Graham, Gareth
241	72	18.05	3.9889	41.0460	51.31	695 MASSA, STEFANO
242	65	16.32	3.9828	40.9835	51.23	1076 Kraushofer, Roland
243	75	18.93	3.9620	40.7686	50.96	584 Hizon, Miguelito
244	74	18.72	3.9530	40.6763	50.85	431 Riubrugent, Victor
245	66	16.72	3.9474	40.6184	50.77	140 Wiel, Elisabeth
246	76	19.26	3.9460	40.6044	50.76	64 Zarzif, Nachum Jonatan
247	77	19.63	3.9226	40.3632	50.45	995 Jones, Rebecca
248	73	18.66	3.9121	40.2556	50.32	93 SHAPIRA, TAL
249	76	19.44	3.9095	40.2284	50.29	551 Caplan De Araujo, Marcio Gabriel
250	78	19.97	3.9059	40.1913	50.24	407 Gallenbach, Heinz
251	70	17.95	3.8997	40.1281	50.16	333 Frindt, Norbert
252	76	19.52	3.8934	40.0635	50.08	565 Mangudadatu, Datu Muhaimin

OPEN -- Overall Stage Results**IPSC World Shoot XVI**

Printed October 10, 2011 at 22:45

**Stage 28 --**

	PTS	TIME	HIT FACTOR	STAGE POINTS	STAGE PERCENT	COMPETITOR # Name
253	59	15.17	3.8893	40.0204	50.03	198 Solberg, Bjorn Richard
254	74	19.03	3.8886	40.0137	50.02	268 Kisters, Rob
255	73	18.79	3.8850	39.9771	49.97	196 Kosola, Vesa
256	56	14.42	3.8835	39.9612	49.95	278 Roorda, Richard
257	75	19.33	3.8800	39.9250	49.91	345 Knapstein, Paul
258	66	17.08	3.8642	39.7623	49.70	1153 Savidis, Ioannis
259	69	17.86	3.8634	39.7542	49.69	1265 Mangudadatu, Suharto
260	74	19.18	3.8582	39.7007	49.63	131 Yeung, Danny Tai Chow
261	76	19.71	3.8559	39.6773	49.60	171 Montgomery, Hanlie
262	67	17.39	3.8528	39.6452	49.56	826 Hazan, Albert
263	70	18.18	3.8504	39.6205	49.53	192 Kajasaranta-Alenius, Jaana
264	80	20.79	3.8480	39.5960	49.49	144 Johansen, Roger
265	75	19.66	3.8149	39.2548	49.07	966 Silva, Jose
266	53	13.91	3.8102	39.2070	49.01	481 Silva Oliveira, Demetrius
267	53	14.05	3.7722	38.8164	48.52	276 Rooijendijk, Lucien
268	75	19.89	3.7707	38.8009	48.50	648 Williams, Peter
269	73	19.42	3.7590	38.6802	48.35	948 Baraoidan, Norberto
270	52	13.94	3.7303	38.3845	47.98	212 Osman, Mohamed Ziad
271	73	19.66	3.7131	38.2080	47.76	670 Sabe, Jose Guilherme
272	76	20.53	3.7019	38.0925	47.62	896 Fotopoulou, Marianna
273	75	20.54	3.6514	37.5730	46.97	363 Remek, Claudia
274	71	19.63	3.6169	37.2180	46.52	423 Haas, Peter
275	45	12.47	3.6087	37.1331	46.42	54 Van Den Berg, Jan Fouche
276	62	17.19	3.6067	37.1134	46.39	1079 Ramirez, Ericka
277	49	13.61	3.6003	37.0470	46.31	48 Rigueira, Jorge Omar
278	71	19.74	3.5968	37.0106	46.26	872 Hansen, Fred
279	58	16.16	3.5891	36.9319	46.16	808 Mondaca, Miguel
280	73	20.36	3.5855	36.8944	46.12	894 Meimaridis, George
281	49	13.67	3.5845	36.8844	46.11	528 Oliveira Cariello, Horacio
282	77	21.53	3.5764	36.8012	46.00	425 Zanardi, Anna Maria
283	70	19.88	3.5211	36.2324	45.29	954 Pellicori, Stephen
284	76	21.72	3.4991	36.0055	45.01	72 Heldaas, Bjorn
285	59	17.09	3.4523	35.5243	44.41	951 Abad, Reynaldo
286	44	12.79	3.4402	35.3995	44.25	187 Kadenius, Jyrki
287	62	18.07	3.4311	35.3060	44.13	827 Bouchoucha, Marc
288	47	13.75	3.4182	35.1731	43.97	568 Heller, Joshua
289	75	22.01	3.4075	35.0636	43.83	408 Glas, Thomas
290	47	13.81	3.4033	35.0203	43.78	85 Blum, Nicolas
291	67	19.76	3.3907	34.8902	43.61	634 Carroll, Lex
292	56	16.57	3.3796	34.7761	43.47	1126 Bonomi, Cristian
293	63	18.67	3.3744	34.7225	43.40	390 Nuernberg, Philipp
294	62	18.38	3.3732	34.7106	43.39	77 Dagan, Yael

OPEN -- Overall Stage Results**IPSC World Shoot XVI**

Printed October 10, 2011 at 22:45

**Stage 28 --**

	PTS	TIME	HIT FACTOR	STAGE POINTS	STAGE PERCENT	COMPETITOR # Name
295	71	21.06	3.3713	34.6909	43.36	1202 Maragoudakis, Ioannis
296	55	16.35	3.3639	34.6147	43.27	400 Barros, Cristina
297	58	17.34	3.3449	34.4187	43.02	324 Mangudadatu, Mariam
298	44	13.16	3.3435	34.4043	43.01	384 Metzner, Michael
299	67	20.15	3.3251	34.2149	42.77	748 Desaugere, Jean-Francois
300	68	20.52	3.3138	34.0994	42.62	605 Christovasilis, Dimitrios
301	74	22.40	3.3036	33.9938	42.49	829 Pedersen, Frants Bo
302	58	17.56	3.3030	33.9875	42.48	300 Chantharatanachok, Nikorn
303	77	23.40	3.2906	33.8603	42.33	234 Jacobs, Adnaan
304	66	20.26	3.2577	33.5212	41.90	45 Tripoli, Martin Horacio
305	76	23.63	3.2163	33.0952	41.37	174 Kreuzer, Kurt
306	70	21.96	3.1876	32.8005	41.00	926 Gould, Jon
307	75	23.58	3.1807	32.7290	40.91	657 Motonari, Shinji
308	58	18.26	3.1763	32.6846	40.86	501 Lucena Ferreira, Jose Josias
309	72	22.74	3.1662	32.5805	40.73	342 Henking, Mathias
310	51	16.30	3.1288	32.1957	40.24	933 Moore, Barry
311	70	22.42	3.1222	32.1276	40.16	771 Andersen, Tim
312	75	24.10	3.1120	32.0228	40.03	202 Haarberg, Stephen Alexand
313	67	21.58	3.1047	31.9476	39.93	564 Mangudadatu, Datu Yassin
314	68	22.12	3.0741	31.6329	39.54	1084 Neonakis, Nikolaos
315	74	24.47	3.0241	31.1181	38.90	913 Breslawski, Joseph
316	58	19.36	2.9959	30.8275	38.53	540 Fontanilla, Bayani Jr
317	77	25.94	2.9684	30.5447	38.18	22 Gaspar, Abel
318	78	26.31	2.9647	30.5063	38.13	1160 Orfanaki, Irene
319	77	26.23	2.9356	30.2070	37.76	195 Ovaskainen, Pentti
320	71	24.19	2.9351	30.2022	37.75	1168 Tsernat-Korboy, Dorothea
321	74	25.39	2.9145	29.9905	37.49	635 Clark, Graeme
322	61	21.31	2.8625	29.4552	36.82	848 Polizois, Dimitrios
323	56	19.92	2.8112	28.9277	36.16	360 Mueller, Kerstin
324	51	18.39	2.7732	28.5367	35.67	621 Blowers, Alain
325	66	24.37	2.7082	27.8679	34.83	279 Sasabone, John
326	47	17.55	2.6781	27.5573	34.45	900 KARCHEV, DANIL
327	58	21.74	2.6679	27.4526	34.32	661 Vardanega, Paul
328	67	25.56	2.6213	26.9730	33.72	250 Sonthiniwat, Peerapong
329	78	30.35	2.5700	26.4455	33.06	1171 Rigtrup, Jorgen
330	39	15.27	2.5540	26.2809	32.85	689 Perruccino, Patrizia
331	71	28.05	2.5312	26.0460	32.56	1237 Ullmann, Josef
332	41	16.22	2.5277	26.0105	32.51	1116 Clausen, Torsten
333	69	27.33	2.5247	25.9791	32.47	367 Falco De Souza, Daniel
334	75	30.03	2.4975	25.6993	32.12	1224 Haritos, Ioannis
335	53	21.84	2.4267	24.9712	31.21	626 Graham, Gina
336	67	28.63	2.3402	24.0807	30.10	925 Gould, Dianne

OPEN -- Overall Stage Results**IPSC World Shoot XVI**

Printed October 10, 2011 at 22:45

**Stage 28 --**

	PTS	TIME	HIT FACTOR	STAGE POINTS	STAGE PERCENT	COMPETITOR # Name
337	78	34.31	2.2734	23.3932	29.24	1058 Clark, Debra
338	72	33.54	2.1467	22.0894	27.61	897 Saxoni, Dimitra
339	77	36.21	2.1265	21.8815	27.35	1195 Kelesis, Dimitrios
340	43	22.55	1.9069	19.6217	24.53	898 Bergele, Konstantina
341	54	29.40	1.8367	18.9000	23.62	1162 Babouris, Vasileios
342	29	16.36	1.7726	18.2402	22.80	380 Kobler, Wolfgang
343	22	13.01	1.6910	17.4005	21.75	389 Lindenmayer, Christian
344	57	33.99	1.6770	17.2560	21.57	935 Li, Qing
345	35	21.57	1.6226	16.6968	20.87	942 Sousa, Fernando
346	43	27.10	1.5867	16.3273	20.41	310 Ngan, Man Lai Emily
347	62	41.29	1.5016	15.4512	19.31	115 Sanders, Robert
348	50	33.69	1.4841	15.2716	19.09	1209 Saouridou, Eleonora
349	49	35.96	1.3626	14.0214	17.53	435 Tsuzmarova, Jelena
350	34	30.70	1.1075	11.3961	14.25	434 Belyshev, Sergei
351	19	17.32	1.0970	11.2881	14.11	1023 Korondan, Attila
352	23	22.41	1.0263	10.5609	13.20	1038 Vidanes, Claudia
353	39	44.93	0.8680	8.9319	11.16	645 Docwra, Ray
354	20	26.69	0.7493	7.7108	9.64	96 Monteiro, Emerico
355	13	21.07	0.6170	6.3488	7.94	2 Gastelumendi Schunk, Mario Sebastian
356	14	26.30	0.5323	5.4776	6.85	1141 Savelidis, Haralambos
357	25	52.84	0.4731	4.8685	6.09	1152 Mavilidi, Aggeliki
358	0	0.00	0.0000	0.0000	0.00	25 Anastasiou, John
359	0	17.95	0.0000	0.0000	0.00	454 Kwan, Billy
360	0	0.00	0.0000	0.0000	0.00	190 Suominen, Jukka
361	0	0.00	0.0000	0.0000	0.00	255 Saaiman, Jan Andries
362	0	0.00	0.0000	0.0000	0.00	936 Wolf, Michael
363	0	3.24	0.0000	0.0000	0.00	1143 Manzoni, Cristiano
364	0	0.00	0.0000	0.0000	0.00	1201 Mantzaridis, Christos

STANDARD -- Overall Stage Results

IPSC World Shoot XVI

Printed October 10, 2011 at 22:45



Stage 28 --

	PTS	TIME	HIT FACTOR	STAGE POINTS	STAGE PERCENT	COMPETITOR # Name
1	76	11.50	6.6087	80.0000	100.00	762 Boit, Julien
2	76	12.27	6.1940	74.9796	93.72	915 Burrell, Michael
3	74	12.00	6.1667	74.6491	93.31	402 Midgley, Gregory
4	79	12.85	6.1479	74.4215	93.03	831 JENSEN, RALF K
5	78	12.72	6.1321	74.2304	92.79	401 Jaime, Juan Carlos
6	80	13.16	6.0790	73.5882	91.99	816 Davoli, Fabio
7	76	12.75	5.9608	72.1569	90.20	542 Gotamco, Jon Christopher
8	78	13.21	5.9046	71.4770	89.35	102 Kjelvei, Olav Robert
9	78	13.29	5.8691	71.0467	88.81	220 Ruohonen, Tony
10	78	13.34	5.8471	70.7804	88.48	983 ZNAMENACEK, PETR
11	76	13.04	5.8282	70.5521	88.19	658 Batki, Gyorgy
12	76	13.14	5.7839	70.0152	87.52	1009 Bragg, Emanuel
13	77	13.33	5.7764	69.9254	87.41	414 Ganan, Manuel
14	77	13.51	5.6995	68.9937	86.24	1096 PESCE, FABRIZIO
15	78	13.70	5.6934	68.9205	86.15	211 Patzen, Heinrich
16	79	14.03	5.6308	68.1622	85.20	209 Peacock, Justin James
17	75	13.32	5.6306	68.1603	85.20	776 Ostling, Mikael
18	78	13.89	5.6156	67.9777	84.97	986 Liehne, Zdenek
19	76	13.55	5.6089	67.8967	84.87	1013 Podlesak, Roman
20	77	13.77	5.5919	67.6910	84.61	871 Hansen, Sean
21	80	14.33	5.5827	67.5800	84.47	55 Kay, Ian Lawrence
22	79	14.18	5.5712	67.4412	84.30	146 Kolia, Muhammed
23	75	13.59	5.5188	66.8061	83.51	258 Kaewmuangpet, Narongsak
24	76	13.84	5.4913	66.4740	83.09	355 Damm, Oliver
25	77	14.07	5.4726	66.2477	82.81	9 Baigorria, Jorge Orlando
26	75	13.71	5.4705	66.2214	82.78	415 Cervera, Manuel
27	77	14.18	5.4302	65.7338	82.17	1015 MIGUEZ, BLAKE
28	76	14.02	5.4208	65.6205	82.03	796 Birkjaer, Ulrik
29	73	13.56	5.3835	65.1685	81.46	864 Margodt, Steve
30	68	12.64	5.3797	65.1233	81.40	681 Silvera, Tullio
31	76	14.26	5.3296	64.5161	80.65	711 Forlani, Dario
32	76	14.27	5.3259	64.4709	80.59	40 Silva, Manuel
33	77	14.56	5.2885	64.0182	80.02	516 Kastell, Peter
34	75	14.19	5.2854	63.9813	79.98	811 Madsen, Bo Stampe
35	70	13.25	5.2830	63.9523	79.94	148 Syversen, Lars
36	78	14.82	5.2632	63.7119	79.64	784 Gomez, Estuardo
37	78	14.82	5.2632	63.7119	79.64	789 Correia, Paulo
38	77	14.65	5.2560	63.6249	79.53	996 Puente, Ted
39	59	11.24	5.2491	63.5419	79.43	11 Pastor, Federico
40	74	14.12	5.2408	63.4412	79.30	117 Ciesielski, Marcin
41	76	14.52	5.2342	63.3609	79.20	10 Roitman, Patricio
42	72	13.78	5.2250	63.2496	79.06	92 Monastirsky, Evgeny

STANDARD -- Overall Stage Results

IPSC World Shoot XVI

Printed October 10, 2011 at 22:45




Stage 28 --

	PTS	TIME	HIT FACTOR	STAGE POINTS	STAGE PERCENT	COMPETITOR # Name
43	73	13.98	5.2217	63.2106	79.01	683 Santarcangelo, Adriano Ciro
44	75	14.43	5.1975	62.9172	78.65	223 Kinnala, Jani
45	79	15.38	5.1365	62.1792	77.72	396 Astroth, Marcus
46	77	15.02	5.1265	62.0576	77.57	964 Sicotte, Pascal
47	73	14.24	5.1264	62.0565	77.57	1101 Sandberg, Jens
48	72	14.07	5.1173	61.9459	77.43	1045 Stranz, Juergen
49	78	15.32	5.0914	61.6325	77.04	576 Bernabe, Joseph
50	74	14.55	5.0859	61.5663	76.96	27 Gini, Sebastian Pedro
51	72	14.17	5.0812	61.5087	76.89	1047 Sweeney, Matthew
52	76	15.01	5.0633	61.2925	76.62	518 Guimaraes Ferreira, Mauro Thompson
53	73	14.44	5.0554	61.1970	76.50	156 Thorstensen, Christopher
54	78	15.45	5.0485	61.1139	76.39	491 Zander Lima, Igor
55	73	14.58	5.0069	60.6093	75.76	453 Rivera, Edward
56	77	15.38	5.0065	60.6050	75.76	313 Slim, Marcel
57	77	15.41	4.9968	60.4870	75.61	526 Abdul Nibi, Henrique
58	78	15.65	4.9840	60.3329	75.42	699 Bragagnolo, Max
59	77	15.45	4.9838	60.3304	75.41	273 Van Noord, Ruud
60	73	14.66	4.9795	60.2786	75.35	1002 Tomasie, Travis
61	77	15.48	4.9742	60.2135	75.27	297 Andersson, Robert
62	74	14.89	4.9698	60.1605	75.20	413 Koussev, Alexander
63	68	13.72	4.9563	59.9969	75.00	558 Dionisio, Jethro
64	78	15.81	4.9336	59.7224	74.65	245 Backstrom, Mats O
65	77	15.61	4.9327	59.7121	74.64	1104 Roumeliotakis, Konstantinos
66	70	14.24	4.9157	59.5062	74.38	495 Maia Saldanha Junior, Jaime Roberto
67	78	15.87	4.9149	59.4966	74.37	274 Plagge, Alexander
68	78	15.88	4.9118	59.4591	74.32	89 Bratushkins, Arturs
69	78	15.90	4.9057	59.3843	74.23	644 Dines, Phillip
70	72	14.73	4.8880	59.1703	73.96	877 Fisher, Randy
71	77	15.90	4.8428	58.6230	73.28	113 Mant, Patrick
72	76	15.70	4.8408	58.5987	73.25	416 Cases, Antonio
73	73	15.11	4.8312	58.4834	73.10	247 Lindstedt, Lars
74	71	14.73	4.8201	58.3485	72.94	726 Sklavis, Alexandros
75	72	14.94	4.8193	58.3386	72.92	955 Penner, Scott
76	75	15.70	4.7771	57.8277	72.28	224 Marjoniemi, Esa
77	75	15.74	4.7649	57.6807	72.10	1077 Post, Gottfried
78	77	16.17	4.7619	57.6441	72.06	688 Bergami, Davide
79	79	16.69	4.7334	57.2987	71.62	119 Due, Dag Petter
80	77	16.29	4.7268	57.2195	71.52	83 Greeff, Pieter Albert
81	78	16.56	4.7101	57.0175	71.27	230 Poikonen, Kristian
82	68	14.46	4.7026	56.9266	71.16	1025 Zils, Jevgenij
83	76	16.19	4.6943	56.8252	71.03	41 Costa, Luis
84	76	16.20	4.6914	56.7901	70.99	38 Maidwell, Troy Robert

STANDARD -- Overall Stage Results

IPSC World Shoot XVI

Printed October 10, 2011 at 22:45




Stage 28 --

	PTS	TIME	HIT FACTOR	STAGE POINTS	STAGE PERCENT	COMPETITOR # Name
85	70	14.99	4.6698	56.5289	70.66	288 Henriques, Orville
86	74	16.07	4.6049	55.7430	69.68	1022 Szaszi, Csaba
87	76	16.62	4.5728	55.3550	69.19	1130 Zaharioudakis, Mihail
88	77	16.89	4.5589	55.1868	68.98	292 Buono, Mauricio
89	77	16.93	4.5481	55.0564	68.82	1018 Butler, Taran
90	78	17.19	4.5375	54.9279	68.66	684 Simula, Salvatore
91	79	17.47	4.5220	54.7405	68.43	669 Pedlow, Andrew
92	76	16.84	4.5131	54.6318	68.29	653 Woodhouse, Robert
93	77	17.09	4.5056	54.5410	68.18	636 Dawson, Peter
94	75	16.67	4.4991	54.4628	68.08	625 Carey, Peter
95	73	16.25	4.4923	54.3806	67.98	487 Misanovic, Dragan
96	72	16.07	4.4804	54.2364	67.80	166 Ostgaard, Haavard
97	70	15.65	4.4728	54.1450	67.68	839 Lindberg, Henrik Have
98	71	15.88	4.4710	54.1230	67.65	725 D'alessandro, Mauro
99	72	16.19	4.4472	53.8344	67.29	812 Di Prospero, Mauro
100	74	16.86	4.3891	53.1311	66.41	800 Djukovic, Marko
101	60	13.72	4.3732	52.9385	66.17	197 Honkaselka, Raine
102	79	18.09	4.3671	52.8643	66.08	65 Friendship, Paul Gary
103	71	16.28	4.3612	52.7932	65.99	406 Schuetz, Michael
104	72	16.61	4.3347	52.4731	65.59	1243 Sioda, Geno Wieslaw
105	71	16.43	4.3214	52.3112	65.39	229 Borgstrom, Stefan
106	76	17.60	4.3182	52.2727	65.34	1241 Stamenkvic, Zoran
107	63	14.63	4.3062	52.1279	65.16	559 Martin, Wilfredo Jr
108	68	15.89	4.2794	51.8035	64.75	343 Jakob, Herbert
109	78	18.31	4.2600	51.5680	64.46	527 Domingues Oliveira, Lucimar
110	75	17.65	4.2493	51.4388	64.30	285 Kamolwong, Somchai
111	67	15.82	4.2351	51.2676	64.08	1127 Vasileiou, Nikolaos
112	74	17.56	4.2141	51.0131	63.77	232 Lento, Mika
113	75	17.86	4.1993	50.8340	63.54	802 Duvivier, Cedric
114	75	17.89	4.1923	50.7487	63.44	545 Gonzaga, Jannette
115	77	18.40	4.1848	50.6579	63.32	525 Liongos, Christos
116	72	17.49	4.1166	49.8330	62.29	1105 Roumeliotakis, Nikolaos
117	72	17.50	4.1143	49.8045	62.26	308 Jereb, Uros
118	77	18.72	4.1132	49.7920	62.24	347 Kraft, Herbert
119	80	19.54	4.0942	49.5610	61.95	216 Du Toit, Cecilia
120	77	19.02	4.0484	49.0066	61.26	927 Hudson, Robbin
121	74	18.53	3.9935	48.3427	60.43	1159 Karalakis, Emmanouil
122	77	19.35	3.9793	48.1708	60.21	637 Giles, Claire
123	74	18.62	3.9742	48.1090	60.14	221 Kuisma, Mikko
124	75	18.89	3.9704	48.0622	60.08	578 Castro, Rosendo Jr
125	77	19.44	3.9609	47.9478	59.93	98 Adam, Robert
126	76	19.21	3.9563	47.8917	59.86	112 Cumming, David

STANDARD -- Overall Stage Results

IPSC World Shoot XVI

Printed October 10, 2011 at 22:45



Stage 28 --

	PTS	TIME	HIT FACTOR	STAGE POINTS	STAGE PERCENT	COMPETITOR # Name
127	54	13.66	3.9531	47.8539	59.82	394 Mangarov, Dimitar
128	75	18.98	3.9515	47.8343	59.79	1279 Muhlbacher, Hubert
129	75	19.20	3.9063	47.2862	59.11	251 Cheng, Tat Nang
130	72	18.45	3.9024	47.2401	59.05	1253 O'Donovan, Sean
131	72	18.53	3.8856	47.0361	58.80	733 Morassut, Enrico
132	79	20.42	3.8688	46.8323	58.54	63 Fischer, Johanna Sophia
133	74	19.16	3.8622	46.7531	58.44	569 Mercader, Azurphanipal
134	61	15.86	3.8462	46.5587	58.20	34 Viljoen, Enrico Pierre
135	74	19.26	3.8422	46.5104	58.14	104 Chan, Mario
136	72	18.75	3.8400	46.4842	58.11	830 Wolff, Ebbe
137	71	18.50	3.8378	46.4580	58.07	12 Swierczek, Zbigniew
138	61	15.90	3.8365	46.4416	58.05	693 Montera, Paolo
139	62	16.20	3.8272	46.3288	57.91	62 Rolls, Kevin Keith
140	52	13.63	3.8151	46.1830	57.73	743 Commisso, Emanuele
141	78	20.55	3.7956	45.9470	57.43	752 Bettarini, Varo
142	54	14.23	3.7948	45.9370	57.42	769 Beaunier, Francois
143	75	19.83	3.7821	45.7839	57.23	1064 Rogers, Randi
144	66	17.46	3.7801	45.7587	57.20	5 Kaufmanis, Eriks
145	75	19.86	3.7764	45.7147	57.14	1155 Chrysafidis, Dimitrios
146	74	19.62	3.7717	45.6570	57.07	828 Hansen, Gert Erling
147	75	20.06	3.7388	45.2590	56.57	14 Siuniakou, Andrei
148	62	16.68	3.7170	44.9956	56.24	227 Alenius, Jouni
149	73	19.64	3.7169	44.9941	56.24	314 Van Uitert, John
150	75	20.19	3.7147	44.9675	56.21	105 Thompson, David
151	73	19.67	3.7112	44.9255	56.16	666 Franca Filho, Silvio
152	74	20.05	3.6908	44.6778	55.85	810 Mac-Namara, Fabian
153	62	16.87	3.6752	44.4888	55.61	923 Dame, Mike
154	77	21.08	3.6528	44.2175	55.27	921 Strasser, Elisabeth
155	71	19.44	3.6523	44.2116	55.26	424 Kuenzler, Oliver
156	75	20.54	3.6514	44.2013	55.25	765 Martin-Privat, Pierre
157	62	17.03	3.6406	44.0708	55.09	585 Lao, Alex
158	74	20.42	3.6239	43.8682	54.84	891 Baldwin, Alastair
159	73	20.20	3.6139	43.7467	54.68	1004 Gawenda, Boguslaw
160	51	14.13	3.6093	43.6920	54.62	664 Buzzachera, Mafaldo
161	74	20.52	3.6062	43.6545	54.57	1118 Syrogiannis, Alexandros
162	66	18.39	3.5889	43.4447	54.31	222 Keskivali, Tiia
163	72	20.15	3.5732	43.2545	54.07	806 Munson, Lisa
164	74	20.73	3.5697	43.2122	54.02	1166 Fitatzis, Dimitrios
165	74	20.75	3.5663	43.1706	53.96	225 Lokkila, Heidi
166	72	20.32	3.5433	42.8927	53.62	1088 Papadopoulos, Georgios
167	79	22.32	3.5394	42.8457	53.56	1257 Ballesteros, Antonio Oribe
168	65	18.56	3.5022	42.3945	52.99	19 Jansen Van Vuuren, Abraham Carel

STANDARD -- Overall Stage Results

IPSC World Shoot XVI

Printed October 10, 2011 at 22:45




Stage 28 --

	PTS	TIME	HIT FACTOR	STAGE POINTS	STAGE PERCENT	COMPETITOR # Name
169	74	21.30	3.4742	42.0558	52.57	443 Gepperth, Friedrich
170	56	16.27	3.4419	41.6653	52.08	76 Selven, Lars
171	68	19.80	3.4343	41.5736	51.97	15 Gromov, Andrej
172	57	16.63	3.4275	41.4913	51.86	865 Saudemont, Tom
173	69	20.17	3.4209	41.4112	51.76	1048 Lim, Julian
174	61	17.84	3.4193	41.3913	51.74	702 Comert, Ergun
175	51	14.92	3.4182	41.3786	51.72	924 Gagnon, Miguel
176	63	18.45	3.4146	41.3350	51.67	589 Ongpauco, Tyrone
177	73	21.62	3.3765	40.8735	51.09	976 Quinn, Mark
178	56	16.61	3.3715	40.8125	51.02	607 Pible, Israelito
179	70	20.89	3.3509	40.5634	50.70	1005 Madajewski, Leszek
180	58	17.42	3.3295	40.3046	50.38	120 Aarebraat, Per Arild
181	65	19.62	3.3129	40.1041	50.13	103 Redford, Martin
182	72	21.74	3.3119	40.0910	50.11	728 Caroselli, Alberto
183	71	21.44	3.3116	40.0874	50.11	1070 Miguez, Steve
184	60	18.22	3.2931	39.8637	49.83	18 Van Straaten, Andre Stefaan
185	71	21.65	3.2794	39.6986	49.62	939 Korobkin, Anatoli
186	78	24.08	3.2392	39.2114	49.01	1094 Zarubova, Marketa
187	78	24.18	3.2258	39.0492	48.81	354 Jose Vaghi, Antonio
188	74	22.98	3.2202	38.9813	48.73	1191 Kardoulis, Spyridon
189	50	15.62	3.2010	38.7492	48.44	775 Bettoni, Leonardo
190	62	19.38	3.1992	38.7268	48.41	143 Krako, Lene Olaus
191	76	23.78	3.1960	38.6880	48.36	150 Evesque, Michel
192	74	23.29	3.1773	38.4624	48.08	430 Fernandez, Enrique
193	56	17.66	3.1710	38.3859	47.98	834 Dahlman, Roland
194	75	23.74	3.1592	38.2433	47.80	1129 Zafiridis, Sotirios
195	66	21.08	3.1309	37.9007	47.38	13 Zaworski, Radoslaw
196	77	24.73	3.1136	37.6913	47.11	957 Price, Stephen
197	74	23.78	3.1119	37.6699	47.09	378 Tutschke, Petra
198	70	22.50	3.1111	37.6608	47.08	322 Holzapfel, Thomas Christia
199	48	15.44	3.1088	37.6329	47.04	1102 Poutoglidis, Georgios
200	60	19.53	3.0722	37.1898	46.49	170 Karamitsos, Efthymios
201	63	20.73	3.0391	36.7888	45.99	218 Shawe, Karen
202	75	24.69	3.0377	36.7718	45.96	920 Gruber, Birgit
203	76	25.05	3.0339	36.7265	45.91	1120 Tsiavos, Themistoklis
204	46	15.25	3.0164	36.5142	45.64	783 Kuveljic, Dusan
205	62	20.61	3.0082	36.4156	45.52	506 Mariano Barbosa, Gabriel Garcia
206	67	22.39	2.9924	36.2239	45.28	1214 Spatoulas, Vasileios
207	68	22.91	2.9681	35.9301	44.91	122 Tessem, Terje
208	74	25.03	2.9565	35.7886	44.74	403 Mohr, Uwe
209	75	25.43	2.9493	35.7017	44.63	588 Ongpauco, Ramon
210	69	23.40	2.9487	35.6950	44.62	597 Berntsen, Jostein Cavite

STANDARD -- Overall Stage Results

IPSC World Shoot XVI

Printed October 10, 2011 at 22:45



Stage 28 --

	PTS	TIME	HIT FACTOR	STAGE POINTS	STAGE PERCENT	COMPETITOR # Name
211	71	24.16	2.9387	35.5742	44.47	328 Burkhart, Helmut
212	71	24.30	2.9218	35.3693	44.21	482 Spatoulas, Ioannis
213	73	24.99	2.9212	35.3615	44.20	447 Lazaridi, Igor
214	76	26.06	2.9163	35.3031	44.13	1189 Kalfas, Haralambos
215	75	25.87	2.8991	35.0945	43.87	52 De Wet, Jacobus
216	71	24.74	2.8698	34.7402	43.43	489 Faci, Caroline
217	75	26.17	2.8659	34.6922	43.37	1063 Nonaka, Tori
218	72	25.49	2.8246	34.1930	42.74	468 Kressibucher, Peter
219	57	20.27	2.8120	34.0405	42.55	1114 Dela Pena, Ramiro
220	73	25.99	2.8088	34.0009	42.50	541 Francisco, Raymundo
221	55	19.67	2.7961	33.8480	42.31	1065 Gudenja, Valeria
222	55	19.73	2.7876	33.7450	42.18	116 Birketvedt, Espen
223	75	26.98	2.7798	33.6507	42.06	749 Dumont, Jose
224	62	22.31	2.7790	33.6408	42.05	1260 Vergos, Apostolos
225	55	19.98	2.7528	33.3228	41.65	1083 Tiberi, Marco
226	34	12.55	2.7092	32.7951	40.99	770 Guillaume, Bertrand
227	63	23.30	2.7039	32.7310	40.91	350 Noormets, Andy
228	57	21.11	2.7001	32.6859	40.86	1245 Stettensch, Rainer
229	55	20.44	2.6908	32.5729	40.72	766 Weber, Didier
230	79	29.45	2.6825	32.4725	40.59	1112 Turkova, Eva
231	62	23.15	2.6782	32.4201	40.53	1236 Kieninger, Stephanie
232	56	20.97	2.6705	32.3269	40.41	317 Wigchert, Frank
233	52	19.72	2.6369	31.9206	39.90	764 Gerard, Joel
234	70	26.71	2.6207	31.7248	39.66	1007 Burzec, Wieslaw
235	70	26.91	2.6013	31.4890	39.36	1006 Widla, Radoslaw
236	61	23.82	2.5609	31.0000	38.75	88 Johansen, Olaf Nikolai
237	64	25.01	2.5590	30.9771	38.72	818 Donnelly, Vernon
238	57	22.31	2.5549	30.9278	38.66	536 Bastian, Reynante
239	59	23.16	2.5475	30.8381	38.55	1069 Novak, Robert
240	65	25.64	2.5351	30.6881	38.36	457 Mihtiev, Krasimir
241	74	29.21	2.5334	30.6672	38.33	979 Clark, Paul
242	71	28.13	2.5240	30.5536	38.19	842 Alexiou, Ioannis
243	71	28.23	2.5151	30.4454	38.06	609 Roque, Mary Cristy
244	52	20.84	2.4952	30.2051	37.76	277 Roopram, Kris
245	63	25.34	2.4862	30.0960	37.62	572 Yao, Eduardo
246	41	16.60	2.4699	29.8985	37.37	673 Dalmeida Arruda, Victor
247	78	31.65	2.4645	29.8329	37.29	439 Rieber, Albert
248	50	20.39	2.4522	29.6843	37.11	962 Sanford, Ralph
249	58	23.71	2.4462	29.6122	37.02	615 Barnes, Michael
250	60	24.56	2.4430	29.5731	36.97	909 Garaev, Albert
251	54	22.24	2.4281	29.3923	36.74	142 Selven, Lasse Strand
252	49	20.35	2.4079	29.1478	36.43	1184 Efthimiou, Christos

STANDARD -- Overall Stage Results

IPSC World Shoot XVI

Printed October 10, 2011 at 22:45




Stage 28 --

	PTS	TIME	HIT FACTOR	STAGE POINTS	STAGE PERCENT	COMPETITOR # Name
253	65	27.31	2.3801	28.8115	36.01	42 Rebelo, Jose
254	52	21.87	2.3777	28.7825	35.98	595 Aronis, Themistoklis
255	52	21.96	2.3679	28.6646	35.83	129 Weber, Nick
256	57	24.18	2.3573	28.5360	35.67	135 Nordgaard, Tor Olav
257	59	25.07	2.3534	28.4887	35.61	101 Maidwell, Tara Louise
258	60	25.86	2.3202	28.0865	35.11	655 Fischer, Reinaldo
259	73	31.64	2.3072	27.9293	34.91	632 Fitzgerald, John
260	51	22.33	2.2839	27.6475	34.56	1087 Papagrigoriou, Evangelos
261	51	22.44	2.2727	27.5120	34.39	100 Redford, Melvyn
262	53	23.46	2.2592	27.3478	34.18	876 Erickson, Rick
263	76	33.75	2.2519	27.2593	34.07	505 Macedo Filho, Edmundo Souza
264	55	24.43	2.2513	27.2529	34.07	172 Takkumaki, Taisto
265	37	16.63	2.2249	26.9329	33.67	287 Heyliger, Claudieus
266	61	27.85	2.1903	26.5142	33.14	1167 Giannakos, Konstantinos
267	62	28.51	2.1747	26.3250	32.91	1235 Schuh, Sandra
268	45	21.11	2.1317	25.8047	32.26	849 Botticelli, Alessandro
269	31	14.61	2.1218	25.6854	32.11	231 Dahl, Mikael
270	64	30.25	2.1157	25.6111	32.01	1262 Kakavoulas, Ioannis
271	32	15.26	2.0970	25.3846	31.73	265 Hoogduijn, Peter
272	43	20.70	2.0773	25.1462	31.43	87 Mihajlovic, Zoran
273	56	27.60	2.0290	24.5614	30.70	1003 Koput, Jurand
274	53	26.53	1.9977	24.1831	30.23	421 Wallroth, Marion
275	70	35.43	1.9757	23.9167	29.90	1199 Leontaridis, Pavlos
276	35	17.72	1.9752	23.9099	29.89	477 Nogueira Sette Bicalho, Carlos Eduardo
277	57	29.56	1.9283	23.3424	29.18	553 Teixeira, Nilton Pita
278	59	30.63	1.9262	23.3174	29.15	370 Rogmann, Juergen
279	61	32.17	1.8962	22.9537	28.69	32 O'donovan, Sebella
280	31	16.35	1.8960	22.9519	28.69	533 Belarmino, Benjamin Jr
281	63	33.26	1.8942	22.9294	28.66	136 Fremstad, Jon Terje
282	77	40.78	1.8882	22.8569	28.57	577 Borro, Hilario
283	59	31.50	1.8730	22.6734	28.34	53 Keaney, Janis Mather
284	59	31.95	1.8466	22.3540	27.94	484 Figoli, Edmundo Jose
285	54	29.42	1.8355	22.2190	27.77	606 Gonzales, Dan
286	54	29.73	1.8163	21.9874	27.48	919 Aigner, Edeltraud
287	48	27.47	1.7474	21.1523	26.44	880 Keehart, Deborah
288	25	14.34	1.7434	21.1040	26.38	210 Engelbrecht, Hermanus
289	47	27.06	1.7369	21.0254	26.28	475 Trofimov, Nikolai
290	34	20.60	1.6505	19.9796	24.97	537 Cortes, Kevin
291	74	45.36	1.6314	19.7484	24.69	404 Pawlowsky, Maik
292	33	20.93	1.5767	19.0862	23.86	35 Schmidt-Dumont, Jorn Peter
293	55	35.57	1.5462	18.7177	23.40	554 Silva Pereira, Nelson Jose
294	47	30.49	1.5415	18.6601	23.33	158 Nakling, Hilde

STANDARD -- Overall Stage Results

IPSC World Shoot XVI

Printed October 10, 2011 at 22:45



Stage 28 --

	PTS	TIME	HIT FACTOR	STAGE POINTS	STAGE PERCENT	COMPETITOR # Name
295	32	22.84	1.4011	16.9601	21.20	850 Cifuentes, Edwin
296	73	53.98	1.3524	16.3706	20.46	1196 Kelesis, Christos
297	25	18.51	1.3506	16.3496	20.44	253 Barentsen, Sasja
298	17	12.60	1.3492	16.3325	20.42	763 Poiret, Jerome
299	39	29.32	1.3302	16.1018	20.13	1227 Pavlidis, Polyvios
300	43	33.24	1.2936	15.6596	19.57	79 Goncalves, Jose
301	23	17.90	1.2849	15.5542	19.44	496 Maia Saldanha, Jaime Roberto
302	40	31.24	1.2804	15.4997	19.37	249 Quinn, Paddy
303	45	35.50	1.2676	15.3447	19.18	617 Sabakova, Petra
304	44	34.83	1.2633	15.2923	19.12	480 Lima E Silva, Denise Maria
305	47	38.69	1.2148	14.7053	18.38	329 Burkhart, Rita
306	43	35.96	1.1958	14.4751	18.09	1212 Skoumpouris, Antonios
307	54	45.26	1.1931	14.4429	18.05	659 Hatzipanagiotis, Peter
308	33	28.59	1.1542	13.9725	17.47	1163 Zaharopoulos, Myron
309	45	46.25	0.9730	11.7781	14.72	497 Santos Honorato, Jose
310	27	29.29	0.9218	11.1588	13.95	934 Nardi, Frank
311	31	34.99	0.8860	10.7249	13.41	1161 Fragouli, Maria
312	23	31.54	0.7292	8.8276	11.03	476 Grilli, Cassio
313	23	40.06	0.5741	6.9501	8.69	1215 Stavrianakis, Vasileios
314	12	24.88	0.4823	5.8386	7.30	379 Dose, Klaus-Peter
315	10	44.95	0.2225	2.6931	3.37	1150 Adamakopoulos, Theodoros
316	1	27.85	0.0359	0.4347	0.54	1281 Gospodin, Zhelev
317	0	23.85	0.0000	0.0000	0.00	604 Kornaros, Nikolaos
318	0	0.00	0.0000	0.0000	0.00	235 Karin, Rami
319	0	22.00	0.0000	0.0000	0.00	33 Du Plooy, Eurika Susara
320	0	0.00	0.0000	0.0000	0.00	458 Kostadinov, Svetoslav
321	0	0.00	0.0000	0.0000	0.00	1223 Topouzis, Konstantinos
322	0	0.00	0.0000	0.0000	0.00	1132 Iordanidis, Stavros
323	0	0.00	0.0000	0.0000	0.00	1247 Terstis, Markos
324	0	0.00	0.0000	0.0000	0.00	1213 Soumalevris, Konstantinos
325	0	0.00	0.0000	0.0000	0.00	1221 Psaroudakis, Emmanouil
326	0	14.93	0.0000	0.0000	0.00	1037 Richman, Mark
327	0	0.00	0.0000	0.0000	0.00	1248 Tzimas, Dimitrios
328	0	0.00	0.0000	0.0000	0.00	1231 Evangelinos, Dino

PRODUCTION -- Overall Stage Results

IPSC World Shoot XVI

Printed October 10, 2011 at 22:45



Stage 28 --

	PTS	TIME	HIT FACTOR	STAGE POINTS	STAGE PERCENT	COMPETITOR # Name
1	78	12.24	6.3725	80.0000	100.00	947 Strader, Phil
2	76	12.55	6.0558	76.0233	95.03	1001 Garcia, Frank
3	76	12.69	5.9890	75.1846	93.98	180 Manni, Matti
4	74	12.38	5.9774	75.0391	93.80	520 Lejano, Juefro Emil
5	74	12.49	5.9247	74.3783	92.97	746 Guichard, Louis
6	78	14.23	5.4814	68.8124	86.02	139 Skaarer, Even
7	80	14.61	5.4757	68.7411	85.93	567 Heller, Peter
8	76	13.92	5.4598	68.5411	85.68	734 Zuccolo, Giovanni
9	78	14.32	5.4469	68.3799	85.47	844 PICHUGIN, ALEXEY
10	78	14.60	5.3425	67.0685	83.84	557 Alejandro, Bernardo Mari V
11	74	13.90	5.3237	66.8334	83.54	875 Engh, Rob
12	78	14.67	5.3170	66.7485	83.44	91 TOIBIS, DOTAN
13	74	13.99	5.2895	66.4035	83.00	716 BUTICCHI, EDOARDO ROBERTO
14	80	15.18	5.2701	66.1599	82.70	772 Momcilovic, Ljubisa
15	74	14.07	5.2594	66.0259	82.53	719 Brocanelli, Paolo
16	78	14.92	5.2279	65.6300	82.04	374 Schmidt, Tino
17	74	14.17	5.2223	65.5600	81.95	159 Kvarsnes, Hans Petter
18	76	14.81	5.1317	64.4222	80.53	260 Van Der Lende, Frank
19	78	15.22	5.1248	64.3364	80.42	256 Tangpojthavipol, Voravudh
20	66	12.92	5.1084	64.1296	80.16	1011 Hobdell, Angus
21	76	14.93	5.0904	63.9044	79.88	386 Wiegand, Max
22	66	12.99	5.0808	63.7840	79.73	57 Fedor, Marian
23	70	13.88	5.0432	63.3119	79.14	335 Kummer, Steven
24	76	15.11	5.0298	63.1431	78.93	1046 Stryc, Michael
25	76	15.17	5.0099	62.8934	78.62	334 Kummer, Patrick
26	74	14.93	4.9565	62.2227	77.78	991 Mink, Matthew
27	74	14.99	4.9366	61.9736	77.47	181 Kervinen, Ilkka
28	70	14.19	4.9331	61.9288	77.41	857 ONSHIN, NIKOLAY
29	78	15.88	4.9118	61.6625	77.08	428 Darias, Buenaventura
30	72	14.68	4.9046	61.5720	76.96	992 Stoeger, Ben
31	70	14.34	4.8815	61.2810	76.60	819 Danilovich, Pavel
32	76	15.80	4.8101	60.3856	75.48	356 Haben, Joerg
33	74	15.48	4.7804	60.0119	75.01	937 King, Nick
34	72	15.07	4.7777	59.9786	74.97	531 Salomao Neto, Pedro
35	72	15.08	4.7745	59.9388	74.92	1072 Reilly, Chad
36	76	15.93	4.7709	59.8928	74.87	56 Nagy, Ernest
37	78	16.36	4.7677	59.8533	74.82	59 HRNCIARIK, ANDREJ
38	70	14.70	4.7619	59.7802	74.73	179 Nousiainen, Lauri
39	74	15.64	4.7315	59.3980	74.25	226 Kotziadimos, Thomas
40	76	16.07	4.7293	59.3710	74.21	318 Ceric, Suad
41	68	14.42	4.7157	59.1998	74.00	448 Vericio De Oliveira, Allison
42	76	16.14	4.7088	59.1135	73.89	182 Maunula, Hannu

PRODUCTION -- Overall Stage Results

IPSC World Shoot XVI

Printed October 10, 2011 at 22:45



Stage 28 --

	PTS	TIME	HIT FACTOR	STAGE POINTS	STAGE PERCENT	COMPETITOR # Name
43	72	15.30	4.7059	59.0769	73.85	368 Tayag, Diomari Ivan
44	66	14.03	4.7042	59.0559	73.82	888 TITOV, VLADIMIR
45	72	15.33	4.6967	58.9613	73.70	69 Palka, Jan
46	68	14.55	4.6735	58.6709	73.34	598 Silva Brum, Vagner Carlos
47	78	16.72	4.6651	58.5646	73.21	513 Binder, Thomas
48	68	14.58	4.6639	58.5502	73.19	1021 Sedy, Roman
49	74	15.93	4.6453	58.3167	72.90	233 Spevak, Stanislav
50	76	16.37	4.6426	58.2830	72.85	298 Ekstrand, Fredrik
51	74	16.00	4.6250	58.0615	72.58	29 Bektemirov, Rinat
52	70	15.18	4.6113	57.8899	72.36	807 Servodio, Francesco
53	80	17.35	4.6110	57.8852	72.36	1133 Kalonikidis, Aristidis
54	70	15.21	4.6022	57.7758	72.22	686 Torgashov, Pavel
55	72	15.65	4.6006	57.7557	72.19	795 Romer, Jack
56	76	16.57	4.5866	57.5795	71.97	17 Hopper, Robert Michael
57	78	17.03	4.5802	57.4985	71.87	306 Brezovnik, Slavko
58	62	13.54	4.5790	57.4844	71.86	341 Humar, Martin
59	66	14.42	4.5770	57.4587	71.82	412 Kostadinov, Plamen
60	70	15.36	4.5573	57.2115	71.51	307 Petrac, Robert
61	78	17.12	4.5561	57.1963	71.50	366 Gino, Leonardo Jr
62	76	16.72	4.5455	57.0629	71.33	157 Lutcherath, Oystein
63	66	14.54	4.5392	56.9844	71.23	319 Dzuho, Elvir
64	68	14.99	4.5364	56.9487	71.19	456 Markov, Metodi
65	72	15.88	4.5340	56.9192	71.15	49 Avinceta, Edgardo Ramon
66	74	16.35	4.5260	56.8186	71.02	867 Potapenko, Evgeny
67	74	16.39	4.5149	56.6800	70.85	549 Ishihara, Luis Henrique
68	60	13.37	4.4877	56.3374	70.42	90 Steiner, Aldar
69	68	15.18	4.4796	56.2359	70.29	799 Gyllenberg, Rasmus
70	72	16.14	4.4610	56.0023	70.00	246 Svedberg, Peter
71	78	17.52	4.4521	55.8904	69.86	291 Rasmussen, Per-Ola
72	76	17.17	4.4263	55.5674	69.46	781 De Sanctis, Maurizio Raffae
73	78	17.65	4.4193	55.4788	69.35	50 Quindi Vallerga, Gaston
74	70	15.90	4.4025	55.2685	69.09	757 Sagon, Aurelien
75	70	15.91	4.3997	55.2338	69.04	708 Piccioni, Mario
76	70	15.92	4.3970	55.1991	69.00	721 Vukojevic, Dejan
77	76	17.33	4.3855	55.0544	68.82	1147 Benazic, Zoran
78	70	15.99	4.3777	54.9574	68.70	8 Grincenko, Vitalijus
79	70	16.03	4.3668	54.8203	68.53	822 Gushchin, Mikhail
80	74	16.97	4.3606	54.7428	68.43	58 VYSNY, MARIAN
81	56	13.00	4.3077	54.0781	67.60	985 Vogel, Robert
82	74	17.21	4.2998	53.9793	67.47	242 Dokter, Gerrit
83	70	16.29	4.2971	53.9453	67.43	787 Vanreusel, Philippe
84	59	13.83	4.2661	53.5558	66.94	293 Messulam, Daniel

PRODUCTION -- Overall Stage Results

IPSC World Shoot XVI

Printed October 10, 2011 at 22:45



Stage 28 --

	PTS	TIME	HIT FACTOR	STAGE POINTS	STAGE PERCENT	COMPETITOR # Name
85	68	15.98	4.2553	53.4206	66.78	582 Cua, Rodolfo Jr
86	72	16.93	4.2528	53.3891	66.74	346 Koch, Robert
87	70	16.47	4.2502	53.3558	66.69	184 Toikkanen, Janne
88	70	16.49	4.2450	53.2910	66.61	217 Du Toit, Daniel
89	60	14.14	4.2433	53.2695	66.59	419 Perez, Jose Vicente
90	66	15.56	4.2416	53.2490	66.56	420 Van Essen, Olaf
91	72	16.98	4.2403	53.2319	66.54	95 Dudukal, Viktor
92	70	16.59	4.2194	52.9698	66.21	81 Jacobs, Jaco Kotze
93	78	18.50	4.2162	52.9297	66.16	611 Sy, Anthony
94	72	17.08	4.2155	52.9202	66.15	1271 Galo, Lara
95	66	15.69	4.2065	52.8078	66.01	809 Mondaca, Gabriel
96	66	15.79	4.1799	52.4733	65.59	357 Lentz, Arne
97	76	18.20	4.1758	52.4227	65.53	832 Jensen, Christian D
98	70	16.84	4.1568	52.1834	65.23	932 Milburn, Clint
99	66	15.94	4.1405	51.9795	64.97	466 Reich, Rolf
100	72	17.39	4.1403	51.9768	64.97	1111 Giancane, Giovanni
101	62	14.98	4.1389	51.9585	64.95	965 ZAPLETAL, MIROSLAV
102	72	17.41	4.1356	51.9171	64.90	678 Yamaguchi, Yukio
103	74	17.90	4.1341	51.8986	64.87	178 KAUNISTO, VESA
104	74	17.91	4.1318	51.8696	64.84	912 Kurbatskikh, Vasilij
105	70	16.95	4.1298	51.8448	64.81	126 Hos, Ivan
106	68	16.48	4.1262	51.7999	64.75	707 Del Rosario, Giulio
107	74	18.04	4.1020	51.4958	64.37	854 CHEREPOV, ALEXEY
108	68	16.58	4.1013	51.4874	64.36	455 Dimitrov, Milen
109	74	18.08	4.0929	51.3819	64.23	761 Viaud, Jean-Michel
110	76	18.57	4.0926	51.3782	64.22	1051 Goloski - Golob, Julie
111	61	14.95	4.0803	51.2230	64.03	31 Alba, Gabriel Fernand
112	70	17.30	4.0462	50.7959	63.49	507 Oliveira Ribas, Heraldo Sergio
113	70	17.30	4.0462	50.7959	63.49	1100 Stobbe, Markus
114	66	16.38	4.0293	50.5833	63.23	418 Ibanez, Gorka
115	70	17.40	4.0230	50.5040	63.13	437 Teever, Jevgeni
116	66	16.43	4.0170	50.4293	63.04	633 Olsen, Kai Rino
117	76	18.93	4.0148	50.4011	63.00	643 Jankovic, Nebojsa
118	72	17.96	4.0089	50.3272	62.91	472 Ditzler, Roger
119	72	18.00	4.0000	50.2154	62.77	833 Hagemann, Lars Bjarne
120	64	16.14	3.9653	49.7798	62.22	777 Schon, Marianne
121	76	19.17	3.9645	49.7701	62.21	968 Smith, James
122	76	19.31	3.9358	49.4092	61.76	78 Steiner, Yoram
123	70	17.82	3.9282	49.3137	61.64	958 Ross, Jamieson
124	70	17.84	3.9238	49.2584	61.57	841 Vujovic, Nikola
125	76	19.37	3.9236	49.2562	61.57	524 Maric, Hrvoje
126	74	18.97	3.9009	48.9712	61.21	514 Fricker, Claudia

PRODUCTION -- Overall Stage Results

IPSC World Shoot XVI

Printed October 10, 2011 at 22:45



Stage 28 --

	PTS	TIME	HIT FACTOR	STAGE POINTS	STAGE PERCENT	COMPETITOR # Name
127	66	16.92	3.9007	48.9689	61.21	1026 Vinduska, Vaclav
128	78	20.02	3.8961	48.9111	61.14	1145 Gvozdanovic, Dubravko
129	68	17.46	3.8946	48.8924	61.12	325 Ekstedt, Stefan
130	64	16.48	3.8835	48.7528	60.94	86 Janjusevic, Milorad
131	70	18.03	3.8824	48.7393	60.92	1098 Gambrell, Jeff
132	66	17.01	3.8801	48.7098	60.89	6 Rutkauskas, Saulius
133	74	19.10	3.8743	48.6379	60.80	780 Larsen, Soren
134	62	16.06	3.8605	48.4644	60.58	754 Moreira, Galo
135	74	19.17	3.8602	48.4603	60.58	7 Kutra, Vaidotas
136	72	18.68	3.8544	48.3874	60.48	859 Kryuchin, Nikita
137	60	15.62	3.8412	48.2222	60.28	613 Iacomini, Stefano
138	66	17.20	3.8372	48.1717	60.21	758 Gassama, Gabriel
139	74	19.38	3.8184	47.9352	59.92	1275 Karpenko, Valerii
140	76	19.91	3.8172	47.9203	59.90	1061 Leatham, Kippi
141	74	19.43	3.8085	47.8119	59.76	840 Radovic, Zarko
142	72	18.93	3.8035	47.7484	59.69	753 Moncada, Flavio
143	70	18.43	3.7982	47.6815	59.60	339 Hvalec, Maksimiljan
144	74	19.52	3.7910	47.5914	59.49	440 Schwarz, Florian
145	72	19.06	3.7775	47.4227	59.28	759 Merchica, Philippe
146	70	18.54	3.7756	47.3986	59.25	1137 Koutantos, Emmanouil
147	78	20.67	3.7736	47.3730	59.22	1053 Dunivin, Sara
148	72	19.10	3.7696	47.3234	59.15	1266 Sladin, Damir
149	68	18.04	3.7694	47.3205	59.15	80 Loock, Paul
150	74	19.70	3.7563	47.1566	58.95	973 Gushchyn, Borys
151	52	13.85	3.7545	47.1336	58.92	417 De Cobos, Eduardo
152	74	19.71	3.7544	47.1327	58.92	970 Fedorchuk, Oleksandr
153	72	19.20	3.7500	47.0769	58.85	1154 Hamlatzis, Alexandros
154	70	18.71	3.7413	46.9679	58.71	502 Stettin, Andreas
155	72	19.37	3.7171	46.6637	58.33	710 Norero, Maurizio
156	66	17.76	3.7162	46.6528	58.32	1073 Reiter, Gerald
157	76	20.47	3.7128	46.6093	58.26	1244 Terzic, Milan
158	58	15.70	3.6943	46.3773	57.97	760 Veziat, Pierre
159	68	18.43	3.6896	46.3191	57.90	944 Buhayenka, Aliaksandr
160	68	18.45	3.6856	46.2689	57.84	68 Penov, Anton
161	51	13.87	3.6770	46.1605	57.70	570 Torrevillas, Daniel
162	80	21.82	3.6664	46.0269	57.53	149 Mortveit, John Gaute
163	64	17.46	3.6655	46.0164	57.52	1119 Tzallas, Georgios
164	72	19.67	3.6604	45.9521	57.44	729 Rutigliano, Nicola
165	74	20.35	3.6364	45.6503	57.06	43 Karosas, Linas
166	70	19.28	3.6307	45.5793	56.97	353 Klimushev, Gustav
167	70	19.30	3.6269	45.5321	56.92	82 Betts, Alan
168	66	18.20	3.6264	45.5249	56.91	257 Sudhinaraset, Khanet

PRODUCTION -- Overall Stage Results

IPSC World Shoot XVI

Printed October 10, 2011 at 22:45



Stage 28 --

	PTS	TIME	HIT FACTOR	STAGE POINTS	STAGE PERCENT	COMPETITOR # Name
169	72	19.87	3.6236	45.4895	56.86	836 Kisilev, Kirill
170	74	20.49	3.6115	45.3384	56.67	814 Klikovac, Dragan
171	72	19.96	3.6072	45.2844	56.61	351 Tochilin, Pavel
172	72	20.02	3.5964	45.1487	56.44	137 Tonnessen, Erik
173	72	20.06	3.5892	45.0587	56.32	884 Miasnikov, Andrei
174	63	17.56	3.5877	45.0394	56.30	169 Engan, Jon Arne
175	62	17.31	3.5817	44.9647	56.21	907 NIKOLAEVA, SVETLANA
176	74	20.72	3.5714	44.8352	56.04	301 Ulapathorn, Pornpong
177	74	20.85	3.5492	44.5556	55.69	1115 Ziebart, Friedrich
178	76	21.48	3.5382	44.4177	55.52	462 Michel, Walter
179	72	20.35	3.5381	44.4166	55.52	1267 Kondruch, Anatoliy
180	76	21.49	3.5365	44.3970	55.50	422 Petkova, Kristina
181	68	19.25	3.5325	44.3461	55.43	66 Sabaka, Miroslav
182	72	20.47	3.5173	44.1562	55.20	969 Tautiev, Zaur
183	76	21.80	3.4862	43.7657	54.71	67 Makuka, Lubomir
184	68	19.55	3.4783	43.6656	54.58	509 Pesek, Damijan
185	62	17.83	3.4773	43.6533	54.57	869 Stepanov, Oleg
186	68	19.59	3.4712	43.5764	54.47	1082 Cadamuro, Denis
187	70	20.21	3.4636	43.4819	54.35	852 Tasset, Andre
188	68	19.69	3.4535	43.3551	54.19	411 Hristov, Rosen
189	66	19.15	3.4465	43.2665	54.08	722 Gruzmanov, Konstantin
190	76	22.09	3.4405	43.1911	53.99	899 RUDOV, ALEXANDER
191	55	16.00	3.4375	43.1538	53.94	316 Steiger, Thomas
192	64	18.69	3.4243	42.9880	53.74	843 Martin, Eric
193	68	19.92	3.4137	42.8545	53.57	813 Stangvik, Kent
194	70	20.56	3.4047	42.7417	53.43	438 Papzien, Siegbert
195	70	20.63	3.3931	42.5967	53.25	1269 Vapanen, Marja
196	78	23.11	3.3752	42.3713	52.96	773 Subasic, Snezana
197	68	20.16	3.3730	42.3443	52.93	889 Markov, Alexander
198	70	20.78	3.3686	42.2892	52.86	499 Lobo Rodrigues, Jahir
199	57	16.94	3.3648	42.2414	52.80	204 Owe, Geir
200	74	22.02	3.3606	42.1882	52.74	971 Mecwel, Przemyslaw
201	61	18.21	3.3498	42.0530	52.57	821 GUSHCHINA, MARIA
202	70	20.90	3.3493	42.0464	52.56	121 Venditti, Daniele
203	64	19.13	3.3455	41.9993	52.50	975 Milyukov, Alexander
204	64	19.16	3.3403	41.9335	52.42	433 Josi, Oliver
205	70	20.97	3.3381	41.9060	52.38	512 Takayanagui, Kazuo
206	72	21.83	3.2982	41.4053	51.76	155 Nilsen, Bengt
207	74	22.44	3.2977	41.3986	51.75	205 Roos, Gunnar
208	57	17.29	3.2967	41.3863	51.73	296 Johannesson, Stefan
209	45	13.68	3.2895	41.2955	51.62	523 Ragozin, Alexey
210	62	18.89	3.2822	41.2037	51.50	654 Lourenco Gomesfilho, Roberto

PRODUCTION -- Overall Stage Results

IPSC World Shoot XVI

Printed October 10, 2011 at 22:45



Stage 28 --

PTS	TIME	HIT FACTOR	STAGE POINTS	STAGE PERCENT	COMPETITOR # Name
211	64	19.51	3.2804	41.1813	51.48 445 Hubli, Pascal
212	70	21.47	3.2604	40.9301	51.16 108 Spence, Martyn
213	55	16.89	3.2564	40.8799	51.10 727 Toia, Adalberto
214	76	23.34	3.2562	40.8780	51.10 344 Kelterbaum, Reinhard
215	53	16.29	3.2535	40.8443	51.06 71 Czocher, Mikulas
216	78	23.99	3.2514	40.8170	51.02 97 Molland, Frode
217	76	23.40	3.2479	40.7732	50.97 720 Petrovic, Davor
218	64	19.78	3.2356	40.6191	50.77 165 Jolma-Stensland, Roy Agir
219	74	22.98	3.2202	40.4258	50.53 1103 Ragias, Konstantinos
220	76	23.67	3.2108	40.3081	50.39 1124 Sulga, Marius
221	76	23.68	3.2095	40.2911	50.36 544 Gasic, Andrea
222	64	19.97	3.2048	40.2327	50.29 30 Savarino, Juan Pablo
223	68	21.24	3.2015	40.1912	50.24 28 Prieto, Marcelo German
224	72	22.58	3.1887	40.0300	50.04 538 Jorge, Ma Inez
225	66	20.73	3.1838	39.9688	49.96 1086 Panagopoulos, Stavros
226	78	24.52	3.1811	39.9347	49.92 352 Klimushev, Vladimir
227	68	21.52	3.1599	39.6683	49.59 858 Bykova, Elena
228	72	22.83	3.1537	39.5916	49.49 228 Kaunisto, Esa
229	62	19.68	3.1504	39.5497	49.44 295 De Abreu, Yhonny
230	64	20.55	3.1144	39.0971	48.87 127 Dunkley, Robert
231	60	19.55	3.0691	38.5284	48.16 1280 Flores, Juan Paulo
232	76	24.99	3.0412	38.1790	47.72 631 Giannella, Patrizia
233	62	20.42	3.0362	38.1165	47.65 745 Daguanel, Laetitia
234	70	23.12	3.0277	38.0090	47.51 817 Radcliffe, Tony
235	60	19.82	3.0272	38.0036	47.50 294 Brodski, Dmitri
236	72	23.85	3.0189	37.8984	47.37 110 Guest, Graham
237	49	16.26	3.0135	37.8314	47.29 1276 Nagirnyak, Yuriy
238	70	23.33	3.0004	37.6669	47.08 1256 Rafael Salvador, Ines
239	56	18.69	2.9963	37.6145	47.02 874 Drolet, Jean Philippe
240	68	22.78	2.9851	37.4742	46.84 815 Plateus, Raymond
241	66	22.12	2.9837	37.4572	46.82 236 Venmore, James Earl
242	66	22.16	2.9783	37.3896	46.74 362 Reinecke, Alfred
243	57	19.14	2.9781	37.3861	46.73 1238 Kwiecien, Stanislaw
244	76	25.54	2.9757	37.3568	46.70 1131 Iliopoulos, Georgios
245	70	23.63	2.9623	37.1887	46.49 201 Lindblad, Bjorn Terje
246	49	16.58	2.9554	37.1012	46.38 315 Verhulst, Hans
247	72	24.48	2.9412	36.9231	46.15 855 Kaurov, Oleg
248	64	21.83	2.9317	36.8047	46.01 1149 SAVKOVIC, JELENA
249	64	21.94	2.9170	36.6202	45.78 1249 Dragovic, Vojislav
250	62	21.32	2.9081	36.5074	45.63 1128 Dafnomilis, Polydoros
251	57	19.64	2.9022	36.4343	45.54 882 Brozovski, Dmitry
252	74	25.58	2.8929	36.3168	45.40 262 Doubrovski, Leonid

PRODUCTION -- Overall Stage Results

IPSC World Shoot XVI

Printed October 10, 2011 at 22:45



Stage 28 --

	PTS	TIME	HIT FACTOR	STAGE POINTS	STAGE PERCENT	COMPETITOR # Name
253	68	23.57	2.8850	36.2181	45.27	928 Lomax, Larry
254	72	25.10	2.8685	36.0110	45.01	860 Kryuchin, Konstantin
255	51	17.87	2.8539	35.8280	44.78	239 Reggeti, Andres
256	66	23.43	2.8169	35.3629	44.20	444 Meichtry, Markus
257	70	24.85	2.8169	35.3629	44.20	1277 Kolobov, Aleksey
258	45	16.00	2.8125	35.3077	44.13	573 Anglo, Wilfredo
259	51	18.36	2.7778	34.8718	43.59	4 Zdzitowiecki, Andrzej
260	60	21.75	2.7586	34.6313	43.29	747 Baculard, Patrick
261	61	22.14	2.7552	34.5883	43.24	84 Storhaug, Leif Inge
262	56	20.43	2.7411	34.4109	43.01	302 Chomrit, Chalermopol
263	39	14.23	2.7407	34.4062	43.01	756 Lavergne, Mathieu
264	51	18.62	2.7390	34.3849	42.98	312 Schouwink, Peter
265	55	20.16	2.7282	34.2491	42.81	436 Kalme, Artur
266	51	18.70	2.7273	34.2378	42.80	483 Stavrakidis, Konstantinos
267	62	22.85	2.7133	34.0630	42.58	960 Sahni, Simar
268	57	21.14	2.6963	33.8491	42.31	1146 Franjo, Nadj
269	62	23.02	2.6933	33.8114	42.26	856 SHUSHPANOVA, ELIZAVETA
270	76	28.22	2.6931	33.8091	42.26	705 Vlasyev, Dmitry
271	68	25.34	2.6835	33.6883	42.11	1181 Glavopoulos, Christos
272	64	24.04	2.6622	33.4212	41.78	1169 Politakis, Lazaros
273	53	20.00	2.6500	33.2677	41.58	823 Myshelov, Sergey
274	53	20.38	2.6006	32.6474	40.81	709 Avoledo, Manuele
275	44	16.96	2.5943	32.5689	40.71	803 Donot, Marc
276	58	22.46	2.5824	32.4187	40.52	1206 Opsimos, Anestis
277	45	17.46	2.5773	32.3553	40.44	790 Borges, Bruno
278	66	25.71	2.5671	32.2269	40.28	640 Hagiantoniou, Savvas
279	49	19.21	2.5508	32.0218	40.03	488 Efimov, Evgeny
280	64	25.34	2.5257	31.7066	39.63	774 Deyneko, Dmitry
281	55	21.95	2.5057	31.4561	39.32	845 Sinichnikov, Vladimir
282	55	22.08	2.4909	31.2709	39.09	1059 Reese, Maggie
283	55	22.62	2.4315	30.5244	38.16	1272 Denishchuk, Andrei
284	51	21.05	2.4228	30.4155	38.02	138 Eide, Nils Einar
285	55	22.78	2.4144	30.3100	37.89	535 Tamayo, Grace
286	55	22.79	2.4133	30.2967	37.87	824 Perfiliev, Oleg
287	39	16.25	2.4000	30.1292	37.66	107 Montgomery, Peter
288	57	23.83	2.3919	30.0281	37.54	199 Bjurstrom, Jan Petter
289	62	26.13	2.3728	29.7872	37.23	901 KARCHEV, OLEG
290	47	19.81	2.3725	29.7845	37.23	252 Lacle, Kenneth
291	50	21.09	2.3708	29.7626	37.20	106 Smyth, Samuel Paul
292	37	15.68	2.3597	29.6232	37.03	21 Hattingh, Diederik
293	60	25.75	2.3301	29.2517	36.56	820 Kulishov, Andrey
294	64	27.68	2.3121	29.0262	36.28	1274 Oskirko, Sergei

PRODUCTION -- Overall Stage Results

IPSC World Shoot XVI

Printed October 10, 2011 at 22:45



Stage 28 --

	PTS	TIME	HIT FACTOR	STAGE POINTS	STAGE PERCENT	COMPETITOR # Name
295	51	22.15	2.3025	28.9050	36.13	892 Chernenko, Anastasia
296	41	17.81	2.3021	28.8999	36.12	3 Kazanskis, Marius
297	53	23.14	2.2904	28.7534	35.94	280 Burchuladze, Nikolai
298	53	23.14	2.2904	28.7534	35.94	474 Peterson, Urmaz
299	47	20.55	2.2871	28.7120	35.89	704 Plotnikov, Alexander
300	64	28.03	2.2833	28.6638	35.83	1178 Psaroudakis, Kosmas
301	66	28.91	2.2829	28.6598	35.82	662 Von Gerhardt, Brendan
302	51	22.39	2.2778	28.5952	35.74	478 Fonseca Da Matta, Carlos Eduardo
303	41	18.05	2.2715	28.5157	35.64	1062 Dimaculangan, Lee
304	62	27.60	2.2464	28.2007	35.25	870 Gaisin, Ruslan
305	62	27.65	2.2423	28.1497	35.19	70 Kaczova, Miriam
306	46	20.70	2.2222	27.8974	34.87	1122 Heropoulos, Stefanos
307	41	18.47	2.2198	27.8672	34.83	1106 Samaritakis, Emmanouil
308	55	24.78	2.2195	27.8637	34.83	963 Sarantis, Paul
309	47	21.29	2.2076	27.7140	34.64	473 Budarny, Anton
310	58	27.08	2.1418	26.8879	33.61	377 Terving, Armin
311	51	23.88	2.1357	26.8110	33.51	16 Rozhkov, Artem
312	62	29.46	2.1045	26.4202	33.03	618 Filolias, Dimitrios
313	45	21.62	2.0814	26.1297	32.66	885 Barinova, Mira
314	49	23.57	2.0789	26.0984	32.62	1192 Karoumbalis, George
315	55	26.49	2.0763	26.0650	32.58	1204 Nikolouzos, Spyridon
316	70	33.88	2.0661	25.9377	32.42	1211 Skouvaklis, Alexandros
317	64	31.33	2.0428	25.6446	32.06	878 Papadhopulli, Nikolin
318	42	20.59	2.0398	25.6077	32.01	863 RUDOV, SERGEY
319	49	24.38	2.0098	25.2313	31.54	1234 Al Shamsi, Rubayae
320	66	33.26	1.9844	24.9114	31.14	153 Larsen, Gjermund
321	55	27.73	1.9834	24.8994	31.12	1121 Tsimekas, Athanasios
322	51	26.31	1.9384	24.3347	30.42	1190 Karapidakis, Marinos
323	62	32.21	1.9249	24.1645	30.21	1165 Tasigiorgos, Panagiotis
324	37	19.37	1.9102	23.9800	29.97	715 Riillo, Mario
325	46	24.21	1.9000	23.8528	29.82	629 Samoniuk, Aleksandr
326	68	36.05	1.8863	23.6799	29.60	1216 Tsangaropoulos, Charalambos
327	45	24.17	1.8618	23.3729	29.22	161 Holst, Einar Johan
328	74	40.90	1.8093	22.7136	28.39	847 Berdnikov, Sergey
329	45	24.90	1.8072	22.6877	28.36	99 Chamberlain, Ian
330	31	17.17	1.8055	22.6657	28.33	723 MOSOLKOV, DMITRY
331	68	37.75	1.8013	22.6135	28.27	1187 Ivantsos, Stefanos
332	35	19.87	1.7614	22.1130	27.64	427 Burkhalter, Christine
333	40	23.43	1.7072	21.4321	26.79	972 Braginsky, Igor
334	45	26.73	1.6835	21.1344	26.42	1273 Fjodorov, Andrei
335	44	26.73	1.6461	20.6648	25.83	73 Flugstad, Lars Christian
336	37	22.56	1.6401	20.5892	25.74	967 Shevchenko, Sergii

PRODUCTION -- Overall Stage Results

IPSC World Shoot XVI

Printed October 10, 2011 at 22:45



Stage 28 --

	PTS	TIME	HIT FACTOR	STAGE POINTS	STAGE PERCENT	COMPETITOR # Name
337	58	36.12	1.6058	20.1584	25.20	128 Dunkley, Denise
338	41	25.82	1.5879	19.9345	24.92	207 Rundgren, Eddie
339	36	23.18	1.5531	19.4969	24.37	755 Sajot, Roberto
340	41	28.09	1.4596	18.3235	22.90	881 VASILYEVA, VERA
341	66	45.29	1.4573	18.2944	22.87	628 Perfileva, Irina
342	49	34.35	1.4265	17.9080	22.38	1203 Behtsoudis, Apostolos
343	28	19.76	1.4170	17.7889	22.24	1259 Van Hof, Patrick
344	43	30.53	1.4085	17.6815	22.10	945 Zieper, Warren
345	62	47.05	1.3177	16.5428	20.68	861 ERMOLAEV, EVGENY
346	37	28.70	1.2892	16.1844	20.23	1099 Lee, Nelson
347	49	38.17	1.2837	16.1158	20.14	956 Price, Jon
348	36	28.64	1.2570	15.7800	19.72	953 Athanasopoulos, Labros
349	24	19.12	1.2552	15.7580	19.70	183 Kakkonen, Pekka
350	27	23.51	1.1484	14.4174	18.02	162 Vetrov, Mikhail
351	22	19.70	1.1168	14.0195	17.52	160 Andersen, Marius Wigen
352	48	43.35	1.1073	13.9005	17.38	74 Askeland, Chris
353	23	23.19	0.9918	12.4510	15.56	479 Tarcizio Dos Reis, Celio
354	20	20.60	0.9709	12.1882	15.24	248 Karlsson, Peter
355	32	33.41	0.9578	12.0240	15.03	381 Holloway, Joe
356	22	23.26	0.9458	11.8738	14.84	1232 Salamon, Timea
357	27	28.62	0.9434	11.8433	14.80	1270 Rudenko, Alexey
358	47	51.52	0.9123	11.4525	14.32	114 West, Roye
359	15	17.80	0.8427	10.5791	13.22	75 Solheim Schei, Fredrik
360	30	37.18	0.8069	10.1295	12.66	493 Oliveira Farias, Jean Ransley
361	21	27.66	0.7592	9.5311	11.91	1142 Sakellaris, Fotios
362	30	46.66	0.6429	8.0715	10.09	321 Benthien, Horst
363	13	21.49	0.6049	7.5942	9.49	868 Khomenko, Viacheslav
364	19	31.96	0.5945	7.4632	9.33	1264 Tsangarakis, Antonios
365	48	81.02	0.5924	7.4375	9.30	914 Bryson, Cheryl
366	14	25.60	0.5469	6.8654	8.58	663 Perim, Rodrigo
367	15	32.37	0.4634	5.8174	7.27	922 Collins, Jeff
368	18	44.33	0.4060	5.0974	6.37	299 Seeto, Roderick
369	10	28.63	0.3493	4.3849	5.48	904 Nemykin, Mikhail
370	7	27.36	0.2558	3.2119	4.01	60 Diaz Diaz, Juan Jose
371	15	62.47	0.2401	3.0144	3.77	1179 Voudiklari, Niki
372	5	26.79	0.1866	2.3430	2.93	641 Hagiantoniou, Stavros
373	16	98.73	0.1621	2.0345	2.54	676 Romcy, Waleska
374	3	18.72	0.1603	2.0118	2.51	561 Cabuling, Ronello
375	0	20.93	0.0000	0.0000	0.00	177 Broman, Ville
376	0	0.00	0.0000	0.0000	0.00	1222 Efentakis, Emmanouil
377	0	0.00	0.0000	0.0000	0.00	1138 Pardis, Nikolaos
378	0	0.00	0.0000	0.0000	0.00	1183 Exarchos, Konstantinos

PRODUCTION -- Overall Stage Results

IPSC World Shoot XVI

Printed October 10, 2011 at 22:45



Stage 28 --

	PTS	TIME	HIT FACTOR	STAGE POINTS	STAGE PERCENT	COMPETITOR # Name
379	0	15.57	0.0000	0.0000	0.00	837 Elkin, Alexander
380	0	0.00	0.0000	0.0000	0.00	1220 Chasogia, Efstathia
381	0	0.00	0.0000	0.0000	0.00	1242 Gibney, Jim

MODIFIED -- Overall Stage Results**IPSC World Shoot XVI**

Printed October 10, 2011 at 22:45

**Stage 28 --**

	PTS	TIME	HIT FACTOR	STAGE POINTS	STAGE PERCENT	COMPETITOR # Name
1	79	11.11	7.1107	80.0000	100.00	532 Morales, Jerome Jovanne
2	73	10.69	6.8288	76.8285	96.04	1030 Henes, Zdenek
3	75	11.09	6.7628	76.0863	95.11	522 Uygongco, Nelson
4	74	11.47	6.4516	72.5847	90.73	1050 Voigt, Michael
5	74	11.51	6.4292	72.3325	90.42	449 Oliveira Ribas, Augusto Sergio
6	74	12.01	6.1615	69.3211	86.65	690 La Bruna, Bruno
7	77	12.63	6.0966	68.5906	85.74	451 Panganiban, Christopher
8	71	11.69	6.0736	68.3315	85.41	592 Dela Cruz, Lazaro Jr
9	75	12.70	5.9055	66.4407	83.05	825 Faure, Thierry
10	69	11.75	5.8723	66.0675	82.58	452 Papa, Enrico
11	77	13.59	5.6659	63.7453	79.68	1033 Horinek, Milos
12	77	13.86	5.5556	62.5035	78.13	465 Meier, Dominic
13	74	13.58	5.4492	61.3068	76.63	879 Leatham, Rob
14	70	13.17	5.3151	59.7984	74.75	1049 Dueck, Barry
15	72	13.55	5.3137	59.7820	74.73	717 Vezzoli, Roberto
16	71	13.58	5.2283	58.8214	73.53	805 Helan, Vit
17	74	14.52	5.0964	57.3379	71.67	336 Lange, Bernd
18	73	14.33	5.0942	57.3131	71.64	731 Patria, Giorgio
19	60	11.78	5.0934	57.3037	71.63	1036 Vidanes, Jojo
20	78	15.48	5.0388	56.6892	70.86	599 Mura, Gavino
21	73	15.00	4.8667	54.7531	68.44	672 Taramelli, Nicolas
22	75	15.49	4.8418	54.4737	68.09	1035 Stedman, Roy
23	77	15.96	4.8246	54.2794	67.85	281 Shavit, Yoav
24	70	14.51	4.8243	54.2760	67.84	529 Silveira Boaventura, Leandro
25	76	15.80	4.8101	54.1170	67.65	471 Arendt, Benjamin
26	78	16.23	4.8059	54.0696	67.59	376 Tagliamonte, Raffaele
27	73	15.40	4.7403	53.3309	66.66	464 Flass, Juergen
28	71	15.46	4.5925	51.6685	64.59	450 Costa Junior, Abrahao Felipe
29	77	17.39	4.4278	49.8159	62.27	1089 Vorilas, Spyridon
30	66	15.26	4.3250	48.6594	60.82	701 Garcia, Felicito
31	77	18.03	4.2707	48.0476	60.06	1090 Tsiskakis, Manolis
32	67	15.69	4.2702	48.0429	60.05	429 Garcia, Antonio
33	64	15.11	4.2356	47.6532	59.57	712 Sideri, Corrado
34	71	17.17	4.1351	46.5227	58.15	724 Volpe, Oronzo
35	76	18.41	4.1282	46.4448	58.06	176 Anttila, Janne
36	74	17.98	4.1157	46.3041	57.88	1268 Aalto, Jari
37	74	18.18	4.0704	45.7947	57.24	552 Figueiredo Cortes, Moacyrcaldonazi
38	48	12.11	3.9637	44.5938	55.74	718 Cerrato, Davide
39	50	12.75	3.9216	44.1201	55.15	492 Coelho Martins, Ildeu Heller
40	70	17.98	3.8932	43.8011	54.75	463 Ebert, Rene
41	77	20.25	3.8025	42.7802	53.48	173 Kykkanen, Harri
42	74	19.76	3.7449	42.1329	52.67	785 Mottet, Andreas

MODIFIED -- Overall Stage Results

IPSC World Shoot XVI

Printed October 10, 2011 at 22:45



Stage 28 --

	PTS	TIME	HIT FACTOR	STAGE POINTS	STAGE PERCENT	COMPETITOR # Name
43	67	18.40	3.6413	40.9670	51.21	788 Fernandes, Henrique
44	56	15.95	3.5110	39.5007	49.38	1091 Zafiridis, Michail
45	57	17.80	3.2022	36.0273	45.03	1055 Silva Medeiros, Jose Luiz
46	58	18.81	3.0835	34.6909	43.36	1093 Babouris, Nektarios
47	54	19.11	2.8257	31.7914	39.74	1092 Stylianakis, Konstantinos
48	67	25.66	2.6111	29.3762	36.72	1218 Tsiolakis, Konstantinos
49	75	30.83	2.4327	27.3694	34.21	426 Bonaldo, Massimo
50	64	32.27	1.9833	22.3130	27.89	340 Dvojmoc, Ludwig
51	72	37.37	1.9267	21.6764	27.10	175 Kivi, Matti
52	48	25.59	1.8757	21.1032	26.38	147 Perrone, Antonio
53	35	18.87	1.8548	20.8676	26.08	372 Schaefer, Markus
54	31	29.66	1.0452	11.7589	14.70	359 Mariack-Kraft, Lisa
55	25	33.76	0.7405	8.3313	10.41	490 Melo Gervasio, Helen
56	0	0.00	0.0000	0.0000	0.00	687 Papadopoulos, Vasileios
57	0	0.00	0.0000	0.0000	0.00	1140 Rigas, Efstathios

REVOLVER (STANDARD) -- Overall Stage Results

IPSC World Shoot XVI

Printed October 10, 2011 at 22:45



Stage 28 --

	PTS	TIME	HIT FACTOR	STAGE POINTS	STAGE PERCENT	COMPETITOR # Name
1	74	17.73	4.1737	80.0000	100.00	1230 Lopez, Ricardo
2	79	21.03	3.7565	72.0037	90.00	530 Azevedo, Moacir
3	73	19.59	3.7264	71.4258	89.28	1034 Nemecek, Zdenek
4	76	21.07	3.6070	69.1379	86.42	562 Chua, Phillipp
5	79	23.09	3.4214	65.5798	81.97	320 Back, Sascha
6	78	22.93	3.4017	65.2015	81.50	978 Ladic, Tibor
7	79	23.91	3.3041	63.3307	79.16	470 Sio, Hubert
8	77	23.81	3.2339	61.9867	77.48	364 Schneider, Markus
9	73	22.89	3.1892	61.1285	76.41	988 Kirchweger, Hermann
10	77	24.41	3.1544	60.4630	75.58	981 Walsh, Clifford
11	77	24.50	3.1429	60.2409	75.30	744 Tranquilli, Valter
12	75	24.01	3.1237	59.8737	74.84	410 Knaus, Guenther
13	76	24.77	3.0682	58.8105	73.51	290 Bergfeldt, Per
14	79	25.96	3.0431	58.3297	72.91	994 Sweeney, Patrick
15	77	25.67	2.9996	57.4952	71.87	619 Rosas Torres, Rogerio
16	79	26.37	2.9958	57.4227	71.78	361 Rauer, Dietmar
17	74	25.37	2.9168	55.9086	69.89	698 Della Savia, Alain Marco
18	74	25.43	2.9099	55.7766	69.72	630 Zambonin, Claudio
19	75	25.85	2.9014	55.6119	69.51	700 Sartor, Marco
20	72	24.84	2.8986	55.5582	69.45	332 Exner, Thomas
21	79	27.96	2.8255	54.1573	67.70	990 Miculek, Jerry
22	74	26.73	2.7684	53.0640	66.33	323 Rimmele, Marcus
23	77	28.27	2.7237	52.2074	65.26	574 Arambulo, Raul
24	76	28.27	2.6884	51.5294	64.41	1135 Kontis, Georgios
25	74	27.59	2.6821	51.4099	64.26	338 Lindfors, Anders
26	76	29.30	2.5939	49.7179	62.15	550 Nilsson, Ola
27	70	27.30	2.5641	49.1476	61.43	467 Itani, Marwan
28	74	29.09	2.5438	48.7590	60.95	123 Eilertsen, Ole
29	70	28.52	2.4544	47.0452	58.81	682 Ricciardi, Luca
30	70	30.00	2.3333	44.7243	55.91	993 Griffin, Matthew
31	68	31.33	2.1704	41.6021	52.00	548 Garcia Rosado, Joao
32	74	34.12	2.1688	41.5709	51.96	494 Carvalho Marques Da Silva, Joao Rafael
33	65	30.13	2.1573	41.3505	51.69	675 Montoro, Wanderley
34	70	33.53	2.0877	40.0158	50.02	289 Singsomboon, Tavesak
35	65	32.41	2.0056	38.4416	48.05	1164 Kriebardis, Anastasios
36	69	36.15	1.9087	36.5854	45.73	151 Hella, John
37	78	44.62	1.7481	33.5067	41.88	1016 Kolar, Milan
38	44	26.99	1.6302	31.2476	39.06	1136 Kontopoulos, Ioannis
39	74	46.45	1.5931	30.5361	38.17	1188 Kathareios, Christos
40	46	32.89	1.3986	26.8078	33.51	600 Andriani, Giovanni
41	60	63.52	0.9446	18.1054	22.63	667 Barbosa, Silvio Humberto
42	56	99.84	0.5609	10.7510	13.44	1198 Labroulis, Konstantinos

REVOLVER (STANDARD) -- Overall Stage Results

IPSC World Shoot XVI

Printed October 10, 2011 at 22:45



Stage 28 --

PTS	TIME	HIT FACTOR	STAGE POINTS	STAGE PERCENT	COMPETITOR # Name	
43	16	28.73	0.5569	10.6746	13.34	1134 Karagiannakis, Iosif

OPEN -- Overall Stage Results

IPSC World Shoot XVI

Printed October 10, 2011 at 22:45



Stage 29 --

	PTS	TIME	HIT FACTOR	STAGE POINTS	STAGE PERCENT	COMPETITOR # Name
1	44	5.85	7.5214	45.0000	100.00	185 Peltokoski, Raine
2	44	6.22	7.0740	42.3232	94.05	977 Michel, Max
3	44	6.29	6.9952	41.8521	93.00	736 Obriot, Emile
4	44	6.31	6.9731	41.7195	92.71	974 Racaza, J J
5	43	6.22	6.9132	41.3613	91.91	652 Soldini, David
6	43	6.24	6.8910	41.2287	91.62	1020 Thompson, Ben
7	43	6.25	6.8800	41.1627	91.47	735 GRAUFFEL, ERIC
8	40	5.86	6.8259	40.8393	90.75	651 Mcintosh, Brodie
9	41	6.02	6.8106	40.7477	90.55	1081 Drummond, William
10	41	6.20	6.6129	39.5647	87.92	267 Kirsch, Saul
11	41	6.20	6.6129	39.5647	87.92	515 Betschart, Bruno
12	41	6.25	6.5600	39.2482	87.22	1008 PIJACEK, PETR
13	40	6.11	6.5466	39.1683	87.04	519 Hinojales, Stephen John
14	41	6.29	6.5183	38.9986	86.66	269 Van Koolwijk, Jacky
15	42	6.46	6.5015	38.8985	86.44	508 Arthur, Rhys
16	43	6.72	6.3988	38.2838	85.08	873 Auger, Michael
17	39	6.19	6.3005	37.6955	83.77	446 Schneider, Patrik
18	45	7.28	6.1813	36.9826	82.18	283 Skoog, Lars-Tony
19	38	6.19	6.1389	36.7290	81.62	984 Tilley, Chris
20	39	6.48	6.0185	36.0085	80.02	212 Osman, Mohamed Ziad
21	40	6.67	5.9970	35.8798	79.73	1042 Kraushofer, Gabriele
22	40	6.69	5.9791	35.7725	79.49	568 Heller, Joshua
23	40	6.69	5.9791	35.7725	79.49	1074 Weber, Guenther
24	44	7.39	5.9540	35.6225	79.16	331 Eidenschink, Bernhard
25	43	7.24	5.9392	35.5341	78.96	278 Roorda, Richard
26	45	7.63	5.8978	35.2861	78.41	348 Kroener, Matthias
27	44	7.47	5.8902	35.2410	78.31	980 Sera, Martina
28	37	6.30	5.8730	35.1380	78.08	1071 Neel, Lee
29	45	7.68	5.8594	35.0564	77.90	397 Gonzalez, Javier
30	37	6.54	5.6575	33.8485	75.22	85 Blum, Nicolas
31	41	7.40	5.5405	33.1488	73.66	638 Graham, Gareth
32	42	7.60	5.5263	33.0637	73.47	714 Barbizzi, Daniele
33	43	7.84	5.4847	32.8147	72.92	622 Blowers, Linda
34	41	7.48	5.4813	32.7943	72.88	276 Rooijendijk, Lucien
35	41	7.50	5.4667	32.7068	72.68	26 Minaglia, Daniel Horacio
36	41	7.50	5.4667	32.7068	72.68	995 Jones, Rebecca
37	42	7.72	5.4404	32.5498	72.33	383 Espilez, Ivan
38	37	6.84	5.4094	32.3639	71.92	931 Markessinis, Nikita
39	42	7.77	5.4054	32.3403	71.87	387 Wilda, Christian
40	41	7.63	5.3735	32.1496	71.44	647 Edwards, Phillip
41	41	7.63	5.3735	32.1496	71.44	740 Makarounas, Michail
42	45	8.38	5.3699	32.1280	71.40	208 Sparby, Frank

OPEN -- Overall Stage Results

IPSC World Shoot XVI

Printed October 10, 2011 at 22:45



Stage 29 --

	PTS	TIME	HIT FACTOR	STAGE POINTS	STAGE PERCENT	COMPETITOR # Name
43	42	7.83	5.3640	32.0925	71.32	650 Mcconachie, David
44	40	7.48	5.3476	31.9944	71.10	382 Ballesteros, Jorge
45	44	8.23	5.3463	31.9866	71.08	187 Kadenius, Jyrki
46	40	7.49	5.3405	31.9517	71.00	601 Martino, Massimo
47	42	7.87	5.3367	31.9294	70.95	918 Saiti, Naim
48	43	8.07	5.3284	31.8794	70.84	692 Pusceddu, Daniele
49	41	7.73	5.3040	31.7337	70.52	528 Oliveira Cariello, Horacio
50	42	7.95	5.2830	31.6081	70.24	44 Balbi, Martin Ernesto
51	40	7.59	5.2701	31.5307	70.07	801 Parise, Ettore
52	44	8.45	5.2071	31.1538	69.23	1123 Havlicek, Miroslav
53	43	8.29	5.1870	31.0334	68.96	196 Kosola, Vesa
54	32	6.19	5.1696	30.9297	68.73	1000 Kamenicek, Martin
55	40	7.74	5.1680	30.9197	68.71	191 Kotkatvuori, Jorma
56	40	7.75	5.1613	30.8798	68.62	742 Mazzara, Davide
57	42	8.27	5.0786	30.3850	67.52	504 Mangudadatu, Datu Pax Ali
58	40	7.92	5.0505	30.2169	67.15	730 Todaro, Giuseppe
59	44	8.75	5.0286	30.0857	66.86	797 Fristrup, Klaus
60	43	8.60	5.0000	29.9148	66.48	679 Montesanto, Francesco Paolo
61	39	7.82	4.9872	29.8383	66.31	694 Borsari, Luca
62	45	9.04	4.9779	29.7824	66.18	794 Hirano, Tetsuya
63	36	7.26	4.9587	29.6675	65.93	916 Chang, Don
64	43	8.72	4.9312	29.5031	65.56	189 Partanen, Simo
65	39	7.92	4.9242	29.4615	65.47	46 Latorre, Ariel Rodrigo
66	44	8.96	4.9107	29.3806	65.29	853 Ronsse, Jurgen
67	44	8.97	4.9052	29.3478	65.22	649 Kotsoglo, Kalan
68	44	8.99	4.8943	29.2825	65.07	566 Tarrade, Alain
69	45	9.20	4.8913	29.2645	65.03	998 Kamenicek, Miroslav
70	44	9.00	4.8889	29.2500	65.00	264 Faro, Rien
71	44	9.00	4.8889	29.2500	65.00	1108 Drakakis, Panagiotis
72	45	9.21	4.8860	29.2327	64.96	144 Johansen, Roger
73	36	7.38	4.8780	29.1851	64.86	266 Keppel, John
74	45	9.25	4.8649	29.1063	64.68	1095 CANETTA, IRENE
75	41	8.44	4.8578	29.0641	64.59	581 Cu, Sonny
76	41	8.53	4.8066	28.7575	63.91	186 Runtti, Petri
77	43	8.96	4.7991	28.7128	63.81	656 Sameshima, Kazuki
78	44	9.20	4.7826	28.6141	63.59	997 Francisco, Megan
79	44	9.28	4.7414	28.3675	63.04	234 Jacobs, Adnaan
80	43	9.08	4.7357	28.3334	62.96	284 Srijinta-Anggul, Wat
81	43	9.09	4.7305	28.3022	62.89	1066 Smith, Brian
82	42	8.90	4.7191	28.2342	62.74	1044 Kneringer, Mario
83	44	9.33	4.7160	28.2154	62.70	949 Lee, Athena
84	42	8.91	4.7138	28.2025	62.67	961 Samchek, Alan

OPEN -- Overall Stage Results**IPSC World Shoot XVI**

Printed October 10, 2011 at 22:45

**Stage 29 --**

	PTS	TIME	HIT FACTOR	STAGE POINTS	STAGE PERCENT	COMPETITOR # Name
85	42	8.93	4.7032	28.1393	62.53	214 Van Der Merwe, Kenneth
86	37	7.89	4.6895	28.0569	62.35	168 Haugli, Steinar
87	43	9.17	4.6892	28.0553	62.35	737 Gibert, Philippe
88	36	7.68	4.6875	28.0451	62.32	1143 Manzoni, Cristiano
89	36	7.69	4.6814	28.0086	62.24	680 Romani, Carlo
90	41	8.78	4.6697	27.9386	62.09	125 Sandas, Frank
91	37	7.93	4.6658	27.9154	62.03	485 Talaga, Ramil
92	42	9.01	4.6615	27.8895	61.98	534 Lim, Edwin Peter
93	42	9.01	4.6615	27.8895	61.98	551 Caplan De Araujo, Marcio Gabriel
94	42	9.05	4.6409	27.7662	61.70	804 Neel, Nicholas
95	43	9.29	4.6286	27.6929	61.54	1202 Maragoudakis, Ioannis
96	45	9.73	4.6249	27.6704	61.49	275 Rodigas, Eduard
97	44	9.52	4.6218	27.6523	61.45	1075 Volk, Franz
98	42	9.09	4.6205	27.6440	61.43	782 Bencivenni, Ivano
99	43	9.31	4.6187	27.6334	61.41	461 Angerer, Klaus
100	41	8.92	4.5964	27.5001	61.11	851 Lauwers, Marc
101	40	8.73	4.5819	27.4133	60.92	1076 Kraushofer, Roland
102	42	9.19	4.5702	27.3432	60.76	501 Lucena Ferreira, Jose Josias
103	43	9.42	4.5648	27.3107	60.69	751 Zanardi, Enzo
104	42	9.21	4.5603	27.2838	60.63	254 Keaney, Paul
105	41	9.07	4.5204	27.0453	60.10	1097 HUTTNER, ELI
106	42	9.31	4.5113	26.9908	59.98	786 De Vos, Willy
107	41	9.17	4.4711	26.7504	59.45	1110 Kavouklis, Nikolaos
108	39	8.73	4.4674	26.7280	59.40	950 Lim, Johnny
109	41	9.18	4.4662	26.7213	59.38	793 Botturi, Enri
110	41	9.24	4.4372	26.5477	58.99	327 Bettermann, Heribert
111	41	9.26	4.4276	26.4904	58.87	1012 Horejsi, Lenka
112	34	7.69	4.4213	26.4526	58.78	194 Niemela, Juha
113	44	9.96	4.4177	26.4307	58.73	648 Williams, Peter
114	42	9.51	4.4164	26.4231	58.72	1252 Chalkiopoulos, Kostas
115	43	9.74	4.4148	26.4135	58.70	624 Carey, Mark
116	41	9.29	4.4133	26.4049	58.68	193 Partanen, Pekka
117	42	9.53	4.4071	26.3677	58.59	270 Lambrechts, Johan
118	39	8.86	4.4018	26.3358	58.52	982 Eusibio, Kamille
119	43	9.79	4.3922	26.2786	58.40	195 Ovaskainen, Pentti
120	40	9.11	4.3908	26.2698	58.38	792 Boccia, Maurizio
121	41	9.34	4.3897	26.2635	58.36	1010 Ilarina, Alvin
122	40	9.13	4.3812	26.2123	58.25	300 Chantharatanachok, Nikorn
123	42	9.64	4.3568	26.0668	57.93	621 Blowers, Alain
124	40	9.24	4.3290	25.9002	57.56	1039 Sustrova, Katerina
125	41	9.57	4.2842	25.6323	56.96	642 Da Costa, Patrice
126	34	7.94	4.2821	25.6197	56.93	118 Lee, Kyrre Magnus

OPEN -- Overall Stage Results**IPSC World Shoot XVI**

Printed October 10, 2011 at 22:45

**Stage 29 --**

	PTS	TIME	HIT FACTOR	STAGE POINTS	STAGE PERCENT	COMPETITOR # Name
127	44	10.32	4.2636	25.5087	56.69	1017 Benedetto, Edwin
128	26	6.10	4.2623	25.5011	56.67	1032 Coley, Shane
129	45	10.64	4.2293	25.3039	56.23	200 Besana, Emanuele
130	40	9.50	4.2105	25.1914	55.98	778 Hansen, Johan
131	43	10.25	4.1951	25.0992	55.78	848 Polizois, Dimitrios
132	41	9.88	4.1498	24.8281	55.17	423 Haas, Peter
133	45	10.86	4.1436	24.7912	55.09	584 Hizon, Miguelito
134	37	8.93	4.1433	24.7894	55.09	1014 Yamaguchi, Hiroyoshi
135	42	10.14	4.1420	24.7815	55.07	22 Gaspar, Abel
136	44	10.71	4.1083	24.5798	54.62	1109 Madaros, Konstantinos
137	45	10.99	4.0946	24.4980	54.44	835 Nordberg, Johan
138	43	10.51	4.0913	24.4783	54.40	349 LENNERT, ADAM
139	38	9.30	4.0860	24.4465	54.33	623 Blowers, Karla
140	40	9.79	4.0858	24.4452	54.32	431 Riubrugent, Victor
141	38	9.31	4.0816	24.4202	54.27	333 Frindt, Norbert
142	43	10.55	4.0758	24.3855	54.19	61 Esposito, Antonio Hector
143	38	9.34	4.0685	24.3418	54.09	951 Abad, Reynaldo
144	44	10.82	4.0665	24.3299	54.07	616 Desagneaux, Jean-Luc
145	42	10.41	4.0346	24.1387	53.64	109 Cowen, David
146	42	10.47	4.0115	24.0004	53.33	586 Levanza, Catherine
147	43	10.74	4.0037	23.9541	53.23	626 Graham, Gina
148	42	10.50	4.0000	23.9318	53.18	391 Schneider, Franz
149	42	10.50	4.0000	23.9318	53.18	39 Halpern, Shalom
150	43	10.75	4.0000	23.9318	53.18	767 Altuna, Denis
151	33	8.27	3.9903	23.8739	53.05	1028 Manning, Blake
152	31	7.77	3.9897	23.8702	53.04	250 Sonthiniwat, Peerapong
153	43	10.79	3.9852	23.8431	52.98	634 Carroll, Lex
154	43	10.80	3.9815	23.8210	52.94	324 Mangudadatu, Mariam
155	42	10.55	3.9810	23.8184	52.93	940 Kovic, Josko
156	38	9.57	3.9707	23.7568	52.79	594 Delos Santos, Joey
157	44	11.09	3.9675	23.7376	52.75	1171 Rigtrup, Jorgen
158	42	10.60	3.9623	23.7060	52.68	459 Spies, Axel
159	42	10.65	3.9437	23.5947	52.43	563 Mangudadatu, Rubbil
160	42	10.77	3.8997	23.3319	51.85	130 Manson, Aaron P
161	39	10.04	3.8845	23.2406	51.65	929 Mackay, Wade
162	41	10.63	3.8570	23.0763	51.28	1029 Levanza-Rosales, Valerie
163	40	10.46	3.8241	22.8794	50.84	47 Gigli, Fabricio
164	41	10.79	3.7998	22.7341	50.52	188 Alenius, Jesse
165	40	10.53	3.7987	22.7273	50.51	1019 Townley, Rob
166	35	9.23	3.7920	22.6873	50.42	152 Klov, Morten
167	42	11.12	3.7770	22.5975	50.22	1031 Tanaka, Brian
168	39	10.33	3.7754	22.5881	50.20	154 Dyro, Herman

OPEN -- Overall Stage Results

IPSC World Shoot XVI

Printed October 10, 2011 at 22:45



Stage 29 --

	PTS	TIME	HIT FACTOR	STAGE POINTS	STAGE PERCENT	COMPETITOR # Name
169	41	10.87	3.7718	22.5668	50.15	398 Ballesteros, Lorena
170	34	9.05	3.7569	22.4774	49.95	358 Loch, Marijan
171	33	8.79	3.7543	22.4616	49.91	1054 Jarrett, Todd
172	40	10.68	3.7453	22.4081	49.80	612 Tan, Mary Grace
173	33	8.82	3.7415	22.3852	49.74	145 Menachem, Hemi
174	43	11.51	3.7359	22.3516	49.67	303 Johnson, Anthony
175	40	10.72	3.7313	22.3245	49.61	20 Schoeman, Daniel
176	39	10.54	3.7002	22.1381	49.20	500 Stevenson Carvalho, Joao Carlos
177	30	8.12	3.6946	22.1045	49.12	124 Johansen, Are
178	39	10.60	3.6792	22.0128	48.92	966 Silva, Jose
179	42	11.45	3.6681	21.9462	48.77	171 Montgomery, Hanlie
180	39	10.67	3.6551	21.8683	48.60	111 Greenway, Steve
181	33	9.06	3.6424	21.7922	48.43	54 Van Den Berg, Jan Fouche
182	44	12.14	3.6244	21.6845	48.19	64 Zarzif, Nachum Jonatan
183	28	7.76	3.6082	21.5880	47.97	685 Quertinier, Stephane
184	43	11.93	3.6044	21.5647	47.92	1056 Fessas, Dimitrios
185	29	8.05	3.6025	21.5535	47.90	556 Agustin, Kenneth Ray
186	42	11.68	3.5959	21.5140	47.81	1162 Babouris, Vasileios
187	32	8.95	3.5754	21.3916	47.54	555 Heller, Jessey
188	40	11.28	3.5461	21.2162	47.15	713 Ravizzini, Paolo Andrea
189	43	12.13	3.5449	21.2092	47.13	1052 Chung, Lily
190	26	7.34	3.5422	21.1930	47.10	1040 Arredondo, Ralph
191	31	8.76	3.5388	21.1726	47.05	829 Pedersen, Frants Bo
192	42	11.88	3.5354	21.1519	47.00	93 SHAPIRA, TAL
193	32	9.07	3.5281	21.1085	46.91	691 Ascioti, Giuseppe
194	37	10.52	3.5171	21.0427	46.76	543 Ladroma, Nolito
195	33	9.42	3.5032	20.9594	46.58	943 Szackas, Alex
196	29	8.28	3.5024	20.9548	46.57	583 Cuyong, Lydia Abigail
197	31	8.89	3.4871	20.8629	46.36	741 Ricci, Niccolo'
198	37	10.64	3.4774	20.8054	46.23	326 Baumgaertner, Agnes
199	42	12.10	3.4711	20.7673	46.15	310 Ngan, Man Lai Emily
200	27	7.79	3.4660	20.7368	46.08	798 Schieck, Peter
201	40	11.57	3.4572	20.6844	45.97	645 Docwra, Ray
202	27	7.83	3.4483	20.6309	45.85	959 Runions, Ivan
203	42	12.24	3.4314	20.5297	45.62	385 Weuster, Frank
204	32	9.36	3.4188	20.4545	45.45	639 Hagiantoniou, Paul
205	42	12.30	3.4146	20.4296	45.40	1265 Mangudatu, Suharto
206	40	11.73	3.4101	20.4022	45.34	1023 Korondan, Attila
207	33	9.71	3.3986	20.3334	45.19	140 Wiel, Elisabeth
208	40	11.84	3.3784	20.2127	44.92	989 FUCHS, ANTON
209	41	12.25	3.3469	20.0246	44.50	219 Van Den Berg, Ets
210	40	12.01	3.3306	19.9266	44.28	388 Winkler, Oliver

OPEN -- Overall Stage Results**IPSC World Shoot XVI**

Printed October 10, 2011 at 22:45

**Stage 29 --**

	PTS	TIME	HIT FACTOR	STAGE POINTS	STAGE PERCENT	COMPETITOR # Name
211	26	7.82	3.3248	19.8922	44.20	393 Thurner, Helmut
212	30	9.04	3.3186	19.8549	44.12	371 Schaefer, Hans-Peter
213	32	9.73	3.2888	19.6767	43.73	1067 Pelissier, Michael
214	28	8.54	3.2787	19.6162	43.59	1107 Kalogerakis, George
215	30	9.22	3.2538	19.4673	43.26	380 Kobler, Wolfgang
216	25	7.74	3.2300	19.3248	42.94	240 Arthur, Justin
217	29	8.99	3.2258	19.2999	42.89	696 Rovey, Maurizio
218	34	10.67	3.1865	19.0647	42.37	454 Kwan, Billy
219	33	10.41	3.1700	18.9661	42.15	282 Sirison, Sasavat
220	34	10.75	3.1628	18.9228	42.05	1060 Harrison, Jessica
221	44	14.05	3.1317	18.7367	41.64	36 Montgomery, Hubert Thomas
222	31	9.90	3.1313	18.7345	41.63	460 Schraner, Remo
223	28	8.95	3.1285	18.7176	41.59	48 Rigueira, Jorge Omar
224	43	13.91	3.0913	18.4951	41.10	872 Hansen, Fred
225	27	8.84	3.0543	18.2737	40.61	938 Koch, Frank
226	25	8.19	3.0525	18.2630	40.58	1068 Brister, Johnny
227	41	13.49	3.0393	18.1839	40.41	1153 Savidis, Ioannis
228	28	9.27	3.0205	18.0715	40.16	51 Belletti, Carlo
229	27	8.94	3.0201	18.0693	40.15	94 Glik, Zvi
230	28	9.32	3.0043	17.9745	39.94	481 Silva Oliveira, Demetrius
231	30	9.99	3.0030	17.9668	39.93	620 Blackaller, David
232	42	14.07	2.9851	17.8596	39.69	400 Barros, Cristina
233	28	9.41	2.9756	17.8026	39.56	23 Larranaga Leone, Omar
234	41	13.80	2.9710	17.7754	39.50	365 Schrader, Heiko
235	41	13.81	2.9689	17.7626	39.47	894 Meimaridis, George
236	23	7.76	2.9639	17.7330	39.41	268 Kisters, Rob
237	25	8.45	2.9586	17.7010	39.34	1172 Gerencser, Miklos
238	41	13.89	2.9518	17.6603	39.25	1168 Tsernat-Korboy, Dorothea
239	31	10.53	2.9440	17.6136	39.14	826 Hazan, Albert
240	31	10.64	2.9135	17.4315	38.74	390 Nuernberg, Philipp
241	44	15.14	2.9062	17.3877	38.64	895 Delikostidis, Efrem
242	26	9.03	2.8793	17.2267	38.28	1041 Hasenkopf, Notburga
243	35	12.24	2.8595	17.1081	38.02	670 Sabe, Jose Guilherme
244	31	10.88	2.8493	17.0470	37.88	134 Skotte, Eddy
245	24	8.53	2.8136	16.8336	37.41	1043 Steurer, Margit
246	39	13.87	2.8118	16.8230	37.38	192 Kajasranta-Alenius, Jaana
247	33	11.75	2.8085	16.8032	37.34	1113 Liberti, Giovanni Furio
248	26	9.35	2.7807	16.6371	36.97	946 SEBO, ROBIN
249	33	11.89	2.7754	16.6053	36.90	72 Heldaas, Bjorn
250	25	9.09	2.7503	16.4548	36.57	1116 Clausen, Torsten
251	31	11.32	2.7385	16.3844	36.41	1144 Bortot, Roberto
252	33	12.08	2.7318	16.3442	36.32	999 Miculek, Kay

OPEN -- Overall Stage Results**IPSC World Shoot XVI**

Printed October 10, 2011 at 22:45

**Stage 29 --**

	PTS	TIME	HIT FACTOR	STAGE POINTS	STAGE PERCENT	COMPETITOR # Name
253	27	9.92	2.7218	16.2843	36.19	608 Ramos, Angela Mariz
254	29	10.68	2.7154	16.2458	36.10	215 Bouwer, Pieter
255	32	11.83	2.7050	16.1838	35.96	203 Christiansen, Anders
256	31	11.47	2.7027	16.1701	35.93	596 Wallin, Joakim
257	40	14.83	2.6972	16.1374	35.86	1038 Vidanes, Claudia
258	43	15.98	2.6909	16.0993	35.78	913 Breslawski, Joseph
259	32	11.97	2.6734	15.9945	35.54	661 Vardanega, Paul
260	22	8.25	2.6667	15.9545	35.45	399 Fernandez, Pilar
261	27	10.42	2.5912	15.5029	34.45	941 Lalonde, Bruce
262	24	9.40	2.5532	15.2756	33.95	408 Glas, Thomas
263	30	11.95	2.5105	15.0200	33.38	942 Sousa, Fernando
264	30	11.98	2.5042	14.9824	33.29	1027 Ramirez, Robert
265	34	13.60	2.5000	14.9574	33.24	1079 Ramirez, Ericka
266	23	9.33	2.4652	14.7490	32.78	2 Gastelumendi Schunk, Mario Sebastian
267	26	10.59	2.4551	14.6890	32.64	77 Dagan, Yael
268	18	7.49	2.4032	14.3783	31.95	1057 Tyrakis, Ioannis
269	29	12.14	2.3888	14.2921	31.76	750 Fromajot, Philippe
270	29	12.22	2.3732	14.1985	31.55	540 Fontanilla, Bayani Jr
271	25	10.58	2.3629	14.1374	31.42	132 Harris, John
272	25	10.59	2.3607	14.1241	31.39	133 Bishop, Brian
273	28	11.90	2.3529	14.0775	31.28	808 Mondaca, Miguel
274	25	10.67	2.3430	14.0182	31.15	930 Markessinis, Tommy
275	28	12.20	2.2951	13.7314	30.51	330 Ebenhoeh, Julia
276	22	9.61	2.2893	13.6967	30.44	739 Yang, Christopher
277	44	19.31	2.2786	13.6328	30.30	435 Tsuzmarova, Jelena
278	40	17.78	2.2497	13.4600	29.91	580 Coseteng, Evelyn Jean
279	17	7.69	2.2107	13.2263	29.39	954 Pellicori, Stephen
280	30	13.61	2.2043	13.1880	29.31	689 Perruccino, Patrizia
281	16	7.45	2.1477	12.8493	28.55	198 Solberg, Bjorn Richard
282	23	10.81	2.1277	12.7297	28.29	560 Morales, Agustin
283	25	11.86	2.1079	12.6116	28.03	131 Yeung, Danny Tai Chow
284	26	12.51	2.0783	12.4346	27.63	635 Clark, Graeme
285	43	20.72	2.0753	12.4164	27.59	309 Mak, Kam Sing
286	32	15.42	2.0752	12.4160	27.59	360 Mueller, Kerstin
287	44	21.30	2.0657	12.3592	27.46	311 Ballesteros, Juan Carlos
288	40	19.50	2.0513	12.2727	27.27	1078 Francisco, Ronald
289	42	20.51	2.0478	12.2518	27.23	45 Tripoli, Martin Horacio
290	25	12.35	2.0243	12.1112	26.91	511 Gino, Edcel John
291	21	10.38	2.0231	12.1042	26.90	571 Tuan, Keo Dale
292	19	9.43	2.0148	12.0547	26.79	827 Bouchoucha, Marc
293	27	13.46	2.0059	12.0015	26.67	37 Dadamia, Goolam
294	27	13.94	1.9369	11.5882	25.75	565 Mangudadatu, Datu Muhaimin

OPEN -- Overall Stage Results**IPSC World Shoot XVI**

Printed October 10, 2011 at 22:45

**Stage 29 --**

	PTS	TIME	HIT FACTOR	STAGE POINTS	STAGE PERCENT	COMPETITOR # Name
295	33	17.11	1.9287	11.5393	25.64	407 Gallenbach, Heinz
296	20	10.42	1.9194	11.4836	25.52	244 Murdock, Lesgar
297	22	11.60	1.8966	11.3470	25.22	579 Cheesman, Enrique
298	27	14.30	1.8881	11.2965	25.10	1237 Ullmann, Josef
299	21	11.14	1.8851	11.2785	25.06	893 Kakoyiannis, Efstathios
300	17	9.07	1.8743	11.2139	24.92	768 Balesi, Daniel
301	14	7.47	1.8742	11.2130	24.92	498 Mangudadatu, Suharto Al Wali
302	27	14.59	1.8506	11.0720	24.60	272 Van Noord, Desiree
303	29	15.77	1.8389	11.0023	24.45	897 Saxoni, Dimitra
304	24	13.48	1.7804	10.6521	23.67	425 Zanardi, Anna Maria
305	11	6.36	1.7296	10.3479	23.00	602 D'agostino, Marcello
306	25	14.50	1.7241	10.3154	22.92	657 Motonari, Shinji
307	23	13.69	1.6801	10.0517	22.34	259 Tang, Kam Tim
308	18	10.74	1.6760	10.0273	22.28	738 Obriot, Thierry
309	16	9.64	1.6598	9.9302	22.07	575 Barcelona, Ronaldo
310	18	10.91	1.6499	9.8711	21.94	610 Santos, Rald Abel
311	26	16.01	1.6240	9.7162	21.59	434 Belyshev, Sergei
312	31	19.24	1.6112	9.6399	21.42	925 Gould, Dianne
313	23	14.39	1.5983	9.5627	21.25	771 Andersen, Tim
314	19	11.93	1.5926	9.5286	21.17	591 Panganiban, Carlos
315	16	10.19	1.5702	9.3942	20.88	546 Gonzaga, Fernando
316	27	17.72	1.5237	9.1162	20.26	279 Sasabone, John
317	18	12.18	1.4778	8.8418	19.65	952 Mchugh, Bernie
318	16	10.93	1.4639	8.7582	19.46	263 Drummen, Maurice
319	17	11.69	1.4542	8.7006	19.33	389 Lindenmayer, Christian
320	15	10.51	1.4272	8.5389	18.98	1024 Puskas, Geza
321	13	9.11	1.4270	8.5377	18.97	898 Bergele, Konstantina
322	14	9.97	1.4042	8.4013	18.67	779 Hansen, John Westgard
323	17	12.21	1.3923	8.3301	18.51	367 Falco De Souza, Daniel
324	16	12.05	1.3278	7.9442	17.65	342 Henking, Mathias
325	23	17.86	1.2878	7.7048	17.12	748 Desaugere, Jean-Francois
326	17	13.59	1.2509	7.4842	16.63	345 Knapstein, Paul
327	12	9.67	1.2410	7.4246	16.50	392 Schulte, Andreas
328	25	20.85	1.1990	7.1738	15.94	1195 Kelesis, Dimitrios
329	22	18.46	1.1918	7.1303	15.85	1084 Neonakis, Nikolaos
330	26	22.02	1.1807	7.0643	15.70	1058 Clark, Debra
331	18	15.92	1.1307	6.7646	15.03	174 Kreuzer, Kurt
332	13	11.96	1.0870	6.5032	14.45	926 Gould, Jon
333	14	14.14	0.9901	5.9237	13.16	363 Remek, Claudia
334	12	12.94	0.9274	5.5483	12.33	1141 Savelidis, Haralambos
335	13	14.35	0.9059	5.4201	12.04	900 KARCHEV, DANIIL
336	14	16.23	0.8626	5.1609	11.47	1152 Mavilidi, Aggeliki

OPEN -- Overall Stage Results**IPSC World Shoot XVI**

Printed October 10, 2011 at 22:45

**Stage 29 --**

	PTS	TIME	HIT FACTOR	STAGE POINTS	STAGE PERCENT	COMPETITOR # Name
337	16	20.03	0.7988	4.7792	10.62	587 Navato, Janice
338	11	15.23	0.7223	4.3212	9.60	243 RAM, DAVID
339	12	20.37	0.5891	3.5246	7.83	96 Monteiro, Emerico
340	6	10.56	0.5682	3.3994	7.55	646 Dwyer, Bernie
341	9	19.35	0.4651	2.7828	6.18	614 Anderson, Natalie
342	12	25.97	0.4621	2.7646	6.14	935 Li, Qing
343	4	8.98	0.4454	2.6650	5.92	213 Gogos, Alexandros
344	12	33.96	0.3534	2.1141	4.70	1160 Orfanaki, Irene
345	3	8.93	0.3359	2.0100	4.47	1254 Kartapanis, Ioannis
346	3	9.79	0.3064	1.8334	4.07	163 Ally, Hishaam
347	3	13.71	0.2188	1.3092	2.91	202 Haarberg, Stephen Alexand
348	4	19.57	0.2044	1.2229	2.72	164 Biermann, Alexis
349	0	18.60	0.0000	0.0000	0.00	115 Sanders, Robert
350	0	19.82	0.0000	0.0000	0.00	564 Mangudadatu, Datu Yassin
351	0	0.00	0.0000	0.0000	0.00	255 Saaiman, Jan Andries
352	0	12.35	0.0000	0.0000	0.00	605 Christovasilis, Dimitrios
353	0	0.00	0.0000	0.0000	0.00	25 Anastasiou, John
354	0	8.95	0.0000	0.0000	0.00	384 Metzner, Michael
355	0	0.00	0.0000	0.0000	0.00	190 Suominen, Jukka
356	0	14.97	0.0000	0.0000	0.00	896 Fotopoulou, Marianna
357	0	0.00	0.0000	0.0000	0.00	948 Baraoidan, Norberto
358	0	10.69	0.0000	0.0000	0.00	1126 Bonomi, Cristian
359	0	0.00	0.0000	0.0000	0.00	1201 Mantzaridis, Christos
360	0	12.12	0.0000	0.0000	0.00	933 Moore, Barry
361	0	24.25	0.0000	0.0000	0.00	1209 Saouridou, Eleonora
362	0	22.09	0.0000	0.0000	0.00	1224 Haritos, Ioannis
363	0	0.00	0.0000	0.0000	0.00	936 Wolf, Michael
364	0	14.12	0.0000	0.0000	0.00	695 MASSA, STEFANO

STANDARD -- Overall Stage Results

IPSC World Shoot XVI

Printed October 10, 2011 at 22:45




Stage 29 --

	PTS	TIME	HIT FACTOR	STAGE POINTS	STAGE PERCENT	COMPETITOR # Name
1	42	6.31	6.6561	45.0000	100.00	401 Jaime, Juan Carlos
2	42	6.77	6.2038	41.9424	93.21	495 Maia Saldanha Junior, Jaime Roberto
3	41	6.98	5.8739	39.7119	88.25	831 JENSEN, RALF K
4	43	7.64	5.6283	38.0511	84.56	683 Santarcangelo, Adriano Ciro
5	43	7.69	5.5917	37.8037	84.01	915 Burrell, Michael
6	43	7.69	5.5917	37.8037	84.01	762 Boit, Julien
7	43	7.86	5.4707	36.9861	82.19	542 Gotamco, Jon Christopher
8	40	7.66	5.2219	35.3040	78.45	148 Syversen, Lars
9	38	7.40	5.1351	34.7172	77.15	1047 Sweeney, Matthew
10	44	8.70	5.0575	34.1921	75.98	477 Nogueira Sette Bicalho, Carlos Eduardo
11	40	7.92	5.0505	34.1450	75.88	209 Peacock, Justin James
12	41	8.17	5.0184	33.9277	75.39	288 Henriques, Orville
13	44	8.87	4.9605	33.5368	74.53	197 Honkaselka, Raine
14	43	8.73	4.9255	33.3002	74.00	1018 Butler, Taran
15	39	7.93	4.9180	33.2494	73.89	10 Roitman, Patricio
16	42	8.56	4.9065	33.1717	73.71	297 Andersson, Robert
17	41	8.39	4.8868	33.0381	73.42	658 Batki, Gyorgy
18	45	9.22	4.8807	32.9970	73.33	816 Davoli, Fabio
19	43	9.03	4.7619	32.1939	71.54	220 Ruohonen, Tony
20	44	9.26	4.7516	32.1243	71.39	355 Damm, Oliver
21	43	9.08	4.7357	32.0166	71.15	1037 Richman, Mark
22	42	8.97	4.6823	31.6555	70.35	9 Baigorria, Jorge Orlando
23	39	8.34	4.6763	31.6149	70.26	120 Aarebraat, Per Arild
24	41	8.77	4.6750	31.6065	70.24	406 Schuetz, Michael
25	43	9.21	4.6688	31.5647	70.14	1013 Podlesak, Roman
26	37	8.00	4.6250	31.2683	69.49	1009 Bragg, Emanuel
27	42	9.10	4.6154	31.2033	69.34	996 Puente, Ted
28	42	9.10	4.6154	31.2033	69.34	986 Liehne, Zdenek
29	45	9.83	4.5778	30.9494	68.78	1243 Sioda, Geno Wieslaw
30	41	9.11	4.5005	30.4269	67.62	5 Kaufmanis, Eriks
31	42	9.40	4.4681	30.2074	67.13	1006 Widla, Radoslaw
32	40	8.98	4.4543	30.1145	66.92	693 Montera, Paolo
33	43	9.66	4.4513	30.0943	66.88	711 Forlani, Dario
34	45	10.34	4.3520	29.4228	65.38	684 Simula, Salvatore
35	40	9.24	4.3290	29.2672	65.04	308 Jereb, Uros
36	38	8.80	4.3182	29.1940	64.88	1045 Stranz, Juergen
37	43	9.96	4.3173	29.1878	64.86	811 Madsen, Bo Stampe
38	45	10.44	4.3103	29.1410	64.76	1087 Papagrigoriou, Evangelos
39	37	8.60	4.3023	29.0868	64.64	699 Bragagnolo, Max
40	38	8.84	4.2986	29.0619	64.58	527 Domingues Oliveira, Lucimar
41	45	10.48	4.2939	29.0298	64.51	416 Cases, Antonio
42	42	9.80	4.2857	28.9745	64.39	117 Ciesielski, Marcin

STANDARD -- Overall Stage Results

IPSC World Shoot XVI

Printed October 10, 2011 at 22:45




Stage 29 --

	PTS	TIME	HIT FACTOR	STAGE POINTS	STAGE PERCENT	COMPETITOR # Name
43	40	9.41	4.2508	28.7384	63.86	796 Birkjaer, Ulrik
44	45	10.61	4.2413	28.6741	63.72	669 Pedlow, Andrew
45	44	10.50	4.1905	28.3306	62.96	726 Sklavis, Alexandros
46	43	10.30	4.1748	28.2243	62.72	414 Ganan, Manuel
47	44	10.66	4.1276	27.9054	62.01	764 Gerard, Joel
48	43	10.49	4.0991	27.7131	61.58	1104 Roumeliotakis, Konstantinos
49	44	10.78	4.0816	27.5948	61.32	211 Patzen, Heinrich
50	42	10.30	4.0777	27.5680	61.26	491 Zander Lima, Igor
51	42	10.46	4.0153	27.1463	60.33	576 Bernabe, Joseph
52	42	10.47	4.0115	27.1203	60.27	812 Di Prospero, Mauro
53	29	7.23	4.0111	27.1177	60.26	1015 MIGUEZ, BLAKE
54	43	10.84	3.9668	26.8183	59.60	89 Bratushkins, Arturs
55	41	10.34	3.9652	26.8075	59.57	112 Cumming, David
56	37	9.37	3.9488	26.6965	59.33	258 Kaewmuangpet, Narongsak
57	43	10.90	3.9450	26.6707	59.27	230 Poikonen, Kristian
58	41	10.48	3.9122	26.4494	58.78	229 Borgstrom, Stefan
59	41	10.48	3.9122	26.4494	58.78	1005 Madajewski, Leszek
60	41	10.52	3.8973	26.3488	58.55	221 Kuisma, Mikko
61	44	11.29	3.8973	26.3482	58.55	13 Zaworski, Radoslaw
62	41	10.58	3.8752	26.1994	58.22	52 De Wet, Jacobus
63	30	7.76	3.8660	26.1368	58.08	396 Astroth, Marcus
64	42	10.92	3.8462	26.0027	57.78	379 Dose, Klaus-Peter
65	33	8.59	3.8417	25.9725	57.72	343 Jakob, Herbert
66	41	10.71	3.8282	25.8814	57.51	18 Van Straaten, Andre Stefaan
67	37	9.70	3.8144	25.7883	57.31	245 Backstrom, Mats O
68	40	10.49	3.8132	25.7797	57.29	496 Maia Saldanha, Jaime Roberto
69	40	10.52	3.8023	25.7061	57.12	415 Cervera, Manuel
70	39	10.27	3.7975	25.6736	57.05	702 Comert, Ergun
71	43	11.39	3.7752	25.5233	56.72	775 Bettoni, Leonardo
72	41	10.87	3.7718	25.5004	56.67	924 Gagnon, Miguel
73	30	7.96	3.7688	25.4801	56.62	453 Rivera, Edward
74	28	7.47	3.7483	25.3414	56.31	558 Dionisio, Jethro
75	44	11.94	3.6851	24.9139	55.36	526 Abdul Nibi, Henrique
76	42	11.55	3.6364	24.5844	54.63	146 Kolia, Muhammed
77	39	10.76	3.6245	24.5044	54.45	1004 Gawenda, Boguslaw
78	43	11.91	3.6104	24.4090	54.24	105 Thompson, David
79	42	11.64	3.6082	24.3943	54.21	65 Friendship, Paul Gary
80	39	10.92	3.5714	24.1454	53.66	224 Marjoniemi, Esa
81	36	10.11	3.5608	24.0738	53.50	850 Cifuentes, Edwin
82	26	7.33	3.5471	23.9807	53.29	983 ZNAMENACEK, PETR
83	35	9.87	3.5461	23.9742	53.28	533 Belarmino, Benjamin Jr
84	42	11.86	3.5413	23.9418	53.20	1070 Miguez, Steve

STANDARD -- Overall Stage Results

IPSC World Shoot XVI

Printed October 10, 2011 at 22:45



Stage 29 --

	PTS	TIME	HIT FACTOR	STAGE POINTS	STAGE PERCENT	COMPETITOR # Name
85	37	10.49	3.5272	23.8462	52.99	572 Yao, Eduardo
86	42	11.92	3.5235	23.8213	52.94	653 Woodhouse, Robert
87	43	12.24	3.5131	23.7509	52.78	1112 Turkova, Eva
88	44	12.62	3.4865	23.5714	52.38	253 Barentsen, Sasja
89	42	12.11	3.4682	23.4476	52.11	468 Kressibucher, Peter
90	35	10.23	3.4213	23.1305	51.40	518 Guimaraes Ferreira, Mauro Thompson
91	39	11.40	3.4211	23.1288	51.40	314 Van Uitert, John
92	42	12.29	3.4174	23.1042	51.34	783 Kuveljic, Dusan
93	41	12.07	3.3969	22.9651	51.03	615 Barnes, Michael
94	40	11.82	3.3841	22.8789	50.84	806 Munson, Lisa
95	43	12.78	3.3646	22.7473	50.55	443 Gepperth, Friedrich
96	30	8.97	3.3445	22.6111	50.25	725 D'alessandro, Mauro
97	32	9.64	3.3195	22.4422	49.87	292 Buono, Mauricio
98	30	9.07	3.3076	22.3618	49.69	231 Dahl, Mikael
99	41	12.43	3.2985	22.3000	49.56	728 Caroselli, Alberto
100	40	12.13	3.2976	22.2942	49.54	505 Macedo Filho, Edmundo Souza
101	34	10.35	3.2850	22.2091	49.35	776 Ostling, Mikael
102	35	10.66	3.2833	22.1975	49.33	1118 Syrogiannis, Alexandros
103	34	10.38	3.2755	22.1449	49.21	784 Gomez, Estuardo
104	39	11.95	3.2636	22.0643	49.03	322 Holzapfel, Thomas Christia
105	43	13.24	3.2477	21.9570	48.79	92 Monastirsky, Evgeny
106	39	12.05	3.2365	21.8812	48.62	569 Mercader, Azurphanipal
107	44	13.73	3.2047	21.6658	48.15	98 Adam, Robert
108	40	12.56	3.1847	21.5309	47.85	637 Giles, Claire
109	33	10.38	3.1792	21.4936	47.76	1002 Tomasie, Travis
110	43	13.62	3.1571	21.3444	47.43	864 Margodt, Steve
111	41	13.03	3.1466	21.2732	47.27	920 Gruber, Birgit
112	44	13.99	3.1451	21.2631	47.25	403 Mohr, Uwe
113	42	13.40	3.1343	21.1903	47.09	227 Alenius, Jouni
114	28	9.00	3.1111	21.0333	46.74	424 Kuenzler, Oliver
115	32	10.43	3.0681	20.7424	46.09	402 Midgley, Gregory
116	33	10.92	3.0220	20.4307	45.40	1101 Sandberg, Jens
117	41	13.61	3.0125	20.3666	45.26	516 Kastell, Peter
118	27	8.98	3.0067	20.3273	45.17	559 Martin, Wilfredo Jr
119	29	9.69	2.9928	20.2333	44.96	664 Buzzachera, Mafaldo
120	36	12.07	2.9826	20.1645	44.81	632 Fitzgerald, John
121	44	14.86	2.9610	20.0183	44.49	354 Jose Vaghi, Antonio
122	44	14.94	2.9451	19.9111	44.25	789 Correia, Paulo
123	39	13.38	2.9148	19.7061	43.79	1063 Nonaka, Tori
124	31	10.64	2.9135	19.6976	43.77	1022 Szaszi, Csaba
125	40	13.75	2.9091	19.6675	43.71	1130 Zaharioudakis, Mihail
126	41	14.25	2.8772	19.4519	43.23	1088 Papadopoulos, Georgios

STANDARD -- Overall Stage Results

IPSC World Shoot XVI

Printed October 10, 2011 at 22:45



Stage 29 --

	PTS	TIME	HIT FACTOR	STAGE POINTS	STAGE PERCENT	COMPETITOR # Name
127	32	11.18	2.8623	19.3509	43.00	210 Engelbrecht, Hermanus
128	45	15.74	2.8590	19.3286	42.95	617 Sabakova, Petra
129	38	13.31	2.8550	19.3018	42.89	87 Mihajlovic, Zoran
130	34	12.00	2.8333	19.1554	42.57	11 Pastor, Federico
131	34	12.02	2.8286	19.1235	42.50	41 Costa, Luis
132	28	9.93	2.8197	19.0634	42.36	828 Hansen, Gert Erling
133	35	12.45	2.8112	19.0060	42.24	104 Chan, Mario
134	44	15.72	2.7990	18.9231	42.05	489 Faci, Caroline
135	33	11.81	2.7942	18.8911	41.98	800 Djukovic, Marko
136	27	9.74	2.7721	18.7412	41.65	313 Slim, Marcel
137	25	9.02	2.7716	18.7381	41.64	589 Ongpauco, Tyrone
138	33	11.91	2.7708	18.7325	41.63	769 Beaunier, Francois
139	28	10.12	2.7668	18.7055	41.57	232 Lento, Mika
140	41	15.16	2.7045	18.2843	40.63	222 Keskivali, Tiia
141	29	10.74	2.7002	18.2552	40.57	102 Kjelvei, Olav Robert
142	40	14.83	2.6972	18.2352	40.52	545 Gonzaga, Jannette
143	30	11.13	2.6954	18.2229	40.50	274 Plagge, Alexander
144	44	16.43	2.6780	18.1054	40.23	150 Evesque, Michel
145	24	8.99	2.6696	18.0486	40.11	247 Lindstedt, Lars
146	28	10.49	2.6692	18.0458	40.10	752 Bettarini, Varo
147	32	12.00	2.6667	18.0286	40.06	625 Carey, Peter
148	37	13.91	2.6600	17.9832	39.96	328 Burkhart, Helmut
149	28	10.55	2.6540	17.9431	39.87	34 Viljoen, Enrico Pierre
150	40	15.08	2.6525	17.9329	39.85	482 Spatoulas, Ioannis
151	32	12.18	2.6273	17.7621	39.47	62 Rolls, Kevin Keith
152	35	13.39	2.6139	17.6718	39.27	15 Gromov, Andrej
153	41	15.71	2.6098	17.6441	39.21	1094 Zarubova, Marketa
154	27	10.40	2.5962	17.5519	39.00	688 Bergami, Davide
155	35	13.55	2.5830	17.4631	38.81	158 Nakling, Hilde
156	31	12.07	2.5684	17.3639	38.59	27 Gini, Sebastian Pedro
157	31	12.17	2.5472	17.2212	38.27	14 Siuniakou, Andrei
158	27	10.62	2.5424	17.1883	38.20	1102 Poutoglidis, Georgios
159	34	13.41	2.5354	17.1413	38.09	1007 Burzec, Wieslaw
160	34	13.45	2.5279	17.0903	37.98	38 Maidwell, Troy Robert
161	28	11.09	2.5248	17.0694	37.93	113 Mant, Patrick
162	31	12.34	2.5122	16.9840	37.74	880 Keehart, Deborah
163	26	10.44	2.4904	16.8370	37.42	116 Birketvedt, Espen
164	26	10.49	2.4786	16.7568	37.24	394 Mangarov, Dimitar
165	30	12.13	2.4732	16.7206	37.16	1003 Koput, Jurand
166	32	13.01	2.4596	16.6290	36.95	595 Aronis, Themistoklis
167	41	16.68	2.4580	16.6181	36.93	1120 Tsiavos, Themistoklis
168	33	13.43	2.4572	16.6123	36.92	830 Wolff, Ebbe

STANDARD -- Overall Stage Results

IPSC World Shoot XVI

Printed October 10, 2011 at 22:45




Stage 29 --

	PTS	TIME	HIT FACTOR	STAGE POINTS	STAGE PERCENT	COMPETITOR # Name
169	26	10.68	2.4345	16.4587	36.57	1279 Muhlbacher, Hubert
170	29	11.95	2.4268	16.4068	36.46	536 Bastian, Reynante
171	25	10.32	2.4225	16.3777	36.39	166 Ostgaard, Haavard
172	32	13.38	2.3916	16.1691	35.93	135 Nordgaard, Tor Olav
173	35	14.68	2.3842	16.1189	35.82	317 Wigchert, Frank
174	39	16.41	2.3766	16.0675	35.71	871 Hansen, Sean
175	43	18.19	2.3639	15.9819	35.52	964 Sicotte, Pascal
176	28	12.15	2.3045	15.5802	34.62	88 Johansen, Olaf Nikolai
177	31	13.48	2.2997	15.5476	34.55	877 Fisher, Randy
178	38	16.56	2.2947	15.5137	34.47	1167 Giannakos, Konstantinos
179	27	12.13	2.2259	15.0486	33.44	1184 Efthimiou, Christos
180	27	12.26	2.2023	14.8890	33.09	1257 Ballesteros, Antonio Oribe
181	26	11.86	2.1922	14.8211	32.94	849 Botticelli, Alessandro
182	42	19.34	2.1717	14.6820	32.63	129 Weber, Nick
183	32	15.01	2.1319	14.4132	32.03	156 Thorstensen, Christopher
184	26	12.23	2.1259	14.3727	31.94	170 Karamitsos, Efthymios
185	26	12.36	2.1036	14.2216	31.60	378 Tutschke, Petra
186	26	12.37	2.1019	14.2101	31.58	251 Cheng, Tat Nang
187	31	14.80	2.0946	14.1610	31.47	553 Teixeira, Nilton Pita
188	27	13.00	2.0769	14.0415	31.20	921 Strasser, Elisabeth
189	22	10.68	2.0599	13.9266	30.95	1025 Zils, Jevgenij
190	27	13.13	2.0564	13.9025	30.89	666 Franca Filho, Silvio
191	27	13.37	2.0194	13.6529	30.34	1077 Post, Gottfried
192	24	12.02	1.9967	13.4989	30.00	142 Selven, Lasse Strand
193	29	15.03	1.9295	13.0446	28.99	909 Garaev, Albert
194	34	17.65	1.9263	13.0235	28.94	370 Rogmann, Juergen
195	23	12.44	1.8489	12.4997	27.78	1048 Lim, Julian
196	23	12.48	1.8429	12.4596	27.69	101 Maidwell, Tara Louise
197	19	10.36	1.8340	12.3990	27.55	55 Kay, Ian Lawrence
198	30	16.38	1.8315	12.3823	27.52	609 Roque, Mary Cristy
199	25	13.71	1.8235	12.3281	27.40	430 Fernandez, Enrique
200	30	16.50	1.8182	12.2922	27.32	636 Dawson, Peter
201	30	16.60	1.8072	12.2182	27.15	100 Redford, Melvyn
202	28	15.80	1.7722	11.9810	26.62	457 Mihtiev, Krasimir
203	24	13.71	1.7505	11.8349	26.30	249 Quinn, Paddy
204	30	17.63	1.7016	11.5043	25.57	136 Fremstad, Jon Terje
205	21	12.39	1.6949	11.4588	25.46	216 Du Toit, Cecilia
206	28	16.67	1.6797	11.3557	25.23	1281 Gospodin, Zhelev
207	24	14.34	1.6736	11.3150	25.14	63 Fischer, Johanna Sophia
208	22	13.34	1.6492	11.1496	24.78	1253 O'Donovan, Sean
209	20	12.20	1.6393	11.0831	24.63	1096 PESCE, FABRIZIO
210	26	15.88	1.6373	11.0692	24.60	525 Liongos, Christos

STANDARD -- Overall Stage Results

IPSC World Shoot XVI

Printed October 10, 2011 at 22:45




Stage 29 --

	PTS	TIME	HIT FACTOR	STAGE POINTS	STAGE PERCENT	COMPETITOR # Name
211	27	16.53	1.6334	11.0429	24.54	766 Weber, Didier
212	39	23.93	1.6298	11.0183	24.49	122 Tessem, Terje
213	26	16.15	1.6099	10.8841	24.19	40 Silva, Manuel
214	23	14.33	1.6050	10.8511	24.11	802 Duvivier, Cedric
215	17	10.71	1.5873	10.7313	23.85	1083 Tiberi, Marco
216	28	17.90	1.5642	10.5754	23.50	476 Grilli, Cassio
217	32	20.55	1.5572	10.5276	23.39	439 Rieber, Albert
218	26	16.70	1.5569	10.5257	23.39	53 Keaney, Janis Mather
219	26	16.97	1.5321	10.3582	23.02	577 Borro, Hilario
220	18	11.82	1.5228	10.2955	22.88	413 Koussev, Alexander
221	31	20.63	1.5027	10.1591	22.58	421 Wallroth, Marion
222	17	11.66	1.4580	9.8570	21.90	119 Due, Dag Petter
223	19	13.25	1.4340	9.6946	21.54	839 Lindberg, Henrik Have
224	21	14.90	1.4094	9.5285	21.17	673 Dalmeida Arruda, Victor
225	17	12.11	1.4038	9.4907	21.09	487 Misanovic, Dragan
226	23	16.48	1.3956	9.4355	20.97	273 Van Noord, Ruud
227	15	11.07	1.3550	9.1609	20.36	506 Mariano Barbosa, Gabriel Garcia
228	30	22.28	1.3465	9.1033	20.23	1189 Kalfas, Haralambos
229	14	10.62	1.3183	8.9124	19.81	537 Cortes, Kevin
230	34	26.26	1.2947	8.7534	19.45	588 Ongpauco, Ramon
231	21	16.22	1.2947	8.7531	19.45	1163 Zaharopoulos, Myron
232	27	21.09	1.2802	8.6553	19.23	32 O'donovan, Sebella
233	19	15.07	1.2608	8.5238	18.94	1241 Stamenkvic, Zoran
234	17	13.56	1.2537	8.4758	18.84	865 Saudemont, Tom
235	19	15.23	1.2475	8.4342	18.74	1235 Schuh, Sandra
236	11	8.83	1.2458	8.4222	18.72	607 Pible, Israelito
237	17	13.94	1.2195	8.2448	18.32	19 Jansen Van Vuuren, Abraham Carel
238	18	15.01	1.1992	8.1075	18.02	350 Noormets, Andy
239	20	16.76	1.1933	8.0677	17.93	1129 Zafiridis, Sotirios
240	24	20.45	1.1736	7.9343	17.63	404 Pawlowsky, Maik
241	19	16.48	1.1529	7.7945	17.32	1105 Roumeliotakis, Nikolaos
242	19	16.51	1.1508	7.7803	17.29	876 Erickson, Rick
243	16	13.91	1.1503	7.7765	17.28	12 Swierczek, Zbigniew
244	20	17.85	1.1204	7.5750	16.83	765 Martin-Privat, Pierre
245	15	13.50	1.1111	7.5119	16.69	1114 Dela Pena, Ramiro
246	18	16.48	1.0922	7.3843	16.41	1155 Chrysafidis, Dimitrios
247	21	19.54	1.0747	7.2659	16.15	143 Krako, Lene Olaug
248	19	17.79	1.0680	7.2205	16.05	606 Gonzales, Dan
249	34	31.88	1.0665	7.2103	16.02	1212 Skoumpouris, Antonios
250	19	17.82	1.0662	7.2084	16.02	976 Quinn, Mark
251	11	10.41	1.0567	7.1439	15.88	923 Dame, Mike
252	11	10.63	1.0348	6.9960	15.55	770 Guillaume, Bertrand

STANDARD -- Overall Stage Results

IPSC World Shoot XVI

Printed October 10, 2011 at 22:45



Stage 29 --

	PTS	TIME	HIT FACTOR	STAGE POINTS	STAGE PERCENT	COMPETITOR # Name
253	11	10.80	1.0185	6.8859	15.30	681 Silvera, Tullio
254	20	19.77	1.0116	6.8394	15.20	659 Hatzipanagiotis, Peter
255	16	16.05	0.9969	6.7397	14.98	277 Roopram, Kris
256	14	14.07	0.9950	6.7271	14.95	447 Lazaridi, Igor
257	20	22.05	0.9070	6.1322	13.63	979 Clark, Paul
258	21	25.46	0.8248	5.5764	12.39	939 Korobkin, Anatoli
259	15	18.42	0.8143	5.5055	12.23	33 Du Plooy, Eurika Susara
260	11	14.39	0.7644	5.1680	11.48	218 Shawe, Karen
261	9	11.85	0.7595	5.1347	11.41	962 Sanford, Ralph
262	11	14.84	0.7412	5.0113	11.14	810 Mac-Namara, Fabian
263	12	16.77	0.7156	4.8377	10.75	1236 Kieninger, Stephanie
264	10	15.84	0.6313	4.2681	9.48	223 Kinnala, Jani
265	25	40.47	0.6177	4.1764	9.28	1161 Fragouli, Maria
266	10	16.83	0.5942	4.0171	8.93	1262 Kakavoulas, Ioannis
267	9	15.57	0.5780	3.9079	8.68	35 Schmidt-Dumont, Jorn Peter
268	7	13.26	0.5279	3.5690	7.93	79 Goncalves, Jose
269	13	25.41	0.5116	3.4588	7.69	172 Takkumaki, Taisto
270	6	11.97	0.5013	3.3888	7.53	733 Morassut, Enrico
271	18	36.06	0.4992	3.3747	7.50	644 Dines, Phillip
272	8	16.85	0.4748	3.2098	7.13	842 Alexiou, Ioannis
273	7	15.59	0.4490	3.0356	6.75	225 Lokkila, Heidi
274	11	24.83	0.4430	2.9951	6.66	1227 Pavlidis, Polyvios
275	9	20.47	0.4397	2.9725	6.61	541 Francisco, Raymundo
276	4	9.20	0.4348	2.9394	6.53	763 Poiret, Jerome
277	6	15.37	0.3904	2.6392	5.86	1214 Spatoulas, Vasileios
278	5	13.42	0.3726	2.5189	5.60	1064 Rogers, Randi
279	4	10.93	0.3660	2.4742	5.50	743 Commisso, Emanuele
280	6	16.97	0.3536	2.3904	5.31	919 Aigner, Edeltraud
281	5	14.97	0.3340	2.2581	5.02	934 Nardi, Frank
282	6	19.09	0.3143	2.1249	4.72	749 Dumont, Jose
283	5	16.38	0.3053	2.0637	4.59	1260 Vergos, Apostolos
284	10	37.30	0.2681	1.8125	4.03	1196 Kelesis, Christos
285	4	14.95	0.2676	1.8089	4.02	597 Berntsen, Jostein Cavite
286	4	17.08	0.2342	1.5833	3.52	927 Hudson, Robbin
287	3	17.50	0.1714	1.1590	2.58	818 Donnelly, Vernon
288	3	22.20	0.1351	0.9136	2.03	329 Burkhart, Rita
289	2	16.31	0.1226	0.8290	1.84	1166 Fitatzis, Dimitrios
290	1	13.67	0.0732	0.4946	1.10	578 Castro, Rosendo Jr
291	0	11.39	0.0000	0.0000	0.00	347 Kraft, Herbert
292	0	17.63	0.0000	0.0000	0.00	497 Santos Honorato, Jose
293	0	12.03	0.0000	0.0000	0.00	76 Selven, Lars
294	0	0.00	0.0000	0.0000	0.00	235 Karin, Rami

STANDARD -- Overall Stage Results

IPSC World Shoot XVI

Printed October 10, 2011 at 22:45




Stage 29 --

	PTS	TIME	HIT FACTOR	STAGE POINTS	STAGE PERCENT	COMPETITOR # Name
295	0	20.64	0.0000	0.0000	0.00	42 Rebelo, Jose
296	0	17.14	0.0000	0.0000	0.00	480 Lima E Silva, Denise Maria
297	0	19.40	0.0000	0.0000	0.00	103 Redford, Martin
298	0	12.22	0.0000	0.0000	0.00	554 Silva Pereira, Nelson Jose
299	0	0.00	0.0000	0.0000	0.00	458 Kostadinov, Svetoslav
300	0	10.73	0.0000	0.0000	0.00	655 Fischer, Reinaldo
301	0	10.81	0.0000	0.0000	0.00	585 Lao, Alex
302	0	19.64	0.0000	0.0000	0.00	484 Figoli, Edmundo Jose
303	0	10.25	0.0000	0.0000	0.00	287 Heyliger, Claudieus
304	0	14.62	0.0000	0.0000	0.00	265 Hoogduijn, Peter
305	0	22.83	0.0000	0.0000	0.00	475 Trofimov, Nikolai
306	0	13.45	0.0000	0.0000	0.00	604 Kornaros, Nikolaos
307	0	20.63	0.0000	0.0000	0.00	83 Greeff, Pieter Albert
308	0	10.81	0.0000	0.0000	0.00	285 Kamolwong, Somchai
309	0	0.00	0.0000	0.0000	0.00	1221 Psaroudakis, Emmanouil
310	0	12.33	0.0000	0.0000	0.00	957 Price, Stephen
311	0	16.69	0.0000	0.0000	0.00	1159 Karalakis, Emmanouil
312	0	0.00	0.0000	0.0000	0.00	1248 Tzimas, Dimitrios
313	0	0.00	0.0000	0.0000	0.00	1231 Evangelinos, Dino
314	0	10.16	0.0000	0.0000	0.00	955 Penner, Scott
315	0	14.92	0.0000	0.0000	0.00	1199 Leontaridis, Pavlos
316	0	29.18	0.0000	0.0000	0.00	1150 Adamakopoulos, Theodoros
317	0	17.68	0.0000	0.0000	0.00	1127 Vasileiou, Nikolaos
318	0	0.00	0.0000	0.0000	0.00	1132 Iordanidis, Stavros
319	0	16.43	0.0000	0.0000	0.00	1065 Gudenja, Valeria
320	0	12.23	0.0000	0.0000	0.00	834 Dahlman, Roland
321	0	25.89	0.0000	0.0000	0.00	891 Baldwin, Alastair
322	0	0.00	0.0000	0.0000	0.00	1223 Topouzis, Konstantinos
323	0	0.00	0.0000	0.0000	0.00	1247 Terstis, Markos
324	0	20.07	0.0000	0.0000	0.00	1191 Kardoulis, Spyridon
325	0	9.46	0.0000	0.0000	0.00	1069 Novak, Robert
326	0	20.54	0.0000	0.0000	0.00	1215 Stavrianakis, Vasileios
327	0	16.45	0.0000	0.0000	0.00	1245 Stettinisch, Rainer
328	0	0.00	0.0000	0.0000	0.00	1213 Soumalevris, Konstantinos

PRODUCTION -- Overall Stage Results

IPSC World Shoot XVI

Printed October 10, 2011 at 22:45



Stage 29 --

	PTS	TIME	HIT FACTOR	STAGE POINTS	STAGE PERCENT	COMPETITOR # Name
1	43	7.50	5.7333	45.0000	100.00	417 De Cobos, Eduardo
2	43	7.70	5.5844	43.8312	97.40	567 Heller, Peter
3	41	7.63	5.3735	42.1759	93.72	1026 Vinduska, Vaclav
4	39	7.33	5.3206	41.7605	92.80	334 Kummer, Patrick
5	37	7.35	5.0340	39.5112	87.80	21 Hattingh, Diederik
6	41	8.21	4.9939	39.1964	87.10	456 Markov, Metodi
7	39	7.85	4.9682	38.9942	86.65	1001 Garcia, Frank
8	45	9.17	4.9073	38.5167	85.59	715 Riillo, Mario
9	43	8.82	4.8753	38.2653	85.03	56 Nagy, Ernest
10	39	8.05	4.8447	38.0254	84.50	1146 Franjo, Nadj
11	45	9.32	4.8283	37.8967	84.21	932 Milburn, Clint
12	43	8.91	4.8260	37.8788	84.18	335 Kummer, Steven
13	43	8.94	4.8098	37.7517	83.89	874 Drolet, Jean Philippe
14	37	7.72	4.7927	37.6175	83.59	734 Zuccolo, Giovanni
15	39	8.18	4.7677	37.4211	83.16	411 Hristov, Rosen
16	41	8.64	4.7454	37.2456	82.77	183 Kakkonen, Pekka
17	43	9.09	4.7305	37.1287	82.51	772 Momcilovic, Ljubisa
18	43	9.19	4.6790	36.7247	81.61	374 Schmidt, Tino
19	43	9.19	4.6790	36.7247	81.61	549 Ishihara, Luis Henrique
20	43	9.20	4.6739	36.6848	81.52	795 Romer, Jack
21	41	8.90	4.6067	36.1576	80.35	719 Brocanelli, Paolo
22	41	8.93	4.5913	36.0361	80.08	985 Vogel, Robert
23	35	7.70	4.5455	35.6765	79.28	799 Gyllenberg, Rasmus
24	43	9.46	4.5455	35.6765	79.28	970 Fedorchuk, Oleksandr
25	41	9.10	4.5055	35.3629	78.58	888 TITOV, VLADIMIR
26	39	8.97	4.3478	34.1254	75.83	807 Servodio, Francesco
27	41	9.50	4.3158	33.8739	75.28	686 Torgashov, Pavel
28	33	7.65	4.3137	33.8577	75.24	1266 Sladin, Damir
29	41	9.56	4.2887	33.6613	74.80	613 Iacomini, Stefano
30	39	9.11	4.2810	33.6009	74.67	840 Radovic, Zarko
31	45	10.61	4.2413	33.2891	73.98	557 Alejandro, Bernardo Mari V
32	39	9.25	4.2162	33.0924	73.54	30 Savarino, Juan Pablo
33	39	9.25	4.2162	33.0924	73.54	833 Hagemann, Lars Bjarne
34	39	9.29	4.1981	32.9499	73.22	1073 Reiter, Gerald
35	39	9.32	4.1845	32.8438	72.99	419 Perez, Jose Vicente
36	37	8.91	4.1526	32.5934	72.43	991 Mink, Matthew
37	31	7.49	4.1389	32.4852	72.19	260 Van Der Lende, Frank
38	37	8.95	4.1341	32.4477	72.11	598 Silva Brum, Vagner Carlos
39	37	8.98	4.1203	32.3393	71.87	291 Rasmussen, Per-Ola
40	39	9.52	4.0966	32.1539	71.45	444 Meichtry, Markus
41	43	10.54	4.0797	32.0209	71.16	433 Josi, Oliver
42	39	9.57	4.0752	31.9859	71.08	50 Quindi Vallerga, Gaston

PRODUCTION -- Overall Stage Results

IPSC World Shoot XVI

Printed October 10, 2011 at 22:45



Stage 29 --

	PTS	TIME	HIT FACTOR	STAGE POINTS	STAGE PERCENT	COMPETITOR # Name
43	39	9.61	4.0583	31.8527	70.78	819 Danilovich, Pavel
44	41	10.13	4.0474	31.7673	70.59	821 GUSHCHINA, MARIA
45	31	7.70	4.0260	31.5992	70.22	325 Ekstedt, Stefan
46	37	9.23	4.0087	31.4634	69.92	753 Moncada, Flavio
47	31	7.80	3.9744	31.1941	69.32	523 Ragozin, Alexey
48	39	9.82	3.9715	31.1716	69.27	68 Penov, Anton
49	37	9.37	3.9488	30.9933	68.87	57 Fedor, Marian
50	35	8.88	3.9414	30.9357	68.75	1062 Dimaculangan, Lee
51	35	8.93	3.9194	30.7625	68.36	307 Petrac, Robert
52	41	10.49	3.9085	30.6771	68.17	315 Verhulst, Hans
53	41	10.49	3.9085	30.6771	68.17	1103 Ragias, Konstantinos
54	41	10.57	3.8789	30.4449	67.66	857 ONSHIN, NIKOLAY
55	41	10.69	3.8354	30.1031	66.90	707 Del Rosario, Giulio
56	41	10.70	3.8318	30.0750	66.83	992 Stoeger, Ben
57	41	10.84	3.7823	29.6866	65.97	298 Ekstrand, Fredrik
58	43	11.38	3.7786	29.6573	65.91	17 Hopper, Robert Michael
59	39	10.33	3.7754	29.6326	65.85	814 Klikovac, Dragan
60	45	11.92	3.7752	29.6307	65.85	448 Vericio De Oliveira, Allison
61	39	10.43	3.7392	29.3485	65.22	59 HRNCIARIK, ANDREJ
62	39	10.46	3.7285	29.2643	65.03	49 Avinceta, Edgardo Ramon
63	39	10.52	3.7072	29.0974	64.66	843 Martin, Eric
64	41	11.09	3.6970	29.0173	64.48	488 Efimov, Evgeny
65	39	10.56	3.6932	28.9872	64.42	754 Moreira, Galo
66	41	11.11	3.6904	28.9651	64.37	502 Stettin, Andreas
67	33	8.97	3.6789	28.8753	64.17	937 King, Nick
68	33	9.01	3.6626	28.7471	63.88	366 Gino, Leonardo Jr
69	33	9.08	3.6344	28.5255	63.39	95 Dudukal, Viktor
70	33	9.14	3.6105	28.3383	62.97	319 Dzuho, Elvir
71	33	9.16	3.6026	28.2764	62.84	256 Tangpojthavipol, Voravudh
72	39	10.83	3.6011	28.2645	62.81	720 Petrovic, Davor
73	37	10.39	3.5611	27.9506	62.11	233 Spevak, Stanislav
74	41	11.61	3.5314	27.7177	61.59	344 Kelterbaum, Reinhard
75	39	11.06	3.5262	27.6767	61.50	1145 Gvozdanovic, Dubravko
76	37	10.58	3.4972	27.4487	61.00	863 RUDOV, SERGEY
77	39	11.25	3.4667	27.2093	60.47	97 Molland, Frode
78	37	10.75	3.4419	27.0146	60.03	1122 Heropoulos, Stefanos
79	28	8.17	3.4272	26.8993	59.78	107 Montgomery, Peter
80	41	12.01	3.4138	26.7945	59.54	445 Hubli, Pascal
81	35	10.29	3.4014	26.6967	59.33	708 Piccioni, Mario
82	37	10.88	3.4007	26.6918	59.32	466 Reich, Rolf
83	41	12.08	3.3940	26.6393	59.20	91 TOIBIS, DOTAN
84	33	9.73	3.3916	26.6199	59.16	756 Lavergne, Mathieu

PRODUCTION -- Overall Stage Results

IPSC World Shoot XVI

Printed October 10, 2011 at 22:45



Stage 29 --

	PTS	TIME	HIT FACTOR	STAGE POINTS	STAGE PERCENT	COMPETITOR # Name
85	41	12.11	3.3856	26.5733	59.05	67 Makuka, Lubomir
86	35	10.35	3.3816	26.5420	58.98	844 PICHUGIN, ALEXEY
87	26	7.71	3.3722	26.4682	58.82	716 BUTICCHI, EDOARDO ROBERTO
88	37	10.99	3.3667	26.4247	58.72	832 Jensen, Christian D
89	31	9.30	3.3333	26.1628	58.14	357 Lentz, Arne
90	35	10.51	3.3302	26.1379	58.08	1121 Tsimekas, Athanasios
91	35	10.52	3.3270	26.1131	58.03	513 Binder, Thomas
92	35	10.52	3.3270	26.1131	58.03	478 Fonseca Da Matta, Carlos Eduardo
93	37	11.19	3.3065	25.9524	57.67	127 Dunkley, Robert
94	41	12.42	3.3011	25.9100	57.58	43 Karosas, Linas
95	39	11.88	3.2828	25.7664	57.26	1128 Dafnomilis, Polydoros
96	27	8.29	3.2569	25.5632	56.81	6 Rutkauskas, Saulius
97	35	10.84	3.2288	25.3422	56.32	157 Lutcherath, Oystein
98	39	12.08	3.2285	25.3398	56.31	362 Reinecke, Alfred
99	37	11.54	3.2062	25.1652	55.92	78 Steiner, Yoram
100	41	12.80	3.2031	25.1408	55.87	149 Mortveit, John Gaute
101	33	10.35	3.1884	25.0253	55.61	745 Daguanel, Laetitia
102	33	10.37	3.1823	24.9770	55.50	509 Pesek, Damijan
103	39	12.29	3.1733	24.9068	55.35	1137 Koutantos, Emmanouil
104	29	9.18	3.1590	24.7948	55.10	1082 Cadamuro, Denis
105	33	10.46	3.1549	24.7621	55.03	1190 Karapidakis, Marinos
106	29	9.21	3.1488	24.7140	54.92	159 Kvarsnes, Hans Petter
107	43	13.66	3.1479	24.7072	54.90	678 Yamaguchi, Yukio
108	37	11.78	3.1409	24.6525	54.78	1131 Iliopoulos, Georgios
109	33	10.53	3.1339	24.5975	54.66	28 Prieto, Marcelo German
110	37	11.84	3.1250	24.5276	54.51	854 CHEREPOV, ALEXEY
111	45	14.44	3.1163	24.4597	54.35	859 Kryuchin, Nikita
112	35	11.34	3.0864	24.2248	53.83	1238 Kwiecien, Stanislaw
113	33	10.71	3.0812	24.1841	53.74	169 Engan, Jon Arne
114	27	8.78	3.0752	24.1365	53.64	520 Lejano, Jeufro Emil
115	39	12.73	3.0636	24.0459	53.44	1021 Sedy, Roman
116	41	13.62	3.0103	23.6272	52.50	182 Maunula, Hannu
117	31	10.32	3.0039	23.5769	52.39	420 Van Essen, Olaf
118	24	7.99	3.0038	23.5760	52.39	746 Guichard, Louis
119	41	13.69	2.9949	23.5064	52.24	184 Toikkanen, Janne
120	37	12.47	2.9671	23.2885	51.75	8 Grincenko, Vitalijus
121	31	10.54	2.9412	23.0848	51.30	633 Olsen, Kai Rino
122	37	12.58	2.9412	23.0848	51.30	1232 Salamon, Timea
123	39	13.27	2.9390	23.0674	51.26	1270 Rudenko, Alexey
124	39	13.34	2.9235	22.9464	50.99	1267 Kondruch, Anatoliy
125	26	8.93	2.9115	22.8522	50.78	438 Papzien, Siegbert
126	35	12.06	2.9022	22.7785	50.62	177 Broman, Ville

PRODUCTION -- Overall Stage Results

IPSC World Shoot XVI

Printed October 10, 2011 at 22:45




Stage 29 --

	PTS	TIME	HIT FACTOR	STAGE POINTS	STAGE PERCENT	COMPETITOR # Name
127	39	13.50	2.8889	22.6744	50.39	544 Gasic, Andrea
128	35	12.13	2.8854	22.6471	50.33	242 Dokter, Gerrit
129	35	12.14	2.8830	22.6284	50.29	971 Mecwel, Przemyslaw
130	35	12.20	2.8689	22.5172	50.04	1273 Fjodorov, Andrei
131	26	9.07	2.8666	22.4994	50.00	760 Veziat, Pierre
132	29	10.24	2.8320	22.2282	49.40	58 VYSNY, MARIAN
133	25	8.84	2.8281	22.1969	49.33	86 Janjusevic, Milorad
134	22	7.78	2.8278	22.1947	49.32	341 Humar, Martin
135	35	12.46	2.8090	22.0473	48.99	82 Betts, Alan
136	33	11.78	2.8014	21.9874	48.86	346 Koch, Robert
137	26	9.29	2.7987	21.9666	48.81	823 Myshelov, Sergey
138	39	13.95	2.7957	21.9430	48.76	1154 Hamlatzis, Alexandros
139	41	14.74	2.7815	21.8319	48.52	965 ZAPLETAL, MIROSLAV
140	41	14.75	2.7797	21.8171	48.48	455 Dimitrov, Milen
141	33	11.89	2.7754	21.7840	48.41	440 Schwarz, Florian
142	33	11.90	2.7731	21.7657	48.37	16 Rozhkov, Artem
143	29	10.47	2.7698	21.7399	48.31	80 Loock, Paul
144	37	13.36	2.7695	21.7371	48.30	837 Elkin, Alexander
145	33	11.95	2.7615	21.6746	48.17	428 Darias, Buenaventura
146	37	13.44	2.7530	21.6077	48.02	1051 Goloski - Golob, Julie
147	37	13.49	2.7428	21.5276	47.84	773 Subasic, Snezana
148	37	13.58	2.7246	21.3849	47.52	280 Burchuladze, Nikolai
149	35	12.90	2.7132	21.2953	47.32	437 Teever, Jevgeni
150	26	9.59	2.7112	21.2794	47.29	944 Buhayenka, Aliaksandr
151	29	10.72	2.7052	21.2329	47.18	729 Rutigliano, Nicola
152	35	13.07	2.6779	21.0183	46.71	153 Larsen, Gjermund
153	29	10.95	2.6484	20.7869	46.19	867 Potapenko, Evgeny
154	35	13.36	2.6198	20.5621	45.69	353 Klimushev, Gustav
155	35	13.36	2.6198	20.5621	45.69	1059 Reese, Maggie
156	35	13.38	2.6158	20.5313	45.63	110 Guest, Graham
157	35	13.59	2.5754	20.2141	44.92	295 De Abreu, Yhonny
158	31	12.05	2.5726	20.1920	44.87	248 Karlsson, Peter
159	24	9.35	2.5668	20.1467	44.77	71 Czocher, Mikulas
160	27	10.64	2.5376	19.9172	44.26	723 MOSOLKOV, DMITRY
161	24	9.46	2.5370	19.9125	44.25	418 Ibanez, Gorka
162	29	11.45	2.5328	19.8792	44.18	108 Spence, Martyn
163	39	15.40	2.5325	19.8769	44.17	165 Jolma-Stensland, Roy Agir
164	35	13.85	2.5271	19.8346	44.08	662 Von Gerhardt, Brendan
165	37	14.66	2.5239	19.8095	44.02	1206 Opsimos, Anestis
166	33	13.12	2.5152	19.7417	43.87	1119 Tzallas, Georgios
167	41	16.45	2.4924	19.5625	43.47	1061 Leatham, Kippi
168	24	9.70	2.4742	19.4198	43.16	31 Alba, Gabriel Fernand

PRODUCTION -- Overall Stage Results

IPSC World Shoot XVI

Printed October 10, 2011 at 22:45



Stage 29 --

	PTS	TIME	HIT FACTOR	STAGE POINTS	STAGE PERCENT	COMPETITOR # Name
169	25	10.12	2.4704	19.3894	43.09	755 Sajot, Roberto
170	26	10.55	2.4645	19.3431	42.98	427 Burkhalter, Christine
171	22	8.96	2.4554	19.2717	42.83	368 Tayag, Diomari Ivan
172	23	9.38	2.4520	19.2456	42.77	293 Messulam, Daniel
173	23	9.41	2.4442	19.1842	42.63	296 Johannesson, Stefan
174	29	11.87	2.4431	19.1758	42.61	1271 Galo, Lara
175	26	10.74	2.4209	19.0009	42.22	878 Papadhopulli, Nikolin
176	29	11.99	2.4187	18.9838	42.19	472 Ditzler, Roger
177	29	12.01	2.4147	18.9522	42.12	758 Gassama, Gabriel
178	33	13.77	2.3965	18.8099	41.80	294 Brodski, Dmitri
179	37	15.44	2.3964	18.8087	41.80	228 Kaunisto, Esa
180	31	12.97	2.3901	18.7597	41.69	66 Sabaka, Miroslav
181	25	10.46	2.3901	18.7592	41.69	139 Skaarer, Even
182	29	12.16	2.3849	18.7184	41.60	777 Schon, Marianne
183	35	14.68	2.3842	18.7132	41.58	870 Gaisin, Ruslan
184	29	12.18	2.3810	18.6877	41.53	573 Anglo, Wilfredo
185	29	12.19	2.3790	18.6724	41.49	301 Ulapathorn, Pornpong
186	21	8.83	2.3783	18.6665	41.48	306 Brezovnik, Slavko
187	24	10.12	2.3715	18.6138	41.36	1106 Samaritakis, Emmanouil
188	22	9.44	2.3305	18.2918	40.65	780 Larsen, Soren
189	37	15.93	2.3227	18.2302	40.51	1099 Lee, Nelson
190	31	13.43	2.3083	18.1172	40.26	1046 Stryc, Michael
191	27	11.74	2.2998	18.0510	40.11	958 Ross, Jamieson
192	29	12.66	2.2907	17.9792	39.95	860 Kryuchin, Konstantin
193	37	16.58	2.2316	17.5155	38.92	901 KARCHEV, OLEG
194	33	14.90	2.2148	17.3833	38.63	968 Smith, James
195	33	14.97	2.2044	17.3020	38.45	179 Nousiainen, Lauri
196	31	14.20	2.1831	17.1348	38.08	181 Kervinen, Ilkka
197	29	13.30	2.1805	17.1140	38.03	841 Vujovic, Nikola
198	15	6.90	2.1739	17.0627	37.92	180 Manni, Matti
199	23	10.65	2.1596	16.9505	37.67	316 Steiger, Thomas
200	26	12.08	2.1523	16.8932	37.54	3 Kazanskis, Marius
201	29	13.54	2.1418	16.8107	37.36	1100 Stobbe, Markus
202	22	10.34	2.1277	16.6997	37.11	969 Tautiev, Zaur
203	31	14.65	2.1160	16.6085	36.91	1187 Ivantsos, Stefanos
204	23	10.91	2.1082	16.5466	36.77	246 Svedberg, Peter
205	29	13.76	2.1076	16.5419	36.76	899 RUDOV, ALEXANDER
206	29	13.84	2.0954	16.4463	36.55	137 Tonnessen, Erik
207	35	16.78	2.0858	16.3712	36.38	155 Nilsen, Bengt
208	25	12.22	2.0458	16.0574	35.68	252 Lacle, Kenneth
209	25	12.35	2.0243	15.8883	35.31	1275 Karpenko, Valerii
210	21	10.38	2.0231	15.8792	35.29	81 Jacobs, Jaco Kotze

PRODUCTION -- Overall Stage Results

IPSC World Shoot XVI

Printed October 10, 2011 at 22:45



Stage 29 --

	PTS	TIME	HIT FACTOR	STAGE POINTS	STAGE PERCENT	COMPETITOR # Name
211	39	19.31	2.0197	15.8521	35.23	727 Toia, Adalberto
212	25	12.40	2.0161	15.8243	35.17	1086 Panagopoulos, Stavros
213	22	10.95	2.0091	15.7694	35.04	582 Cua, Rodolfo Jr
214	27	13.44	2.0089	15.7678	35.04	654 Lourenco Gomesfilho, Roberto
215	43	21.43	2.0065	15.7490	35.00	128 Dunkley, Denise
216	25	12.55	1.9920	15.6351	34.74	803 Donot, Marc
217	33	16.57	1.9916	15.6314	34.74	1277 Kolobov, Aleksey
218	24	12.16	1.9737	15.4911	34.42	178 KAUNISTO, VESA
219	18	9.20	1.9565	15.3564	34.13	351 Tochilin, Pavel
220	29	14.86	1.9515	15.3174	34.04	912 Kurbatskikh, Vasiliy
221	31	16.09	1.9267	15.1221	33.60	377 Terving, Armin
222	23	12.01	1.9151	15.0311	33.40	318 Ceric, Suad
223	20	10.45	1.9139	15.0217	33.38	1053 Dunivin, Sara
224	23	12.03	1.9119	15.0061	33.35	710 Norero, Maurizio
225	29	15.25	1.9016	14.9257	33.17	631 Giannella, Patrizia
226	20	10.54	1.8975	14.8934	33.10	813 Stangvik, Kent
227	39	20.59	1.8941	14.8667	33.04	820 Kulishov, Andrey
228	25	13.33	1.8755	14.7203	32.71	257 Sudhinaraset, Khanet
229	21	11.33	1.8535	14.5477	32.33	869 Stepanov, Oleg
230	20	10.81	1.8501	14.5214	32.27	1115 Ziebart, Friedrich
231	23	12.49	1.8415	14.4534	32.12	126 Hos, Ivan
232	33	18.03	1.8303	14.3656	31.92	855 Kaurov, Oleg
233	22	12.03	1.8288	14.3537	31.90	1133 Kalonikidis, Aristidis
234	24	13.18	1.8209	14.2923	31.76	809 Mondaca, Gabriel
235	23	12.65	1.8182	14.2706	31.71	1274 Oskirko, Sergei
236	26	14.38	1.8081	14.1912	31.54	1165 Tasigiorgos, Panagiotis
237	16	8.90	1.7978	14.1103	31.36	781 De Sanctis, Maurizio Raffae
238	14	7.80	1.7949	14.0877	31.31	412 Kostadinov, Plamen
239	22	12.34	1.7828	13.9931	31.10	704 Plotnikov, Alexander
240	23	13.07	1.7598	13.8120	30.69	1147 Benazic, Zoran
241	21	12.11	1.7341	13.6107	30.25	747 Baculard, Patrick
242	24	13.87	1.7304	13.5813	30.18	824 Perfiliev, Oleg
243	43	24.91	1.7262	13.5488	30.11	1211 Skouvaklis, Alexandros
244	23	13.49	1.7050	13.3820	29.74	99 Chamberlain, Ian
245	24	14.10	1.7021	13.3597	29.69	889 Markov, Alexander
246	23	13.55	1.6974	13.3228	29.61	1249 Dragovic, Vojislav
247	22	13.07	1.6832	13.2115	29.36	759 Merchica, Philippe
248	39	23.33	1.6717	13.1206	29.16	1234 Al Shamsi, Rubayae
249	20	12.11	1.6515	12.9626	28.81	199 Bjurstrom, Jan Petter
250	22	13.34	1.6492	12.9441	28.76	973 Gushchyn, Borys
251	23	13.98	1.6452	12.9130	28.70	1169 Politakis, Lazaros
252	29	17.69	1.6393	12.8669	28.59	422 Petkova, Kristina

PRODUCTION -- Overall Stage Results

IPSC World Shoot XVI

Printed October 10, 2011 at 22:45



Stage 29 --

	PTS	TIME	HIT FACTOR	STAGE POINTS	STAGE PERCENT	COMPETITOR # Name
253	24	14.78	1.6238	12.7451	28.32	531 Salomao Neto, Pedro
254	22	13.75	1.6000	12.5581	27.91	790 Borges, Bruno
255	35	22.23	1.5744	12.3576	27.46	462 Michel, Walter
256	19	12.20	1.5574	12.2236	27.16	356 Haben, Joerg
257	21	13.50	1.5556	12.2093	27.13	1256 Rafael Salvador, Ines
258	19	12.24	1.5523	12.1837	27.07	29 Bektemirov, Rinat
259	19	12.30	1.5447	12.1242	26.94	875 Engh, Rob
260	22	14.25	1.5439	12.1175	26.93	352 Klimushev, Vladimir
261	26	17.15	1.5160	11.8991	26.44	262 Doubrovski, Leonid
262	16	10.62	1.5066	11.8250	26.28	226 Kotziadimos, Thomas
263	31	20.67	1.4998	11.7714	26.16	499 Lobo Rodrigues, Jahir
264	21	14.14	1.4851	11.6567	25.90	822 Gushchin, Mikhail
265	16	10.81	1.4801	11.6172	25.82	217 Du Toit, Daniel
266	20	13.62	1.4684	11.5255	25.61	7 Kutra, Vaidotas
267	18	12.42	1.4493	11.3751	25.28	836 Kisilev, Kirill
268	12	8.45	1.4201	11.1463	24.77	721 Vukojevic, Dejan
269	23	16.25	1.4154	11.1091	24.69	538 Jorge, Ma Inez
270	15	10.69	1.4032	11.0133	24.47	904 Nemykin, Mikhail
271	25	18.03	1.3866	10.8830	24.18	160 Andersen, Marius Wigen
272	13	9.56	1.3598	10.6731	23.72	1111 Giancane, Giovanni
273	26	19.48	1.3347	10.4759	23.28	84 Storhaug, Leif Inge
274	20	15.08	1.3263	10.4096	23.13	514 Fricker, Claudia
275	18	13.75	1.3091	10.2748	22.83	1244 Terzic, Milan
276	19	14.71	1.2916	10.1379	22.53	1276 Nagirnyak, Yuriy
277	11	8.56	1.2850	10.0861	22.41	524 Maric, Hrvoje
278	19	14.80	1.2838	10.0762	22.39	815 Plateus, Raymond
279	21	16.46	1.2758	10.0137	22.25	4 Zdzitowiecki, Andrzej
280	17	13.46	1.2630	9.9131	22.03	761 Viaud, Jean-Michel
281	24	19.30	1.2435	9.7602	21.69	1124 Sulga, Marius
282	29	23.70	1.2236	9.6041	21.34	1269 Vapanen, Marja
283	16	13.46	1.1887	9.3300	20.73	868 Khomenko, Viacheslav
284	17	14.78	1.1502	9.0278	20.06	858 Bykova, Elena
285	25	23.47	1.0652	8.3605	18.58	483 Stavrakidis, Konstantinos
286	19	17.87	1.0632	8.3452	18.54	207 Rundgren, Eddie
287	7	6.73	1.0401	8.1637	18.14	1011 Hobdell, Angus
288	25	24.18	1.0339	8.1150	18.03	881 VASILYEVA, VERA
289	16	15.51	1.0316	8.0968	17.99	892 Chernenko, Anastasia
290	9	9.10	0.9890	7.7626	17.25	302 Chomrit, Chalermopol
291	16	16.44	0.9732	7.6388	16.98	1098 Gambrell, Jeff
292	16	16.81	0.9518	7.4706	16.60	436 Kalme, Artur
293	14	14.85	0.9428	7.3996	16.44	339 Hvalec, Maksimiljan
294	15	15.95	0.9404	7.3814	16.40	512 Takayanagui, Kazuo

PRODUCTION -- Overall Stage Results

IPSC World Shoot XVI

Printed October 10, 2011 at 22:45




Stage 29 --

	PTS	TIME	HIT FACTOR	STAGE POINTS	STAGE PERCENT	COMPETITOR # Name
295	14	15.00	0.9333	7.3256	16.28	757 Sagon, Aurelien
296	29	31.24	0.9283	7.2861	16.19	474 Peterson, Urmaz
297	9	9.72	0.9259	7.2674	16.15	386 Wiegand, Max
298	9	9.74	0.9240	7.2525	16.12	975 Milyukov, Alexander
299	21	23.14	0.9075	7.1230	15.83	1142 Sakellaris, Fotios
300	8	8.95	0.8939	7.0157	15.59	611 Sy, Anthony
301	12	13.63	0.8804	6.9102	15.36	1272 Denishchuk, Andrei
302	12	13.84	0.8671	6.8054	15.12	884 Miasnikov, Andrei
303	14	16.66	0.8403	6.5957	14.66	705 Vlasyev, Dmitry
304	11	13.10	0.8397	6.5906	14.65	162 Vetrov, Mikhail
305	9	10.75	0.8372	6.5711	14.60	885 Barinova, Mira
306	16	19.24	0.8316	6.5271	14.50	493 Oliveira Farias, Jean Ransley
307	14	16.86	0.8304	6.5174	14.48	967 Shevchenko, Sergii
308	12	14.53	0.8259	6.4822	14.40	972 Braginsky, Igor
309	11	13.48	0.8160	6.4048	14.23	479 Tarcizio Dos Reis, Celio
310	19	23.67	0.8027	6.3003	14.00	201 Lindblad, Bjorn Terje
311	11	14.09	0.7807	6.1276	13.62	121 Venditti, Daniele
312	16	20.60	0.7767	6.0962	13.55	381 Holloway, Joe
313	13	16.76	0.7757	6.0880	13.53	643 Jankovic, Nebojsa
314	16	21.13	0.7572	5.9433	13.21	774 Deyneko, Dmitry
315	19	25.84	0.7353	5.7712	12.82	845 Sinichnikov, Vladimir
316	15	21.04	0.7129	5.5957	12.43	69 Palka, Jan
317	19	29.39	0.6465	5.0741	11.28	1181 Glavopoulos, Christos
318	7	10.91	0.6416	5.0359	11.19	928 Lomax, Larry
319	9	14.79	0.6085	4.7762	10.61	70 Kaczova, Miriam
320	9	15.03	0.5988	4.6999	10.44	1149 SAVKOVIC, JELENA
321	7	11.72	0.5973	4.6879	10.42	856 SHUSHPANOVA, ELIZAVETA
322	9	15.69	0.5736	4.5022	10.00	205 Roos, Gunnar
323	9	18.37	0.4899	3.8454	8.55	570 Torrevillas, Daniel
324	9	20.95	0.4296	3.3718	7.49	882 Brozovskiy, Dmitry
325	7	16.32	0.4289	3.3665	7.48	535 Tamayo, Grace
326	4	10.36	0.3861	3.0304	6.73	90 Steiner, Aldar
327	4	11.98	0.3339	2.6206	5.82	1280 Flores, Juan Paulo
328	5	16.20	0.3086	2.4225	5.38	1192 Karoumbalis, George
329	3	12.35	0.2429	1.9066	4.24	907 NIKOLAEVA, SVETLANA
330	4	16.54	0.2418	1.8981	4.22	956 Price, Jon
331	6	28.47	0.2107	1.6541	3.68	1264 Tsangarakis, Antonios
332	4	20.22	0.1978	1.5527	3.45	953 Athanasopoulos, Labros
333	4	23.14	0.1729	1.3568	3.02	1179 Voudiklari, Niki
334	6	55.57	0.1080	0.8475	1.88	676 Romcy, Waleska
335	1	9.49	0.1054	0.8271	1.84	709 Avoledo, Manuele
336	5	48.04	0.1041	0.8169	1.82	321 Benthien, Horst

PRODUCTION -- Overall Stage Results

IPSC World Shoot XVI

Printed October 10, 2011 at 22:45



Stage 29 --

	PTS	TIME	HIT FACTOR	STAGE POINTS	STAGE PERCENT	COMPETITOR # Name
337	2	23.32	0.0858	0.6731	1.50	640 Hagiantoniou, Savvas
338	1	17.79	0.0562	0.4412	0.98	561 Cabuling, Ronello
339	1	18.30	0.0546	0.4289	0.95	161 Holst, Einar Johan
340	0	22.38	0.0000	0.0000	0.00	106 Smyth, Samuel Paul
341	0	18.18	0.0000	0.0000	0.00	74 Askeland, Chris
342	0	20.79	0.0000	0.0000	0.00	236 Venmore, James Earl
343	0	17.83	0.0000	0.0000	0.00	618 Filolias, Dimitrios
344	0	20.77	0.0000	0.0000	0.00	641 Hagiantoniou, Stavros
345	0	11.97	0.0000	0.0000	0.00	312 Schouwink, Peter
346	0	16.42	0.0000	0.0000	0.00	73 Flugstad, Lars Christian
347	0	12.11	0.0000	0.0000	0.00	75 Solheim Schei, Fredrik
348	0	20.32	0.0000	0.0000	0.00	628 Perfileva, Irina
349	0	10.64	0.0000	0.0000	0.00	239 Reggeti, Andres
350	0	16.53	0.0000	0.0000	0.00	629 Samoniuk, Aleksandr
351	0	10.63	0.0000	0.0000	0.00	507 Oliveira Ribas, Heraldo Sergio
352	0	15.00	0.0000	0.0000	0.00	138 Eide, Nils Einar
353	0	36.95	0.0000	0.0000	0.00	114 West, Roye
354	0	16.92	0.0000	0.0000	0.00	473 Budarny, Anton
355	0	23.88	0.0000	0.0000	0.00	299 Seeto, Roderick
356	0	16.37	0.0000	0.0000	0.00	204 Owe, Geir
357	0	16.62	0.0000	0.0000	0.00	60 Diaz Diaz, Juan Jose
358	0	31.63	0.0000	0.0000	0.00	945 Zieper, Warren
359	0	30.41	0.0000	0.0000	0.00	852 Tasset, Andre
360	0	12.82	0.0000	0.0000	0.00	1259 Van Hof, Patrick
361	0	9.94	0.0000	0.0000	0.00	722 Gruzmanov, Konstantin
362	0	19.66	0.0000	0.0000	0.00	861 ERMOLAEV, EVGENY
363	0	18.03	0.0000	0.0000	0.00	1216 Tsangaropoulos, Charalambos
364	0	0.00	0.0000	0.0000	0.00	1220 Chasogia, Efstathia
365	0	0.00	0.0000	0.0000	0.00	1242 Gibney, Jim
366	0	0.00	0.0000	0.0000	0.00	1183 Exarchos, Konstantinos
367	0	59.36	0.0000	0.0000	0.00	922 Collins, Jeff
368	0	23.22	0.0000	0.0000	0.00	1203 Behtsoudis, Apostolos
369	0	16.72	0.0000	0.0000	0.00	847 Berdnikov, Sergey
370	0	19.71	0.0000	0.0000	0.00	960 Sahni, Simar
371	0	13.48	0.0000	0.0000	0.00	1072 Reilly, Chad
372	0	0.00	0.0000	0.0000	0.00	1138 Pardis, Nikolaos
373	0	0.00	0.0000	0.0000	0.00	1222 Efentakis, Emmanouil
374	0	12.29	0.0000	0.0000	0.00	663 Perim, Rodrigo
375	0	14.85	0.0000	0.0000	0.00	787 Vanreusel, Philippe
376	0	13.60	0.0000	0.0000	0.00	817 Radcliffe, Tony
377	0	27.09	0.0000	0.0000	0.00	1204 Nikolouzos, Spyridon
378	0	7.60	0.0000	0.0000	0.00	947 Strader, Phil

PRODUCTION -- Overall Stage Results

IPSC World Shoot XVI

Printed October 10, 2011 at 22:45



Stage 29 --

	PTS	TIME	HIT FACTOR	STAGE POINTS	STAGE PERCENT	COMPETITOR # Name
379	0	35.60	0.0000	0.0000	0.00	914 Bryson, Cheryl
380	0	15.25	0.0000	0.0000	0.00	1178 Psaroudakis, Kosmas
381	0	18.80	0.0000	0.0000	0.00	963 Sarantis, Paul

MODIFIED -- Overall Stage Results

IPSC World Shoot XVI

Printed October 10, 2011 at 22:45



Stage 29 --

	PTS	TIME	HIT FACTOR	STAGE POINTS	STAGE PERCENT	COMPETITOR # Name
1	39	5.71	6.8301	45.0000	100.00	1036 Vidanes, Jojo
2	41	6.21	6.6023	43.4987	96.66	592 Dela Cruz, Lazaro Jr
3	42	7.41	5.6680	37.3435	82.99	1050 Voigt, Michael
4	41	7.72	5.3109	34.9905	77.76	492 Coelho Martins, Ildeu Heller
5	42	8.75	4.8000	31.6246	70.28	805 Helan, Vit
6	42	8.90	4.7191	31.0916	69.09	465 Meier, Dominic
7	43	9.32	4.6137	30.3974	67.55	1033 Horinek, Milos
8	41	9.00	4.5556	30.0141	66.70	552 Figueiredo Cortes, Moacyrcaldonazi
9	35	7.98	4.3860	28.8968	64.22	879 Leatham, Rob
10	39	8.91	4.3771	28.8384	64.09	712 Sideri, Corrado
11	41	9.37	4.3757	28.8289	64.06	724 Volpe, Oronzo
12	40	9.57	4.1797	27.5380	61.20	173 Kykkanen, Harri
13	38	9.11	4.1712	27.4821	61.07	340 Dvojmoc, Ludwig
14	31	7.54	4.1114	27.0878	60.20	464 Flass, Juergen
15	38	9.26	4.1037	27.0369	60.08	1035 Stedman, Roy
16	43	10.61	4.0528	26.7016	59.34	1268 Aalto, Jari
17	37	9.19	4.0261	26.5259	58.95	372 Schaefer, Markus
18	42	10.55	3.9810	26.2289	58.29	281 Shavit, Yoav
19	39	9.87	3.9514	26.0334	57.85	599 Mura, Gavino
20	42	10.63	3.9511	26.0316	57.85	175 Kivi, Matti
21	40	10.31	3.8797	25.5614	56.80	376 Tagliamonte, Raffaele
22	44	11.79	3.7320	24.5880	54.64	1090 Tsiskakis, Manolis
23	41	11.26	3.6412	23.9900	53.31	1055 Silva Medeiros, Jose Luiz
24	26	7.40	3.5135	23.1486	51.44	718 Cerrato, Davide
25	28	8.26	3.3898	22.3338	49.63	449 Oliveira Ribas, Augusto Sergio
26	41	12.16	3.3717	22.2144	49.37	672 Taramelli, Nicolas
27	23	6.83	3.3675	22.1866	49.30	1030 Henes, Zdenek
28	31	9.36	3.3120	21.8208	48.49	825 Faure, Thierry
29	44	13.74	3.2023	21.0984	46.89	788 Fernandes, Henrique
30	42	13.20	3.1818	20.9633	46.59	731 Patria, Giorgio
31	42	13.44	3.1250	20.5889	45.75	785 Mottet, Andreas
32	27	8.76	3.0822	20.3069	45.13	452 Papa, Enrico
33	32	10.44	3.0651	20.1945	44.88	463 Ebert, Rene
34	23	7.97	2.8858	19.0131	42.25	471 Arendt, Benjamin
35	26	10.31	2.5218	16.6149	36.92	147 Perrone, Antonio
36	26	10.66	2.4390	16.0694	35.71	429 Garcia, Antonio
37	18	7.62	2.3622	15.5633	34.59	717 Vezzoli, Roberto
38	28	12.09	2.3160	15.2586	33.91	1092 Stylianakis, Konstantinos
39	21	10.27	2.0448	13.4720	29.94	690 La Bruna, Bruno
40	15	7.37	2.0353	13.4094	29.80	529 Silveira Boaventura, Leandro
41	24	12.04	1.9934	13.1331	29.18	426 Bonaldo, Massimo
42	15	7.73	1.9405	12.7849	28.41	532 Morales, Jerome Jovanne

MODIFIED -- Overall Stage Results

IPSC World Shoot XVI

Printed October 10, 2011 at 22:45



Stage 29 --

	PTS	TIME	HIT FACTOR	STAGE POINTS	STAGE PERCENT	COMPETITOR # Name
43	26	13.84	1.8786	12.3772	27.50	450 Costa Junior, Abrahao Felipe
44	22	11.89	1.8503	12.1906	27.09	451 Panganiban, Christopher
45	14	7.60	1.8421	12.1366	26.97	522 Uygongco, Nelson
46	28	17.82	1.5713	10.3522	23.00	701 Garcia, Felicito
47	14	9.45	1.4815	9.7607	21.69	176 Anttila, Janne
48	23	16.20	1.4198	9.3540	20.79	1049 Dueck, Barry
49	18	14.84	1.2129	7.9914	17.76	1093 Babouris, Nektarios
50	20	19.88	1.0060	6.6282	14.73	1218 Tsiolakis, Konstantinos
51	12	13.65	0.8791	5.7921	12.87	1091 Zafiridis, Michail
52	9	11.87	0.7582	4.9955	11.10	336 Lange, Bernd
53	10	13.56	0.7375	4.8587	10.80	359 Mariack-Kraft, Lisa
54	7	12.39	0.5650	3.7223	8.27	1089 Vorilas, Spyridon
55	0	19.11	0.0000	0.0000	0.00	490 Melo Gervasio, Helen
56	0	0.00	0.0000	0.0000	0.00	1140 Rigas, Efstathios
57	0	0.00	0.0000	0.0000	0.00	687 Papadopoulos, Vasileios

REVOLVER (STANDARD) -- Overall Stage Results

IPSC World Shoot XVI

Printed October 10, 2011 at 22:45



Stage 29 --

	PTS	TIME	HIT FACTOR	STAGE POINTS	STAGE PERCENT	COMPETITOR # Name
1	42	10.89	3.8567	45.0000	100.00	320 Back, Sascha
2	41	12.57	3.2617	38.0575	84.57	364 Schneider, Markus
3	44	13.51	3.2568	38.0004	84.45	1230 Lopez, Ricardo
4	42	12.95	3.2432	37.8417	84.09	361 Rauer, Dietmar
5	42	13.65	3.0769	35.9011	79.78	990 Miculek, Jerry
6	42	13.68	3.0702	35.8224	79.61	1034 Nemecek, Zdenek
7	45	14.80	3.0405	35.4766	78.84	530 Azevedo, Moacir
8	38	13.05	2.9119	33.9754	75.50	994 Sweeney, Patrick
9	42	15.78	2.6616	31.0551	69.01	550 Nilsson, Ola
10	36	13.55	2.6568	30.9995	68.89	332 Exner, Thomas
11	39	14.90	2.6174	30.5400	67.87	981 Walsh, Clifford
12	43	16.51	2.6045	30.3887	67.53	978 Ladic, Tibor
13	43	16.66	2.5810	30.1151	66.92	289 Singsomboon, Tavesak
14	37	14.77	2.5051	29.2289	64.95	744 Tranquilli, Valter
15	44	17.86	2.4636	28.7450	63.88	574 Arambulo, Raul
16	41	16.81	2.4390	28.4582	63.24	600 Andriani, Giovanni
17	39	16.27	2.3970	27.9684	62.15	1136 Kontopoulos, Ioannis
18	43	18.21	2.3613	27.5518	61.23	630 Zambonin, Claudio
19	39	17.54	2.2235	25.9434	57.65	1016 Kolar, Milan
20	39	17.90	2.1788	25.4216	56.49	123 Eilertsen, Ole
21	32	15.02	2.1305	24.8583	55.24	988 Kirchweger, Hermann
22	34	17.82	1.9080	22.2619	49.47	494 Carvalho Marques Da Silva, Joao Rafael
23	38	20.23	1.8784	21.9169	48.70	675 Montoro, Wanderley
24	33	17.75	1.8592	21.6924	48.21	682 Ricciardi, Luca
25	25	13.54	1.8464	21.5433	47.87	562 Chua, Phillipp
26	28	16.61	1.6857	19.6689	43.71	338 Lindfors, Anders
27	26	16.70	1.5569	18.1655	40.37	470 Sio, Hubert
28	28	19.00	1.4737	17.1947	38.21	667 Barbosa, Silvio Humberto
29	24	16.80	1.4286	16.6684	37.04	151 Hella, John
30	33	23.19	1.4230	16.6037	36.90	698 Della Savia, Alain Marco
31	20	17.95	1.1142	13.0004	28.89	467 Itani, Marwan
32	15	17.78	0.8436	9.8435	21.87	619 Rosas Torres, Rogerio
33	12	16.42	0.7308	8.5271	18.95	1135 Kontis, Georgios
34	11	16.32	0.6740	7.8644	17.48	548 Garcia Rosado, Joao
35	7	16.19	0.4324	5.0448	11.21	1134 Karagiannakis, Iosif
36	10	27.83	0.3593	4.1925	9.32	1188 Kathareios, Christos
37	0	12.80	0.0000	0.0000	0.00	410 Knaus, Guenther
38	0	25.22	0.0000	0.0000	0.00	290 Bergfeldt, Per
39	0	17.83	0.0000	0.0000	0.00	323 Rimmele, Marcus
40	0	22.15	0.0000	0.0000	0.00	1164 Kriebardis, Anastasios
41	0	20.61	0.0000	0.0000	0.00	700 Sartor, Marco
42	0	14.78	0.0000	0.0000	0.00	993 Griffin, Matthew

REVOLVER (STANDARD) -- Overall Stage Results

IPSC World Shoot XVI

Printed October 10, 2011 at 22:45



Stage 29 --

PTS	TIME	HIT FACTOR	STAGE POINTS	STAGE PERCENT	COMPETITOR # Name
43	0	41.68	0.0000	0.0000	0.00 1198 Labroulis, Konstantinos

OPEN -- Overall Stage Results**IPSC World Shoot XVI**

Printed October 10, 2011 at 22:45

**Stage 30 --**

	PTS	TIME	HIT FACTOR	STAGE POINTS	STAGE PERCENT	COMPETITOR # Name
1	156	20.25	7.7037	160.0000	100.00	382 Ballesteros, Jorge
2	152	19.75	7.6962	159.8442	99.90	984 Tilley, Chris
3	157	21.07	7.4514	154.7589	96.72	267 Kirsch, Saul
4	153	20.72	7.3842	153.3635	95.85	977 Michel, Max
5	149	20.85	7.1463	148.4228	92.76	982 Eusibio, Kamille
6	151	21.33	7.0792	147.0302	91.89	1054 Jarrett, Todd
7	142	20.14	7.0506	146.4365	91.52	974 Racaza, J J
8	149	21.58	6.9045	143.4020	89.63	519 Hinojales, Stephen John
9	159	23.11	6.8801	142.8952	89.31	735 GRAUFFEL, ERIC
10	152	22.16	6.8592	142.4604	89.04	651 Mcintosh, Brodie
11	151	22.12	6.8264	141.7791	88.61	736 Obriot, Emile
12	156	22.98	6.7885	140.9922	88.12	511 Gino, Edcel John
13	151	22.40	6.7411	140.0069	87.50	1000 Kamenicek, Martin
14	152	22.55	6.7406	139.9966	87.50	650 Mcconachie, David
15	150	22.26	6.7385	139.9544	87.47	331 Eidenschink, Bernhard
16	142	21.26	6.6792	138.7220	86.70	1032 Coley, Shane
17	147	22.17	6.6306	137.7121	86.07	638 Graham, Gareth
18	147	22.47	6.5421	135.8735	84.92	652 Soldini, David
19	147	22.50	6.5333	135.6923	84.81	1081 Drummond, William
20	149	23.07	6.4586	134.1402	83.84	446 Schneider, Patrik
21	154	23.91	6.4408	133.7709	83.61	26 Minaglia, Daniel Horacio
22	151	23.75	6.3579	132.0486	82.53	283 Skoog, Lars-Tony
23	151	23.80	6.3445	131.7712	82.36	186 Runtti, Petri
24	150	23.67	6.3371	131.6174	82.26	778 Hansen, Johan
25	146	23.05	6.3341	131.5535	82.22	348 Kroener, Matthias
26	154	24.35	6.3244	131.3537	82.10	1078 Francisco, Ronald
27	152	24.18	6.2862	130.5593	81.60	1123 Havlicek, Miroslav
28	144	22.92	6.2827	130.4873	81.55	694 Borsari, Luca
29	150	23.99	6.2526	129.8618	81.16	1044 Kneringer, Mario
30	150	24.02	6.2448	129.6996	81.06	804 Neel, Nicholas
31	143	22.93	6.2364	129.5246	80.95	311 Ballesteros, Juan Carlos
32	151	24.39	6.1911	128.5836	80.36	185 Peltokoski, Raine
33	148	23.92	6.1873	128.5053	80.32	508 Arthur, Rhys
34	148	24.09	6.1436	127.5984	79.75	738 Obriot, Thierry
35	147	23.94	6.1404	127.5304	79.71	691 Ascioti, Giuseppe
36	123	20.12	6.1133	126.9689	79.36	946 SEBO, ROBIN
37	151	24.84	6.0789	126.2542	78.91	1074 Weber, Guenther
38	153	25.23	6.0642	125.9490	78.72	649 Kotsoglo, Kalan
39	151	24.92	6.0594	125.8489	78.66	36 Montgomery, Hubert Thomas
40	147	24.27	6.0569	125.7963	78.62	208 Sparby, Frank
41	149	24.68	6.0373	125.3896	78.37	835 Nordberg, Johan
42	155	25.81	6.0054	124.7280	77.96	997 Francisco, Megan

OPEN -- Overall Stage Results

IPSC World Shoot XVI

Printed October 10, 2011 at 22:45



Stage 30 --

	PTS	TIME	HIT FACTOR	STAGE POINTS	STAGE PERCENT	COMPETITOR # Name
43	149	24.82	6.0032	124.6823	77.93	1075 Volk, Franz
44	147	24.51	5.9976	124.5645	77.85	276 Rooijendijk, Lucien
45	147	24.58	5.9805	124.2098	77.63	250 Sonthiniwat, Peerapong
46	140	23.43	5.9752	124.1012	77.56	240 Arthur, Justin
47	149	25.04	5.9505	123.5869	77.24	397 Gonzalez, Javier
48	150	25.33	5.9218	122.9919	76.87	1056 Fessas, Dimitrios
49	146	24.69	5.9133	122.8152	76.76	1039 Sustrova, Katerina
50	129	21.86	5.9012	122.5632	76.60	1008 PIJACEK, PETR
51	152	25.78	5.8960	122.4563	76.54	387 Wilda, Christian
52	153	25.97	5.8914	122.3601	76.48	423 Haas, Peter
53	152	25.95	5.8574	121.6541	76.03	616 Desagneaux, Jean-Luc
54	149	25.55	5.8317	121.1200	75.70	189 Partanen, Simo
55	135	23.16	5.8290	121.0642	75.67	269 Van Koolwijk, Jacky
56	140	24.04	5.8236	120.9523	75.60	264 Faro, Rien
57	144	24.78	5.8111	120.6929	75.43	145 Menachem, Hemi
58	147	25.32	5.8057	120.5797	75.36	601 Martino, Massimo
59	148	25.54	5.7948	120.3542	75.22	168 Haugli, Steinar
60	148	25.54	5.7948	120.3542	75.22	623 Blowers, Karla
61	147	25.38	5.7920	120.2946	75.18	961 Samchek, Alan
62	145	25.06	5.7861	120.1731	75.11	358 Loch, Marijan
63	140	24.24	5.7756	119.9543	74.97	931 Markessinis, Nikita
64	143	24.76	5.7754	119.9515	74.97	194 Niemela, Juha
65	151	26.15	5.7744	119.9294	74.96	47 Gigli, Fabricio
66	152	26.35	5.7685	119.8073	74.88	943 Szackas, Alex
67	148	25.66	5.7677	119.7913	74.87	200 Besana, Emanuele
68	151	26.28	5.7458	119.3361	74.59	1020 Thompson, Ben
69	150	26.26	5.7121	118.6361	74.15	692 Pusceddu, Daniele
70	143	25.06	5.7063	118.5156	74.07	500 Stevenson Carvalho, Joao Carlos
71	148	26.04	5.6836	118.0432	73.78	85 Blum, Nicolas
72	151	26.58	5.6810	117.9892	73.74	266 Keppel, John
73	139	24.49	5.6758	117.8817	73.68	767 Altuna, Denis
74	148	26.08	5.6748	117.8622	73.66	793 Botturi, Enri
75	150	26.47	5.6668	117.6949	73.56	602 D'agostino, Marcello
76	152	26.83	5.6653	117.6639	73.54	949 Lee, Athena
77	145	25.63	5.6574	117.5005	73.44	278 Roorda, Richard
78	145	25.65	5.6530	117.4089	73.38	504 Mangudadatu, Datu Pax Ali
79	143	25.36	5.6388	117.1136	73.20	501 Lucena Ferreira, Jose Josias
80	139	24.66	5.6367	117.0691	73.17	244 Murdock, Lesgar
81	152	26.97	5.6359	117.0531	73.16	327 Bettermann, Heribert
82	148	26.34	5.6188	116.6988	72.94	388 Winkler, Oliver
83	150	26.75	5.6075	116.4630	72.79	163 Ally, Hishaam
84	153	27.40	5.5839	115.9742	72.48	797 Fristrup, Klaus

OPEN -- Overall Stage Results

IPSC World Shoot XVI

Printed October 10, 2011 at 22:45



Stage 30 --

	PTS	TIME	HIT FACTOR	STAGE POINTS	STAGE PERCENT	COMPETITOR # Name
85	130	23.35	5.5675	115.6317	72.27	1071 Neel, Lee
86	149	26.82	5.5556	115.3846	72.12	543 Ladroma, Nolito
87	149	26.83	5.5535	115.3416	72.09	696 Rovey, Maurizio
88	150	27.02	5.5514	115.2992	72.06	485 Talaga, Ramil
89	154	27.79	5.5416	115.0940	71.93	995 Jones, Rebecca
90	124	22.40	5.5357	114.9725	71.86	556 Agustin, Kenneth Ray
91	152	27.46	5.5353	114.9644	71.85	118 Lee, Kyrre Magnus
92	154	27.85	5.5296	114.8460	71.78	959 Runions, Ivan
93	146	26.48	5.5136	114.5131	71.57	1057 Tyrakis, Ioannis
94	149	27.05	5.5083	114.4035	71.50	591 Panganiban, Carlos
95	148	26.89	5.5039	114.3119	71.44	254 Keaney, Paul
96	140	25.46	5.4988	114.2063	71.38	918 Saiti, Naim
97	131	23.84	5.4950	114.1262	71.33	714 Barbizzi, Daniele
98	146	26.58	5.4929	114.0823	71.30	713 Ravizzini, Paolo Andrea
99	146	26.59	5.4908	114.0394	71.27	263 Drummen, Maurice
100	145	26.41	5.4903	114.0302	71.27	393 Thurner, Helmut
101	139	25.36	5.4811	113.8377	71.15	610 Santos, Rald Abel
102	141	25.74	5.4779	113.7708	71.11	741 Ricci, Niccolo'
103	141	25.80	5.4651	113.5063	70.94	22 Gaspar, Abel
104	148	27.09	5.4633	113.4679	70.92	1014 Yamaguchi, Hiroyoshi
105	144	26.39	5.4566	113.3296	70.83	392 Schulte, Andreas
106	143	26.23	5.4518	113.2291	70.77	1076 Kraushofer, Roland
107	148	27.17	5.4472	113.1338	70.71	125 Sandas, Frank
108	147	27.19	5.4064	112.2868	70.18	1041 Hasenkopf, Notburga
109	147	27.22	5.4004	112.1630	70.10	1097 HUTTNER, ELI
110	146	27.16	5.3756	111.6461	69.78	212 Osman, Mohamed Ziad
111	151	28.13	5.3679	111.4879	69.68	739 Yang, Christopher
112	145	27.10	5.3506	111.1269	69.45	740 Makarounas, Michail
113	143	26.77	5.3418	110.9451	69.34	647 Edwards, Phillip
114	149	27.90	5.3405	110.9181	69.32	656 Sameshima, Kazuki
115	131	24.57	5.3317	110.7354	69.21	742 Mazzara, Davide
116	140	26.30	5.3232	110.5586	69.10	622 Blowers, Linda
117	150	28.20	5.3191	110.4746	69.05	571 Tuan, Keo Dale
118	152	28.59	5.3165	110.4205	69.01	1116 Clausen, Torsten
119	139	26.19	5.3074	110.2300	68.89	916 Chang, Don
120	137	25.93	5.2835	109.7333	68.58	528 Oliveira Cariello, Horacio
121	149	28.23	5.2781	109.6215	68.51	563 Mangudatu, Rubbil
122	156	29.58	5.2738	109.5335	68.46	1012 Horejsi, Lenka
123	136	25.79	5.2734	109.5237	68.45	639 Hagiantoniou, Paul
124	151	28.64	5.2723	109.5026	68.44	213 Gogos, Alexandros
125	147	27.93	5.2632	109.3117	68.32	873 Auger, Michael
126	153	29.07	5.2632	109.3117	68.32	792 Boccia, Maurizio

OPEN -- Overall Stage Results**IPSC World Shoot XVI**

Printed October 10, 2011 at 22:45

**Stage 30 --**

	PTS	TIME	HIT FACTOR	STAGE POINTS	STAGE PERCENT	COMPETITOR # Name
127	135	25.69	5.2550	109.1415	68.21	454 Kwan, Billy
128	142	27.04	5.2515	109.0692	68.17	938 Koch, Frank
129	147	28.07	5.2369	108.7665	67.98	579 Cheesman, Enrique
130	119	22.78	5.2239	108.4960	67.81	642 Da Costa, Patrice
131	138	26.42	5.2233	108.4843	67.80	1010 Ilarina, Alvin
132	153	29.33	5.2165	108.3427	67.71	853 Ronsse, Jurgen
133	137	26.37	5.1953	107.9023	67.44	391 Schneider, Franz
134	155	29.89	5.1857	107.7026	67.31	730 Todaro, Giuseppe
135	151	29.12	5.1854	107.6976	67.31	998 Kamenicek, Miroslav
136	144	27.78	5.1836	107.6591	67.29	929 Mackay, Wade
137	154	29.75	5.1765	107.5113	67.19	798 Schieck, Peter
138	125	24.21	5.1632	107.2348	67.02	498 Mangudadatu, Suharto Al Wali
139	129	24.99	5.1621	107.2121	67.01	44 Balbi, Martin Ernesto
140	153	29.66	5.1585	107.1373	66.96	1029 Levanza-Rosales, Valerie
141	143	27.73	5.1569	107.1042	66.94	198 Solberg, Bjorn Richard
142	142	27.54	5.1561	107.0890	66.93	1019 Townley, Rob
143	115	22.34	5.1477	106.9141	66.82	560 Morales, Agustin
144	148	28.76	5.1460	106.8792	66.80	737 Gibert, Philippe
145	141	27.43	5.1404	106.7613	66.73	1068 Brister, Johnny
146	152	29.67	5.1230	106.4012	66.50	124 Johansen, Are
147	153	29.93	5.1119	106.1708	66.36	214 Van Der Merwe, Kenneth
148	147	28.78	5.1077	106.0833	66.30	1254 Kartapanis, Ioannis
149	143	28.07	5.0944	105.8069	66.13	282 Sirison, Sasavat
150	152	29.86	5.0904	105.7242	66.08	612 Tan, Mary Grace
151	153	30.07	5.0881	105.6765	66.05	284 Srijinta-Anggul, Wat
152	125	24.58	5.0854	105.6206	66.01	187 Kadenius, Jyrki
153	150	29.54	5.0779	105.4632	65.91	583 Cuyong, Lydia Abigail
154	152	30.02	5.0633	105.1607	65.73	300 Chantharatanachok, Nikorn
155	136	26.94	5.0483	104.8484	65.53	608 Ramos, Angela Mariz
156	123	24.38	5.0451	104.7832	65.49	383 Espilez, Ivan
157	141	27.99	5.0375	104.6253	65.39	568 Heller, Joshua
158	140	27.83	5.0305	104.4805	65.30	37 Dadamia, Goolam
159	152	30.23	5.0281	104.4301	65.27	1113 Liberti, Giovanni Furio
160	147	29.27	5.0222	104.3074	65.19	1042 Kraushofer, Gabriele
161	151	30.20	5.0000	103.8461	64.90	20 Schoeman, Daniel
162	153	30.66	4.9902	103.6429	64.78	614 Anderson, Natalie
163	143	28.73	4.9774	103.3763	64.61	1017 Benedetto, Edwin
164	132	26.54	4.9736	103.2984	64.56	481 Silva Oliveira, Demetrius
165	139	27.99	4.9661	103.1412	64.46	1109 Madaros, Konstantinos
166	151	30.47	4.9557	102.9260	64.33	303 Johnson, Anthony
167	133	26.92	4.9406	102.6117	64.13	234 Jacobs, Adnaan
168	140	28.35	4.9383	102.5641	64.10	751 Zanardi, Enzo

OPEN -- Overall Stage Results**IPSC World Shoot XVI**

Printed October 10, 2011 at 22:45

**Stage 30 --**

	PTS	TIME	HIT FACTOR	STAGE POINTS	STAGE PERCENT	COMPETITOR # Name
169	152	31.00	4.9032	101.8362	63.65	461 Angerer, Klaus
170	142	29.01	4.8949	101.6626	63.54	566 Tarrade, Alain
171	141	28.81	4.8941	101.6474	63.53	459 Spies, Axel
172	152	31.10	4.8875	101.5088	63.44	587 Navato, Janice
173	126	25.79	4.8856	101.4705	63.42	133 Bishop, Brian
174	147	30.09	4.8853	101.4648	63.42	999 Miculek, Kay
175	139	28.49	4.8789	101.3311	63.33	385 Weuster, Frank
176	154	31.58	4.8765	101.2812	63.30	620 Blackaller, David
177	146	29.94	4.8764	101.2795	63.30	384 Metzner, Michael
178	153	31.43	4.8680	101.1038	63.19	685 Quertinier, Stephane
179	130	26.92	4.8291	100.2972	62.69	140 Wiel, Elisabeth
180	133	27.68	4.8049	99.7944	62.37	786 De Vos, Willy
181	141	29.38	4.7992	99.6753	62.30	1144 Bortot, Roberto
182	157	32.83	4.7822	99.3228	62.08	215 Bouwer, Pieter
183	146	30.62	4.7681	99.0303	61.89	1067 Pelissier, Michael
184	142	29.82	4.7619	98.9011	61.81	1108 Drakakis, Panagiotis
185	146	30.77	4.7449	98.5475	61.59	534 Lim, Edwin Peter
186	132	27.86	4.7380	98.4041	61.50	389 Lindenmayer, Christian
187	146	30.87	4.7295	98.2283	61.39	398 Ballesteros, Lorena
188	154	32.64	4.7181	97.9921	61.25	275 Rodigas, Eduard
189	148	31.39	4.7149	97.9244	61.20	134 Skotte, Eddy
190	145	30.76	4.7139	97.9044	61.19	596 Wallin, Joakim
191	142	30.13	4.7129	97.8835	61.18	586 Levanza, Catherine
192	133	28.23	4.7113	97.8501	61.16	48 Rigueira, Jorge Omar
193	151	32.26	4.6807	97.2149	60.76	794 Hirano, Tetsuya
194	127	27.15	4.6777	97.1526	60.72	54 Van Den Berg, Jan Fouche
195	143	30.74	4.6519	96.6168	60.39	689 Perruccino, Patrizia
196	127	27.36	4.6418	96.4069	60.25	243 RAM, DAVID
197	132	28.45	4.6397	96.3634	60.23	829 Pedersen, Frants Bo
198	128	27.67	4.6259	96.0774	60.05	801 Parise, Ettore
199	152	33.02	4.6033	95.6064	59.75	646 Dwyer, Bernie
200	150	32.59	4.6026	95.5933	59.75	152 Klov, Morten
201	146	31.83	4.5869	95.2657	59.54	431 Riubrugent, Victor
202	142	30.99	4.5821	95.1672	59.48	680 Romani, Carlo
203	145	31.65	4.5814	95.1513	59.47	342 Henking, Mathias
204	140	30.76	4.5514	94.5284	59.08	61 Esposito, Antonio Hector
205	146	32.13	4.5440	94.3762	58.99	515 Betschart, Bruno
206	136	29.96	4.5394	94.2795	58.92	581 Cu, Sonny
207	134	29.66	4.5179	93.8327	58.65	1060 Harrison, Jessica
208	139	30.89	4.4998	93.4582	58.41	940 Kovic, Josko
209	131	29.13	4.4971	93.4009	58.38	980 Sera, Martina
210	148	32.94	4.4930	93.3165	58.32	952 Mchugh, Bernie

OPEN -- Overall Stage Results**IPSC World Shoot XVI**

Printed October 10, 2011 at 22:45

**Stage 30 --**

	PTS	TIME	HIT FACTOR	STAGE POINTS	STAGE PERCENT	COMPETITOR # Name
211	148	32.99	4.4862	93.1751	58.23	679 Montesanto, Francesco Paolo
212	125	27.88	4.4835	93.1189	58.20	808 Mondaca, Miguel
213	137	30.59	4.4786	93.0168	58.14	851 Lauwers, Marc
214	140	31.49	4.4459	92.3370	57.71	144 Johansen, Roger
215	140	31.51	4.4430	92.2784	57.67	930 Markessinis, Tommy
216	145	32.88	4.4100	91.5918	57.24	661 Vardanega, Paul
217	145	32.89	4.4086	91.5639	57.23	575 Barcelona, Ronaldo
218	145	32.97	4.3979	91.3418	57.09	1023 Korondan, Attila
219	130	29.61	4.3904	91.1854	56.99	77 Dagan, Yael
220	140	31.91	4.3873	91.1217	56.95	1162 Babouris, Vasileios
221	143	32.63	4.3825	91.0205	56.89	648 Williams, Peter
222	116	26.47	4.3823	91.0174	56.89	460 Schraner, Remo
223	144	32.92	4.3742	90.8496	56.78	400 Barros, Cristina
224	145	33.27	4.3583	90.5181	56.57	1027 Ramirez, Robert
225	145	33.31	4.3530	90.4094	56.51	407 Gallenbach, Heinz
226	143	32.96	4.3386	90.1092	56.32	621 Blowers, Alain
227	124	28.61	4.3341	90.0169	56.26	950 Lim, Johnny
228	148	34.15	4.3338	90.0101	56.26	309 Mak, Kam Sing
229	152	35.10	4.3305	89.9408	56.21	132 Harris, John
230	147	34.28	4.2882	89.0629	55.66	93 SHAPIRA, TAL
231	144	33.68	4.2755	88.7996	55.50	349 LENNERT, ADAM
232	132	30.88	4.2746	88.7804	55.49	1143 Manzoni, Cristiano
233	103	24.33	4.2335	87.9256	54.95	46 Latorre, Ariel Rodrigo
234	148	35.22	4.2022	87.2756	54.55	219 Van Den Berg, Ets
235	154	36.75	4.1905	87.0330	54.40	1110 Kavouklis, Nikolaos
236	154	36.80	4.1848	86.9147	54.32	171 Montgomery, Hanlie
237	158	37.83	4.1766	86.7443	54.22	966 Silva, Jose
238	140	33.69	4.1555	86.3073	53.94	1043 Steurer, Margit
239	142	34.46	4.1207	85.5842	53.49	195 Ovasainen, Pentti
240	145	35.20	4.1193	85.5551	53.47	826 Hazan, Albert
241	148	35.95	4.1168	85.5034	53.44	594 Delos Santos, Joey
242	148	35.95	4.1168	85.5034	53.44	1031 Tanaka, Brian
243	143	34.76	4.1139	85.4430	53.40	39 Halpern, Shalom
244	146	35.51	4.1115	85.3931	53.37	94 Glik, Zvi
245	130	31.65	4.1074	85.3080	53.32	1153 Savidis, Ioannis
246	132	32.14	4.1070	85.2999	53.31	326 Baumgaertner, Agnes
247	138	33.61	4.1059	85.2768	53.30	192 Kajasaranta-Alenius, Jaana
248	134	32.68	4.1004	85.1615	53.23	193 Partanen, Pekka
249	147	35.86	4.0993	85.1388	53.21	565 Mangudadatu, Datu Muhaimin
250	132	32.27	4.0905	84.9563	53.10	360 Mueller, Kerstin
251	142	34.92	4.0664	84.4568	52.79	371 Schaefer, Hans-Peter
252	121	29.80	4.0604	84.3314	52.71	546 Gonzaga, Fernando

OPEN -- Overall Stage Results**IPSC World Shoot XVI**

Printed October 10, 2011 at 22:45

**Stage 30 --**

	PTS	TIME	HIT FACTOR	STAGE POINTS	STAGE PERCENT	COMPETITOR # Name
253	149	36.74	4.0555	84.2301	52.64	1107 Kalogerakis, George
254	131	32.47	4.0345	83.7933	52.37	1252 Chalkiopoulos, Kostas
255	123	30.73	4.0026	83.1310	51.96	624 Carey, Mark
256	150	37.57	3.9925	82.9221	51.83	111 Greenway, Steve
257	124	31.08	3.9897	82.8631	51.79	1265 Mangudadatu, Suharto
258	116	29.13	3.9821	82.7062	51.69	951 Abad, Reynaldo
259	112	28.20	3.9716	82.4877	51.55	51 Belletti, Carlo
260	148	37.29	3.9689	82.4308	51.52	363 Remek, Claudia
261	144	36.44	3.9517	82.0738	51.30	270 Lambrechts, Johan
262	149	37.75	3.9470	81.9766	51.24	188 Alenius, Jesse
263	140	35.49	3.9448	81.9299	51.21	109 Cowen, David
264	139	35.29	3.9388	81.8057	51.13	131 Yeung, Danny Tai Chow
265	135	34.34	3.9313	81.6496	51.03	1024 Puskas, Geza
266	139	35.53	3.9122	81.2531	50.78	324 Mangudadatu, Mariam
267	151	38.65	3.9069	81.1424	50.71	380 Kobler, Wolfgang
268	119	30.62	3.8863	80.7165	50.45	408 Glas, Thomas
269	122	31.44	3.8804	80.5931	50.37	399 Fernandez, Pilar
270	117	30.26	3.8665	80.3040	50.19	272 Van Noord, Desiree
271	151	39.09	3.8629	80.2290	50.14	894 Meimaridis, George
272	135	35.01	3.8560	80.0870	50.05	268 Kisters, Rob
273	135	35.10	3.8462	79.8817	49.93	635 Clark, Graeme
274	130	33.83	3.8427	79.8108	49.88	989 FUCHS, ANTON
275	134	34.91	3.8384	79.7215	49.83	390 Nuernberg, Philipp
276	148	38.61	3.8332	79.6127	49.76	897 Saxoni, Dimitra
277	142	37.17	3.8203	79.3444	49.59	896 Fotopoulou, Marianna
278	139	36.52	3.8061	79.0505	49.41	895 Delikostidis, Efrem
279	142	37.77	3.7596	78.0839	48.80	893 Kakoyiannis, Efstathios
280	142	37.91	3.7457	77.7956	48.62	779 Hansen, John Westgard
281	143	38.32	3.7317	77.5052	48.44	782 Bencivenni, Ivano
282	127	34.07	3.7276	77.4198	48.39	1052 Chung, Lily
283	149	40.31	3.6964	76.7704	47.98	925 Gould, Dianne
284	147	39.77	3.6963	76.7683	47.98	634 Carroll, Lex
285	146	39.87	3.6619	76.0549	47.53	310 Ngan, Man Lai Emily
286	121	33.11	3.6545	75.9008	47.44	827 Bouchoucha, Marc
287	133	36.60	3.6339	75.4729	47.17	425 Zanardi, Anna Maria
288	133	36.65	3.6289	75.3699	47.11	330 Ebenhoeh, Julia
289	144	41.18	3.4968	72.6267	45.39	872 Hansen, Fred
290	94	26.97	3.4854	72.3881	45.24	1028 Manning, Blake
291	95	27.43	3.4634	71.9314	44.96	948 Baraoidan, Norberto
292	113	32.99	3.4253	71.1404	44.46	2 Gastelumendi Schunk, Mario Sebastian
293	141	41.30	3.4140	70.9071	44.32	130 Manson, Aaron P
294	118	34.86	3.3850	70.3032	43.94	898 Bergele, Konstantina

OPEN -- Overall Stage Results**IPSC World Shoot XVI**

Printed October 10, 2011 at 22:45

**Stage 30 --**

	PTS	TIME	HIT FACTOR	STAGE POINTS	STAGE PERCENT	COMPETITOR # Name
295	148	43.73	3.3844	70.2915	43.93	345 Knapstein, Paul
296	120	35.72	3.3595	69.7735	43.61	1172 Gerencser, Miklos
297	113	33.70	3.3531	69.6416	43.53	191 Kotkatvuori, Jorma
298	119	35.50	3.3521	69.6208	43.51	564 Mangudadatu, Datu Yassin
299	152	45.38	3.3495	69.5664	43.48	203 Christiansen, Anders
300	148	44.27	3.3431	69.4341	43.40	645 Docwra, Ray
301	152	45.61	3.3326	69.2156	43.26	626 Graham, Gina
302	133	40.17	3.3109	68.7654	42.98	1038 Vidanes, Claudia
303	153	46.28	3.3060	68.6623	42.91	259 Tang, Kam Tim
304	145	44.05	3.2917	68.3664	42.73	748 Desaugere, Jean-Francois
305	119	36.45	3.2647	67.8063	42.38	900 KARCHEV, DANIL
306	152	46.58	3.2632	67.7742	42.36	1171 Rigtrup, Jorgen
307	112	34.35	3.2606	67.7192	42.32	954 Pellicori, Stephen
308	127	39.27	3.2340	67.1681	41.98	367 Falco De Souza, Daniel
309	134	41.45	3.2328	67.1430	41.96	926 Gould, Jon
310	107	33.24	3.2190	66.8564	41.79	1066 Smith, Brian
311	146	46.06	3.1698	65.8339	41.15	913 Breslawski, Joseph
312	114	35.98	3.1684	65.8058	41.13	196 Kosola, Vesa
313	116	36.64	3.1659	65.7541	41.10	23 Larranaga Leone, Omar
314	106	33.68	3.1473	65.3663	40.85	1202 Maragoudakis, Ioannis
315	124	39.79	3.1164	64.7244	40.45	365 Schrader, Heiko
316	115	37.34	3.0798	63.9652	39.98	154 Dyro, Herman
317	155	50.45	3.0723	63.8103	39.88	1168 Tsernat-Korboy, Dorothea
318	139	45.39	3.0623	63.6026	39.75	1152 Mavilidi, Aggeliki
319	150	49.16	3.0513	63.3723	39.61	584 Hizon, Miguelito
320	119	39.01	3.0505	63.3565	39.60	1079 Ramirez, Ericka
321	92	30.17	3.0494	63.3334	39.58	1095 CANETTA, IRENE
322	77	25.30	3.0435	63.2107	39.51	941 Lalonde, Bruce
323	146	48.40	3.0165	62.6510	39.16	1058 Clark, Debra
324	112	37.34	2.9995	62.2966	38.94	848 Polizois, Dimitrios
325	142	47.73	2.9751	61.7899	38.62	202 Haarberg, Stephen Alexand
326	117	39.47	2.9643	61.5657	38.48	936 Wolf, Michael
327	130	43.95	2.9579	61.4334	38.40	1209 Saouridou, Eleonora
328	154	52.08	2.9570	61.4144	38.38	1237 Ullmann, Josef
329	148	50.42	2.9353	60.9648	38.10	279 Sasabone, John
330	122	41.77	2.9208	60.6619	37.91	333 Frindt, Norbert
331	151	52.36	2.8839	59.8960	37.43	540 Fontanilla, Bayani Jr
332	102	35.39	2.8822	59.8605	37.41	933 Moore, Barry
333	114	39.57	2.8810	59.8355	37.40	1141 Savelidis, Haralambos
334	125	43.64	2.8643	59.4902	37.18	657 Motonari, Shinji
335	99	34.84	2.8416	59.0170	36.89	555 Heller, Jessey
336	95	33.70	2.8190	58.5483	36.59	1040 Arredondo, Ralph

OPEN -- Overall Stage Results**IPSC World Shoot XVI**

Printed October 10, 2011 at 22:45


**Stage 30 --**

	PTS	TIME	HIT FACTOR	STAGE POINTS	STAGE PERCENT	COMPETITOR # Name
337	126	44.70	2.8188	58.5441	36.59	670 Sabe, Jose Guilherme
338	111	39.54	2.8073	58.3051	36.44	96 Monteiro, Emerico
339	145	52.29	2.7730	57.5930	36.00	942 Sousa, Fernando
340	113	40.91	2.7622	57.3680	35.85	580 Coseteng, Evelyn Jean
341	151	55.60	2.7158	56.4056	35.25	435 Tsuzmarova, Jelena
342	108	40.10	2.6933	55.9371	34.96	45 Tripoli, Martin Horacio
343	134	53.02	2.5273	52.4911	32.81	695 MASSA, STEFANO
344	91	36.12	2.5194	52.3256	32.70	551 Caplan De Araujo, Marcio Gabriel
345	91	36.23	2.5117	52.1667	32.60	768 Balesi, Daniel
346	108	44.27	2.4396	50.6681	31.67	64 Zarzif, Nachum Jonatan
347	110	45.82	2.4007	49.8607	31.16	750 Fromajot, Philippe
348	122	55.70	2.1903	45.4910	28.43	434 Belyshev, Sergei
349	91	42.36	2.1483	44.6176	27.89	605 Christovasilis, Dimitrios
350	132	61.73	2.1383	44.4118	27.76	1084 Neonakis, Nikolaos
351	122	57.10	2.1366	44.3756	27.73	115 Sanders, Robert
352	94	45.38	2.0714	43.0213	26.89	72 Heldaas, Bjorn
353	65	31.65	2.0537	42.6540	26.66	174 Kreuzer, Kurt
354	156	76.82	2.0307	42.1765	26.36	1160 Orfanaki, Irene
355	83	41.86	1.9828	41.1812	25.74	771 Andersen, Tim
356	97	79.37	1.2221	25.3826	15.86	1224 Haritos, Ioannis
357	76	64.77	1.1734	24.3703	15.23	935 Li, Qing
358	84	81.36	1.0324	21.4432	13.40	164 Biermann, Alexis
359	0	0.00	0.0000	0.0000	0.00	25 Anastasiou, John
360	0	0.00	0.0000	0.0000	0.00	255 Saaiman, Jan Andries
361	0	0.00	0.0000	0.0000	0.00	190 Suominen, Jukka
362	0	0.00	0.0000	0.0000	0.00	1195 Kelesis, Dimitrios
363	0	7.62	0.0000	0.0000	0.00	1126 Bonomi, Cristian
364	0	0.00	0.0000	0.0000	0.00	1201 Mantzaridis, Christos

STANDARD -- Overall Stage Results

IPSC World Shoot XVI

Printed October 10, 2011 at 22:45




Stage 30 --

	PTS	TIME	HIT FACTOR	STAGE POINTS	STAGE PERCENT	COMPETITOR # Name
1	154	22.85	6.7396	160.0000	100.00	1009 Bragg, Emanuel
2	154	23.35	6.5953	156.5739	97.86	1015 MIGUEZ, BLAKE
3	147	24.11	6.0971	144.7457	90.47	1002 Tomasie, Travis
4	152	25.23	6.0246	143.0249	89.39	915 Burrell, Michael
5	149	25.35	5.8777	139.5384	87.21	658 Batki, Gyorgy
6	157	26.87	5.8429	138.7131	86.70	146 Kolia, Muhammed
7	149	25.76	5.7842	137.3175	85.82	558 Dionisio, Jethro
8	153	26.53	5.7671	136.9114	85.57	986 Liehne, Zdenek
9	155	27.09	5.7217	135.8339	84.90	401 Jaime, Juan Carlos
10	148	25.92	5.7099	135.5540	84.72	711 Forlani, Dario
11	156	27.43	5.6872	135.0157	84.38	996 Puente, Ted
12	130	23.10	5.6277	133.6032	83.50	355 Damm, Oliver
13	148	26.30	5.6274	133.5954	83.50	396 Astroth, Marcus
14	135	24.18	5.5831	132.5449	82.84	402 Midgley, Gregory
15	147	26.36	5.5766	132.3907	82.74	664 Buzzachera, Mafaldo
16	135	24.30	5.5556	131.8903	82.43	1018 Butler, Taran
17	148	27.06	5.4693	129.8433	81.15	763 Poiret, Jerome
18	147	26.92	5.4606	129.6366	81.02	816 Davoli, Fabio
19	153	28.03	5.4584	129.5847	80.99	762 Boit, Julien
20	149	27.31	5.4559	129.5239	80.95	699 Bragagnolo, Max
21	143	26.37	5.4228	128.7394	80.46	9 Baigorria, Jorge Orlando
22	133	24.54	5.4197	128.6656	80.42	983 ZNAMENACEK, PETR
23	154	28.52	5.3997	128.1908	80.12	726 Sklavis, Alexandros
24	148	27.56	5.3701	127.4876	79.68	784 Gomez, Estuardo
25	154	28.80	5.3472	126.9444	79.34	453 Rivera, Edward
26	147	27.62	5.3222	126.3511	78.97	1045 Stranz, Juergen
27	153	28.79	5.3143	126.1639	78.85	1096 PESCE, FABRIZIO
28	154	29.17	5.2794	125.3343	78.33	102 Kjelvei, Olav Robert
29	147	27.91	5.2669	125.0383	78.15	10 Roitman, Patricio
30	146	27.78	5.2556	124.7688	77.98	220 Ruohonen, Tony
31	150	28.56	5.2521	124.6862	77.93	297 Andersson, Robert
32	148	28.26	5.2371	124.3298	77.71	209 Peacock, Justin James
33	145	27.77	5.2215	123.9589	77.47	516 Kastell, Peter
34	151	28.93	5.2195	123.9122	77.45	211 Patzen, Heinrich
35	148	28.37	5.2168	123.8477	77.40	288 Henriques, Orville
36	147	28.32	5.1907	123.2281	77.02	92 Monastirsky, Evgeny
37	145	28.13	5.1546	122.3725	76.48	491 Zander Lima, Igor
38	148	28.99	5.1052	121.1990	75.75	210 Engelbrecht, Hermanus
39	144	28.25	5.0973	121.0123	75.63	1047 Sweeney, Matthew
40	155	30.46	5.0886	120.8057	75.50	796 Birkjaer, Ulrik
41	138	27.16	5.0810	120.6243	75.39	559 Martin, Wilfredo Jr
42	153	30.14	5.0763	120.5129	75.32	148 Syversen, Lars

STANDARD -- Overall Stage Results

IPSC World Shoot XVI

Printed October 10, 2011 at 22:45




Stage 30 --

PTS	TIME	HIT FACTOR	STAGE POINTS	STAGE PERCENT	COMPETITOR #	Name
43	153	30.24	5.0595	120.1144	75.07	197 Honkaselka, Raine
44	153	30.29	5.0512	119.9161	74.95	776 Ostling, Mikael
45	150	29.91	5.0150	119.0585	74.41	1013 Podlesak, Roman
46	144	28.80	5.0000	118.7013	74.19	831 JENSEN, RALF K
47	148	29.67	4.9882	118.4212	74.01	725 D'alessandro, Mauro
48	151	30.36	4.9736	118.0757	73.80	964 Sicotte, Pascal
49	150	30.16	4.9735	118.0716	73.79	413 Koussev, Alexander
50	152	30.74	4.9447	117.3884	73.37	849 Botticelli, Alessandro
51	152	30.75	4.9431	117.3502	73.34	245 Backstrom, Mats O
52	143	28.98	4.9344	117.1448	73.22	526 Abdul Nibi, Henrique
53	144	29.25	4.9231	116.8751	73.05	5 Kaufmanis, Eriks
54	130	26.52	4.9020	116.3738	72.73	495 Maia Saldanha Junior, Jaime Roberto
55	147	30.00	4.9000	116.3273	72.70	416 Cases, Antonio
56	151	31.11	4.8537	115.2292	72.02	117 Ciesielski, Marcin
57	151	31.28	4.8274	114.6029	71.63	542 Gotamco, Jon Christopher
58	146	30.48	4.7900	113.7165	71.07	55 Kay, Ian Lawrence
59	147	30.73	4.7836	113.5639	70.98	688 Bergami, Davide
60	152	31.91	4.7634	113.0843	70.68	415 Cervera, Manuel
61	142	29.85	4.7571	112.9352	70.58	314 Van Uitert, John
62	148	31.15	4.7512	112.7948	70.50	683 Santarcangelo, Adriano Ciro
63	145	30.63	4.7339	112.3845	70.24	769 Beaunier, Francois
64	149	31.49	4.7317	112.3309	70.21	864 Margodt, Steve
65	142	30.14	4.7113	111.8486	69.91	1022 Szaszi, Csaba
66	144	30.61	4.7043	111.6824	69.80	1025 Zils, Jevgenij
67	133	28.47	4.6716	110.9046	69.32	223 Kinnala, Jani
68	150	32.13	4.6685	110.8322	69.27	1077 Post, Gottfried
69	146	31.43	4.6452	110.2793	68.92	1048 Lim, Julian
70	147	31.89	4.6096	109.4330	68.40	1104 Roumeliotakis, Konstantinos
71	116	25.21	4.6013	109.2372	68.27	414 Ganan, Manuel
72	133	28.98	4.5894	108.9529	68.10	41 Costa, Luis
73	152	33.27	4.5687	108.4617	67.79	65 Friendship, Paul Gary
74	156	34.19	4.5627	108.3206	67.70	52 De Wet, Jacobus
75	127	27.97	4.5406	107.7945	67.37	1037 Richman, Mark
76	157	34.58	4.5402	107.7854	67.37	482 Spatoulas, Ioannis
77	149	32.90	4.5289	107.5167	67.20	38 Maidwell, Troy Robert
78	139	30.75	4.5203	107.3137	67.07	537 Cortes, Kevin
79	154	34.28	4.4924	106.6511	66.66	1063 Nonaka, Tori
80	142	31.62	4.4908	106.6134	66.63	625 Carey, Peter
81	141	31.42	4.4876	106.5365	66.59	221 Kuisma, Mikko
82	148	32.98	4.4876	106.5360	66.59	615 Barnes, Michael
83	145	32.34	4.4836	106.4421	66.53	253 Barentsen, Sasja
84	147	32.90	4.4681	106.0735	66.30	811 Madsen, Bo Stampe

STANDARD -- Overall Stage Results

IPSC World Shoot XVI

Printed October 10, 2011 at 22:45



Stage 30 --

	PTS	TIME	HIT FACTOR	STAGE POINTS	STAGE PERCENT	COMPETITOR # Name
85	136	30.75	4.4228	104.9976	65.62	684 Simula, Salvatore
86	149	33.75	4.4148	104.8089	65.51	783 Kuveljic, Dusan
87	147	33.47	4.3920	104.2671	65.17	274 Plagge, Alexander
88	144	32.84	4.3849	104.0986	65.06	923 Dame, Mike
89	132	30.23	4.3665	103.6624	64.79	258 Kaewmuangpet, Narongsak
90	150	34.39	4.3617	103.5487	64.72	489 Faci, Caroline
91	147	33.77	4.3530	103.3408	64.59	693 Montera, Paolo
92	138	31.73	4.3492	103.2511	64.53	743 Commisso, Emanuele
93	139	31.97	4.3478	103.2185	64.51	14 Siuniakou, Andrei
94	151	34.88	4.3291	102.7746	64.23	468 Kressibucher, Peter
95	136	31.66	4.2956	101.9796	63.74	681 Silvera, Tullio
96	149	34.71	4.2927	101.9101	63.69	733 Morassut, Enrico
97	131	30.55	4.2881	101.7995	63.62	424 Kuenzler, Oliver
98	145	33.88	4.2798	101.6038	63.50	89 Bratushkins, Arturs
99	143	33.49	4.2699	101.3693	63.36	812 Di Prospero, Mauro
100	137	32.14	4.2626	101.1953	63.25	800 Djukovic, Marko
101	140	32.88	4.2579	101.0838	63.18	728 Caroselli, Alberto
102	130	30.55	4.2553	101.0224	63.14	1101 Sandberg, Jens
103	139	32.68	4.2534	100.9760	63.11	1087 Papagrigoriou, Evangelos
104	141	33.23	4.2432	100.7336	62.96	702 Comert, Ergun
105	129	30.41	4.2420	100.7068	62.94	770 Guillaume, Bertrand
106	149	35.19	4.2342	100.5200	62.83	607 Pible, Israelito
107	150	35.47	4.2289	100.3958	62.75	871 Hansen, Sean
108	139	32.93	4.2211	100.2094	62.63	496 Maia Saldanha, Jaime Roberto
109	148	35.19	4.2057	99.8454	62.40	119 Due, Dag Petter
110	151	36.06	4.1875	99.4115	62.13	569 Mercader, Azurphanipal
111	125	29.87	4.1848	99.3483	62.09	394 Mangarov, Dimitar
112	143	34.21	4.1801	99.2358	62.02	83 Greeff, Pieter Albert
113	155	37.10	4.1779	99.1844	61.99	477 Nogueira Sette Bicalho, Carlos Eduardo
114	113	27.05	4.1774	99.1737	61.98	775 Bettoni, Leonardo
115	141	33.77	4.1753	99.1228	61.95	406 Schuetz, Michael
116	143	34.29	4.1703	99.0043	61.88	1102 Poutoglidis, Georgios
117	155	37.17	4.1700	98.9976	61.87	1243 Sioda, Geno Wieslaw
118	136	32.72	4.1565	98.6759	61.67	1006 Widla, Radoslaw
119	134	32.31	4.1473	98.4585	61.54	1070 Miguez, Steve
120	145	35.19	4.1205	97.8215	61.14	578 Castro, Rosendo Jr
121	143	34.74	4.1163	97.7219	61.08	313 Slim, Marcel
122	149	36.20	4.1160	97.7154	61.07	1064 Rogers, Randi
123	130	31.60	4.1139	97.6656	61.04	308 Jereb, Uros
124	151	36.81	4.1021	97.3860	60.87	1004 Gawenda, Boguslaw
125	139	33.93	4.0967	97.2560	60.79	576 Bernabe, Joseph
126	142	34.69	4.0934	97.1783	60.74	789 Correia, Paulo

STANDARD -- Overall Stage Results

IPSC World Shoot XVI

Printed October 10, 2011 at 22:45




Stage 30 --

	PTS	TIME	HIT FACTOR	STAGE POINTS	STAGE PERCENT	COMPETITOR # Name
127	143	35.11	4.0729	96.6920	60.43	666 Franca Filho, Silvio
128	140	34.56	4.0509	96.1700	60.11	1118 Syrogiannis, Alexandros
129	143	35.33	4.0476	96.0899	60.06	273 Van Noord, Ruud
130	151	37.35	4.0428	95.9780	59.99	19 Jansen Van Vuuren, Abraham Carel
131	152	37.63	4.0393	95.8948	59.93	669 Pedlow, Andrew
132	142	35.18	4.0364	95.8248	59.89	12 Swierczek, Zbigniew
133	120	29.73	4.0363	95.8234	59.89	11 Pastor, Federico
134	137	33.97	4.0330	95.7438	59.84	62 Rolls, Kevin Keith
135	140	34.87	4.0149	95.3151	59.57	839 Lindberg, Henrik Have
136	144	35.92	4.0089	95.1725	59.48	158 Nakling, Hilde
137	148	37.04	3.9957	94.8585	59.29	322 Holzapfel, Thomas Christia
138	154	38.55	3.9948	94.8379	59.27	1083 Tiberi, Marco
139	140	35.08	3.9909	94.7445	59.22	644 Dines, Phillip
140	152	38.09	3.9905	94.7367	59.21	927 Hudson, Robbin
141	129	32.63	3.9534	93.8551	58.66	527 Domingues Oliveira, Lucimar
142	136	34.62	3.9284	93.2604	58.29	227 Alenius, Jouni
143	153	39.31	3.8921	92.4004	57.75	920 Gruber, Birgit
144	147	37.77	3.8920	92.3966	57.75	637 Giles, Claire
145	159	41.08	3.8705	91.8866	57.43	98 Adam, Robert
146	136	35.17	3.8669	91.8020	57.38	343 Jakob, Herbert
147	122	31.58	3.8632	91.7135	57.32	34 Viljoen, Enrico Pierre
148	152	39.48	3.8501	91.4012	57.13	378 Tutschke, Petra
149	109	28.52	3.8219	90.7324	56.71	955 Penner, Scott
150	120	31.50	3.8095	90.4391	56.52	40 Silva, Manuel
151	141	37.07	3.8036	90.2988	56.44	1130 Zaharioudakis, Mihail
152	139	36.56	3.8020	90.2597	56.41	1241 Stamenkvic, Zoran
153	134	35.45	3.7800	89.7375	56.09	806 Munson, Lisa
154	112	29.75	3.7647	89.3751	55.86	1069 Novak, Robert
155	138	36.71	3.7592	89.2442	55.78	536 Bastian, Reynante
156	140	37.25	3.7584	89.2251	55.77	545 Gonzaga, Jannette
157	129	34.42	3.7478	88.9742	55.61	976 Quinn, Mark
158	147	39.23	3.7471	88.9579	55.60	430 Fernandez, Enrique
159	144	38.47	3.7432	88.8640	55.54	222 Keskivali, Tiia
160	146	39.02	3.7417	88.8282	55.52	292 Buono, Mauricio
161	111	29.68	3.7399	88.7860	55.49	506 Mariano Barbosa, Gabriel Garcia
162	113	30.22	3.7392	88.7707	55.48	834 Dahlman, Roland
163	125	33.44	3.7380	88.7420	55.46	1114 Dela Pena, Ramiro
164	145	39.15	3.7037	87.9269	54.95	653 Woodhouse, Robert
165	144	39.03	3.6895	87.5890	54.74	921 Strasser, Elisabeth
166	138	37.49	3.6810	87.3875	54.62	595 Aronis, Themistoklis
167	135	36.70	3.6785	87.3279	54.58	766 Weber, Didier
168	140	38.10	3.6745	87.2346	54.52	764 Gerard, Joel

STANDARD -- Overall Stage Results

IPSC World Shoot XVI

Printed October 10, 2011 at 22:45




Stage 30 --

	PTS	TIME	HIT FACTOR	STAGE POINTS	STAGE PERCENT	COMPETITOR # Name
169	143	39.04	3.6629	86.9584	54.35	939 Korobkin, Anatoli
170	142	38.84	3.6560	86.7950	54.25	830 Wolff, Ebbe
171	150	41.04	3.6550	86.7700	54.23	232 Lento, Mika
172	152	41.99	3.6199	85.9376	53.71	53 Keaney, Janis Mather
173	114	31.51	3.6179	85.8899	53.68	865 Saudemont, Tom
174	129	35.69	3.6145	85.8082	53.63	229 Borgstrom, Stefan
175	114	31.62	3.6053	85.5911	53.49	166 Ostgaard, Haavard
176	146	40.51	3.6040	85.5611	53.48	1112 Turkova, Eva
177	135	37.48	3.6019	85.5106	53.44	572 Yao, Eduardo
178	128	35.58	3.5975	85.4062	53.38	924 Gagnon, Miguel
179	151	42.44	3.5580	84.4670	52.79	403 Mohr, Uwe
180	153	43.03	3.5557	84.4123	52.76	225 Lokkila, Heidi
181	141	39.75	3.5472	84.2107	52.63	525 Liongos, Christos
182	140	39.70	3.5264	83.7188	52.32	143 Krako, Lene Olaug
183	155	43.98	3.5243	83.6685	52.29	230 Poikonen, Kristian
184	138	39.23	3.5177	83.5115	52.19	1094 Zarubova, Marketa
185	120	34.15	3.5139	83.4211	52.14	518 Guimaraes Ferreira, Mauro Thompson
186	139	39.64	3.5066	83.2466	52.03	673 Dalmeida Arruda, Victor
187	130	37.09	3.5050	83.2093	52.01	170 Karamitsos, Efthymios
188	152	43.51	3.4934	82.9354	51.83	224 Marjoniemi, Esa
189	151	43.23	3.4929	82.9234	51.83	354 Jose Vaghi, Antonio
190	130	37.31	3.4843	82.7187	51.70	27 Gini, Sebastian Pedro
191	156	45.23	3.4490	81.8811	51.18	216 Du Toit, Cecilia
192	144	42.01	3.4278	81.3758	50.86	101 Maidwell, Tara Louise
193	138	40.26	3.4277	81.3750	50.86	1088 Papadopoulos, Georgios
194	112	32.81	3.4136	81.0396	50.65	18 Van Straaten, Andre Stefaan
195	135	39.78	3.3937	80.5665	50.35	810 Mac-Namara, Fabian
196	130	38.33	3.3916	80.5174	50.32	877 Fisher, Randy
197	140	41.71	3.3565	79.6844	49.80	1005 Madajewski, Leszek
198	152	45.50	3.3407	79.3081	49.57	919 Aigner, Edeltraud
199	149	44.75	3.3296	79.0458	49.40	328 Burkhart, Helmut
200	157	47.25	3.3228	78.8830	49.30	347 Kraft, Herbert
201	121	36.89	3.2800	77.8686	48.67	962 Sanford, Ralph
202	149	45.43	3.2798	77.8626	48.66	1279 Muhlbacher, Hubert
203	145	44.29	3.2739	77.7227	48.58	120 Aarebraat, Per Arild
204	126	38.49	3.2736	77.7156	48.57	655 Fischer, Reinaldo
205	104	32.49	3.2010	75.9922	47.50	606 Gonzales, Dan
206	127	39.86	3.1862	75.6401	47.28	934 Nardi, Frank
207	117	36.80	3.1793	75.4785	47.17	231 Dahl, Mikael
208	126	39.81	3.1650	75.1387	46.96	609 Roque, Mary Cristy
209	134	42.87	3.1257	74.2056	46.38	1065 Gudenja, Valeria
210	135	43.29	3.1185	74.0341	46.27	87 Mihajlovic, Zoran

STANDARD -- Overall Stage Results

IPSC World Shoot XVI

Printed October 10, 2011 at 22:45




Stage 30 --

	PTS	TIME	HIT FACTOR	STAGE POINTS	STAGE PERCENT	COMPETITOR # Name
211	151	48.47	3.1153	73.9587	46.22	63 Fischer, Johanna Sophia
212	137	44.16	3.1024	73.6507	46.03	802 Duvivier, Cedric
213	112	36.16	3.0973	73.5318	45.96	1127 Vasileiou, Nikolaos
214	126	40.77	3.0905	73.3695	45.86	251 Cheng, Tat Nang
215	111	36.11	3.0739	72.9762	45.61	247 Lindstedt, Lars
216	120	39.05	3.0730	72.9534	45.60	287 Heyliger, Claudieus
217	146	47.61	3.0666	72.8015	45.50	15 Gromov, Andrej
218	112	36.99	3.0278	71.8818	44.93	850 Cifuentes, Edwin
219	138	45.98	3.0013	71.2518	44.53	1253 O'Donovan, Sean
220	115	38.39	2.9956	71.1157	44.45	113 Mant, Patrick
221	105	35.17	2.9855	70.8765	44.30	156 Thorstensen, Christopher
222	151	50.58	2.9854	70.8735	44.30	880 Keehart, Deborah
223	103	34.79	2.9606	70.2859	43.93	585 Lao, Alex
224	147	49.66	2.9601	70.2742	43.92	285 Kamolwong, Somchai
225	121	41.34	2.9269	69.4865	43.43	33 Du Plooy, Eurika Susara
226	151	51.63	2.9247	69.4321	43.40	588 Ongpauco, Ramon
227	103	35.29	2.9187	69.2901	43.31	752 Bettarini, Varo
228	138	47.51	2.9047	68.9572	43.10	42 Rebelo, Jose
229	115	39.68	2.8982	68.8037	43.00	487 Misanovic, Dragan
230	142	49.02	2.8968	68.7702	42.98	1245 Stettinisch, Rainer
231	143	49.43	2.8930	68.6801	42.93	497 Santos Honorato, Jose
232	119	41.22	2.8869	68.5369	42.84	1260 Vergos, Apostolos
233	114	39.77	2.8665	68.0510	42.53	589 Ongpauco, Tyrone
234	111	38.80	2.8608	67.9167	42.45	1007 Burzec, Wieslaw
235	112	39.21	2.8564	67.8120	42.38	1105 Roumeliotakis, Nikolaos
236	107	37.96	2.8188	66.9180	41.82	35 Schmidt-Dumont, Jorn Peter
237	154	54.89	2.8056	66.6059	41.63	1214 Spatoulas, Vasileios
238	132	47.31	2.7901	66.2379	41.40	1189 Kalfas, Haralambos
239	134	48.25	2.7772	65.9315	41.21	1166 Fitatzis, Dimitrios
240	131	47.33	2.7678	65.7083	41.07	577 Borro, Hilario
241	139	50.25	2.7662	65.6696	41.04	1159 Karalakis, Emmanouil
242	73	26.41	2.7641	65.6206	41.01	533 Belarmino, Benjamin Jr
243	121	44.57	2.7148	64.4508	40.28	1120 Tsiavos, Themistoklis
244	145	53.57	2.7067	64.2587	40.16	112 Cumming, David
245	108	39.95	2.7034	64.1789	40.11	749 Dumont, Jose
246	135	49.99	2.7005	64.1115	40.07	172 Takkumaki, Taisto
247	129	48.08	2.6830	63.6958	39.81	1235 Schuh, Sandra
248	118	44.39	2.6583	63.1077	39.44	317 Wigchert, Frank
249	129	48.77	2.6451	62.7946	39.25	1129 Zafiridis, Sotirios
250	107	40.50	2.6420	62.7212	39.20	1199 Leontaridis, Pavlos
251	133	50.64	2.6264	62.3510	38.97	765 Martin-Privat, Pierre
252	131	50.03	2.6184	62.1622	38.85	1003 Koput, Jurand

STANDARD -- Overall Stage Results

IPSC World Shoot XVI

Printed October 10, 2011 at 22:45




Stage 30 --

PTS	TIME	HIT FACTOR	STAGE POINTS	STAGE PERCENT	COMPETITOR #	Name
253	96	37.07	2.5897	61.4800	38.43	277 Roopram, Kris
254	132	51.30	2.5731	61.0860	38.18	249 Quinn, Paddy
255	139	54.44	2.5533	60.6153	37.88	541 Francisco, Raymundo
256	97	38.34	2.5300	60.0627	37.54	135 Nordgaard, Tor Olav
257	107	42.43	2.5218	59.8682	37.42	116 Birketvedt, Espen
258	142	56.40	2.5177	59.7716	37.36	443 Gepperth, Friedrich
259	131	52.19	2.5101	59.5895	37.24	32 O'donovan, Sebella
260	99	39.70	2.4937	59.2012	37.00	136 Fremstad, Jon Terje
261	121	49.78	2.4307	57.7053	36.07	104 Chan, Mario
262	109	44.95	2.4249	57.5681	35.98	617 Sabakova, Petra
263	113	47.23	2.3925	56.7997	35.50	1257 Ballesteros, Antonio Oribe
264	112	47.21	2.3724	56.3209	35.20	447 Lazaridi, Igor
265	116	48.96	2.3693	56.2473	35.15	79 Goncalves, Jose
266	154	65.08	2.3663	56.1770	35.11	404 Pawlowsky, Maik
267	109	46.32	2.3532	55.8655	34.92	100 Redford, Melvyn
268	111	47.58	2.3329	55.3840	34.61	1236 Kieninger, Stephanie
269	98	42.28	2.3179	55.0271	34.39	597 Berntsen, Jostein Cavite
270	116	50.15	2.3131	54.9127	34.32	88 Johansen, Olaf Nikolai
271	142	61.91	2.2937	54.4519	34.03	1212 Skoumpouris, Antonios
272	157	69.27	2.2665	53.8071	33.63	439 Rieber, Albert
273	108	47.67	2.2656	53.7854	33.62	1184 Efthimiou, Christos
274	109	48.12	2.2652	53.7757	33.61	818 Donnelly, Vernon
275	106	47.42	2.2353	53.0676	33.17	828 Hansen, Gert Erling
276	84	37.73	2.2263	52.8540	33.03	13 Zaworski, Radoslaw
277	126	56.97	2.2117	52.5061	32.82	122 Tessem, Terje
278	131	59.39	2.2058	52.3653	32.73	842 Alexiou, Ioannis
279	99	44.94	2.2029	52.2983	32.69	265 Hoogduijn, Peter
280	89	40.66	2.1889	51.9647	32.48	457 Mihtiev, Krasimir
281	138	63.72	2.1657	51.4149	32.13	505 Macedo Filho, Edmundo Souza
282	122	57.10	2.1366	50.7235	31.70	218 Shawe, Karen
283	102	47.77	2.1352	50.6909	31.68	150 Evesque, Michel
284	106	49.80	2.1285	50.5315	31.58	632 Fitzgerald, John
285	128	61.36	2.0860	49.5234	30.95	329 Burkhart, Rita
286	150	72.40	2.0718	49.1856	30.74	379 Dose, Klaus-Peter
287	102	51.35	1.9864	47.1569	29.47	979 Clark, Paul
288	98	50.49	1.9410	46.0793	28.80	909 Garaev, Albert
289	119	61.67	1.9296	45.8098	28.63	1281 Gospodin, Zhelev
290	102	53.31	1.9133	45.4231	28.39	957 Price, Stephen
291	93	49.14	1.8926	44.9297	28.08	103 Redford, Martin
292	128	67.94	1.8840	44.7270	27.95	350 Noormets, Andy
293	112	59.71	1.8757	44.5304	27.83	891 Baldwin, Alastair
294	85	45.56	1.8657	44.2915	27.68	1262 Kakavoulas, Ioannis

STANDARD -- Overall Stage Results

IPSC World Shoot XVI

Printed October 10, 2011 at 22:45



Stage 30 --

	PTS	TIME	HIT FACTOR	STAGE POINTS	STAGE PERCENT	COMPETITOR # Name
295	112	60.87	1.8400	43.6818	27.30	421 Wallroth, Marion
296	76	41.43	1.8344	43.5496	27.22	105 Thompson, David
297	110	62.19	1.7688	41.9911	26.24	659 Hatzipanagiotis, Peter
298	111	66.55	1.6679	39.5968	24.75	484 Figoli, Edmundo Jose
299	125	75.44	1.6569	39.3363	24.59	876 Erickson, Rick
300	119	74.07	1.6066	38.1408	23.84	1163 Zaharopoulos, Myron
301	107	67.96	1.5745	37.3780	23.36	554 Silva Pereira, Nelson Jose
302	82	54.46	1.5057	35.7455	22.34	1191 Kardoulis, Spyridon
303	96	63.94	1.5014	35.6438	22.28	480 Lima E Silva, Denise Maria
304	92	62.83	1.4643	34.7621	21.73	370 Rogmann, Juergen
305	67	46.59	1.4381	34.1403	21.34	636 Dawson, Peter
306	98	68.79	1.4246	33.8210	21.14	475 Trofimov, Nikolai
307	87	63.93	1.3609	32.3073	20.19	129 Weber, Nick
308	102	77.04	1.3240	31.4318	19.64	1167 Giannakos, Konstantinos
309	119	89.93	1.3233	31.4143	19.63	1161 Fragouli, Maria
310	51	44.81	1.1381	27.0197	16.89	1155 Chrysafidis, Dimitrios
311	43	43.84	0.9808	23.2854	14.55	1215 Stavrianakis, Vasileios
312	75	77.18	0.9718	23.0697	14.42	1150 Adamakopoulos, Theodoros
313	59	66.18	0.8915	21.1646	13.23	553 Teixeira, Nilton Pita
314	49	56.45	0.8680	20.6071	12.88	142 Selven, Lasse Strand
315	38	48.23	0.7879	18.7047	11.69	604 Kornaros, Nikolaos
316	0	0.00	0.0000	0.0000	0.00	235 Karin, Rami
317	0	0.00	0.0000	0.0000	0.00	458 Kostadinov, Svetoslav
318	0	60.52	0.0000	0.0000	0.00	476 Grilli, Cassio
319	0	38.45	0.0000	0.0000	0.00	76 Selven, Lars
320	0	0.00	0.0000	0.0000	0.00	1231 Evangelinos, Dino
321	0	0.00	0.0000	0.0000	0.00	1223 Topouzis, Konstantinos
322	0	0.00	0.0000	0.0000	0.00	1132 Iordanidis, Stavros
323	0	0.00	0.0000	0.0000	0.00	1221 Psaroudakis, Emmanouil
324	0	0.00	0.0000	0.0000	0.00	1196 Kelesis, Christos
325	0	0.00	0.0000	0.0000	0.00	1248 Tzimas, Dimitrios
326	0	79.23	0.0000	0.0000	0.00	1227 Pavlidis, Polyvios
327	0	0.00	0.0000	0.0000	0.00	1247 Terstis, Markos
328	0	0.00	0.0000	0.0000	0.00	1213 Soumalevris, Konstantinos

PRODUCTION -- Overall Stage Results

IPSC World Shoot XVI

Printed October 10, 2011 at 22:45



Stage 30 --

	PTS	TIME	HIT FACTOR	STAGE POINTS	STAGE PERCENT	COMPETITOR # Name
1	156	24.91	6.2625	160.0000	100.00	844 PICHUGIN, ALEXEY
2	156	25.95	6.0116	153.5877	95.99	58 VYSNY, MARIAN
3	152	25.95	5.8574	149.6495	93.53	520 Lejano, Jeufro Emil
4	150	25.94	5.7826	147.7374	92.34	991 Mink, Matthew
5	152	26.62	5.7100	145.8830	91.18	992 Stoeger, Ben
6	154	27.83	5.5336	141.3763	88.36	799 Gyllenberg, Rasmus
7	129	23.37	5.5199	141.0263	88.14	947 Strader, Phil
8	142	25.76	5.5124	140.8353	88.02	1011 Hobdell, Angus
9	152	27.69	5.4893	140.2458	87.65	874 Drolet, Jean Philippe
10	160	29.34	5.4533	139.3250	87.08	965 ZAPLETAL, MIROSLAV
11	154	28.28	5.4455	139.1267	86.95	985 Vogel, Robert
12	148	27.68	5.3468	136.6044	85.38	68 Penov, Anton
13	136	25.81	5.2693	134.6232	84.14	686 Torgashov, Pavel
14	156	29.70	5.2525	134.1953	83.87	523 Ragozin, Alexey
15	146	28.27	5.1645	131.9460	82.47	888 TITOV, VLADIMIR
16	138	27.02	5.1073	130.4857	81.55	716 BUTICCHI, EDOARDO ROBERTO
17	142	27.86	5.0969	130.2196	81.39	180 Manni, Matti
18	142	27.92	5.0860	129.9398	81.21	746 Guichard, Louis
19	144	28.47	5.0580	129.2243	80.77	937 King, Nick
20	142	28.21	5.0337	128.6040	80.38	1146 Franjo, Nadj
21	150	29.80	5.0336	128.6009	80.38	821 GUSHCHINA, MARIA
22	138	27.42	5.0328	128.5822	80.36	335 Kummer, Steven
23	152	30.27	5.0215	128.2922	80.18	719 Brocanelli, Paolo
24	140	28.04	4.9929	127.5614	79.73	419 Perez, Jose Vicente
25	133	26.82	4.9590	126.6957	79.18	1026 Vinduska, Vaclav
26	146	29.46	4.9559	126.6162	79.14	374 Schmidt, Tino
27	148	29.90	4.9498	126.4619	79.04	179 Nousiainen, Lauri
28	156	31.54	4.9461	126.3665	78.98	428 Darias, Buenaventura
29	134	27.14	4.9374	126.1433	78.84	56 Nagy, Ernest
30	140	28.39	4.9313	125.9888	78.74	633 Olsen, Kai Rino
31	130	26.42	4.9205	125.7128	78.57	341 Humar, Martin
32	150	30.62	4.8988	125.1570	78.22	513 Binder, Thomas
33	156	32.05	4.8674	124.3557	77.72	549 Ishihara, Luis Henrique
34	138	28.45	4.8506	123.9270	77.45	707 Del Rosario, Giulio
35	142	29.33	4.8415	123.6931	77.31	1021 Sedy, Roman
36	148	30.60	4.8366	123.5690	77.23	126 Hos, Ivan
37	134	27.72	4.8341	123.5039	77.19	412 Kostadinov, Plamen
38	134	27.73	4.8323	123.4594	77.16	291 Rasmussen, Per-Ola
39	130	27.00	4.8148	123.0124	76.88	334 Kummer, Patrick
40	142	29.54	4.8070	122.8137	76.76	557 Alejandro, Bernardo Mari V
41	144	29.97	4.8048	122.7566	76.72	357 Lentz, Arne
42	129	26.85	4.8045	122.7480	76.72	418 Ibanez, Gorka

PRODUCTION -- Overall Stage Results

IPSC World Shoot XVI

Printed October 10, 2011 at 22:45



Stage 30 --

	PTS	TIME	HIT FACTOR	STAGE POINTS	STAGE PERCENT	COMPETITOR # Name
43	142	29.62	4.7941	122.4820	76.55	448 Vericio De Oliveira, Allison
44	150	31.38	4.7801	122.1258	76.33	246 Svedberg, Peter
45	152	31.80	4.7799	122.1197	76.32	80 Looock, Paul
46	146	30.57	4.7759	122.0187	76.26	781 De Sanctis, Maurizio Raffae
47	146	30.61	4.7697	121.8593	76.16	573 Anglo, Wilfredo
48	142	30.05	4.7255	120.7294	75.46	59 HRNCIARIK, ANDREJ
49	150	31.78	4.7199	120.5887	75.37	306 Brezovnik, Slavko
50	132	27.97	4.7193	120.5732	75.36	417 De Cobos, Eduardo
51	142	30.18	4.7051	120.2094	75.13	445 Hubli, Pascal
52	142	30.31	4.6849	119.6938	74.81	57 Fedor, Marian
53	138	29.58	4.6653	119.1928	74.50	368 Tayag, Diomari Ivan
54	146	31.43	4.6452	118.6800	74.18	613 Iacomini, Stefano
55	129	27.78	4.6436	118.6388	74.15	1266 Sladin, Damir
56	140	30.23	4.6312	118.3202	73.95	598 Silva Brum, Vagner Carlos
57	148	32.11	4.6092	117.7580	73.60	339 Hvalec, Maksimiljan
58	150	32.69	4.5886	117.2318	73.27	69 Palka, Jan
59	146	31.85	4.5840	117.1150	73.20	1046 Stryc, Michael
60	144	31.51	4.5700	116.7571	72.97	6 Rutkauskas, Saulius
61	144	31.75	4.5354	115.8745	72.42	857 ONSHIN, NIKOLAY
62	138	30.43	4.5350	115.8634	72.41	91 TOIBIS, DOTAN
63	130	28.69	4.5312	115.7662	72.35	8 Grincenko, Vitalijus
64	142	31.35	4.5295	115.7231	72.33	968 Smith, James
65	152	33.59	4.5252	115.6119	72.26	611 Sy, Anthony
66	140	30.94	4.5249	115.6051	72.25	82 Betts, Alan
67	142	31.57	4.4979	114.9166	71.82	325 Ekstedt, Stefan
68	140	31.13	4.4973	114.8995	71.81	28 Prieto, Marcelo German
69	154	34.37	4.4807	114.4749	71.55	754 Moreira, Galo
70	142	31.77	4.4696	114.1932	71.37	30 Savarino, Juan Pablo
71	144	32.22	4.4693	114.1842	71.37	50 Quindi Vallerga, Gaston
72	117	26.21	4.4639	114.0481	71.28	31 Alba, Gabriel Fernand
73	142	31.91	4.4500	113.6922	71.06	1001 Garcia, Frank
74	134	30.18	4.4400	113.4370	70.90	795 Romer, Jack
75	140	31.56	4.4360	113.3340	70.83	301 Ulapathorn, Pornpong
76	140	31.58	4.4332	113.2622	70.79	256 Tangpojthavipol, Voravudh
77	148	33.44	4.4258	113.0745	70.67	807 Servodio, Francesco
78	136	30.96	4.3928	112.2295	70.14	1249 Dragovic, Vojislav
79	146	33.27	4.3883	112.1164	70.07	567 Heller, Peter
80	148	33.83	4.3748	111.7709	69.86	169 Engan, Jon Arne
81	129	29.62	4.3552	111.2689	69.54	734 Zuccolo, Giovanni
82	140	32.69	4.2827	109.4164	68.39	582 Cua, Rodolfo Jr
83	154	36.13	4.2624	108.8985	68.06	1051 Goloski - Golob, Julie
84	156	36.62	4.2600	108.8367	68.02	1115 Ziebart, Friedrich

PRODUCTION -- Overall Stage Results

IPSC World Shoot XVI

Printed October 10, 2011 at 22:45



Stage 30 --

	PTS	TIME	HIT FACTOR	STAGE POINTS	STAGE PERCENT	COMPETITOR # Name
85	140	33.14	4.2245	107.9306	67.46	95 Dudukal, Viktor
86	113	26.77	4.2211	107.8448	67.40	1073 Reiter, Gerald
87	122	28.97	4.2113	107.5921	67.25	1122 Heropoulos, Stefanos
88	142	33.81	4.1999	107.3031	67.06	462 Michel, Walter
89	142	33.83	4.1975	107.2397	67.02	433 Josi, Oliver
90	148	35.27	4.1962	107.2076	67.00	298 Ekstrand, Fredrik
91	152	36.25	4.1931	107.1284	66.96	157 Lutcherath, Oystein
92	148	35.33	4.1891	107.0255	66.89	366 Gino, Leonardo Jr
93	121	28.94	4.1811	106.8208	66.76	29 Bektemirow, Rinat
94	144	34.47	4.1775	106.7309	66.71	1131 Iliopoulos, Georgios
95	138	33.04	4.1768	106.7107	66.69	1275 Karpenko, Valerii
96	146	35.10	4.1595	106.2710	66.42	420 Van Essen, Olaf
97	142	34.14	4.1593	106.2659	66.42	178 KAUNISTO, VESA
98	148	35.63	4.1538	106.1243	66.33	803 Donot, Marc
99	148	35.72	4.1433	105.8569	66.16	833 Hagemann, Lars Bjarne
100	134	32.35	4.1422	105.8278	66.14	709 Avoledo, Manuele
101	140	33.84	4.1371	105.6980	66.06	704 Plotnikov, Alexander
102	130	31.43	4.1362	105.6740	66.05	444 Meichtry, Markus
103	140	33.95	4.1237	105.3555	65.85	755 Sajot, Roberto
104	146	35.41	4.1231	105.3407	65.84	159 Kvarsnes, Hans Petter
105	150	36.40	4.1209	105.2832	65.80	239 Reggeti, Andres
106	123	29.87	4.1178	105.2056	65.75	678 Yamaguchi, Yukio
107	131	31.84	4.1143	105.1156	65.70	944 Buhayenka, Aliaksandr
108	134	32.66	4.1029	104.8233	65.51	745 Daguanel, Laetitia
109	140	34.26	4.0864	104.4022	65.25	438 Papzien, Siegbert
110	127	31.11	4.0823	104.2972	65.19	729 Rutigliano, Nicola
111	144	35.36	4.0724	104.0446	65.03	912 Kurbatskikh, Vasiliy
112	121	29.77	4.0645	103.8426	64.90	524 Maric, Hrvoje
113	104	25.59	4.0641	103.8322	64.90	772 Momcilovic, Ljubisa
114	107	26.37	4.0576	103.6675	64.79	756 Lavergne, Mathieu
115	125	30.83	4.0545	103.5871	64.74	260 Van Der Lende, Frank
116	144	35.62	4.0427	103.2851	64.55	643 Jankovic, Nebojsa
117	124	30.68	4.0417	103.2608	64.54	81 Jacobs, Jaco Kotze
118	138	34.26	4.0280	102.9108	64.32	184 Toikkanen, Janne
119	119	29.67	4.0108	102.4704	64.04	90 Steiner, Aldar
120	142	35.51	3.9989	102.1661	63.85	710 Norero, Maurizio
121	123	30.95	3.9742	101.5345	63.46	932 Milburn, Clint
122	133	33.47	3.9737	101.5231	63.45	316 Steiger, Thomas
123	144	36.43	3.9528	100.9886	63.12	727 Toia, Adalberto
124	132	33.40	3.9521	100.9710	63.11	708 Piccioni, Mario
125	134	33.95	3.9470	100.8403	63.03	969 Tautiev, Zaur
126	128	32.50	3.9385	100.6226	62.89	319 Dzuho, Elvir

PRODUCTION -- Overall Stage Results

IPSC World Shoot XVI

Printed October 10, 2011 at 22:45




Stage 30 --

	PTS	TIME	HIT FACTOR	STAGE POINTS	STAGE PERCENT	COMPETITOR # Name
127	128	32.51	3.9373	100.5917	62.87	16 Rozhkov, Artem
128	114	29.00	3.9310	100.4329	62.77	3 Kazanskis, Marius
129	152	38.77	3.9206	100.1652	62.60	514 Fricker, Claudia
130	136	34.85	3.9024	99.7023	62.31	531 Salomao Neto, Pedro
131	138	35.50	3.8873	99.3161	62.07	488 Efimov, Evgeny
132	142	36.56	3.8840	99.2319	62.02	860 Kryuchin, Konstantin
133	138	35.55	3.8819	99.1765	61.99	970 Fedorchuk, Oleksandr
134	138	35.59	3.8775	99.0650	61.92	721 Vukojevic, Dejan
135	119	30.73	3.8724	98.9358	61.83	1238 Kwiecien, Stanislaw
136	124	32.09	3.8641	98.7236	61.70	356 Haben, Joerg
137	109	28.37	3.8421	98.1604	61.35	21 Hattingh, Diederik
138	136	35.55	3.8256	97.7391	61.09	1259 Van Hof, Patrick
139	111	29.07	3.8184	97.5544	60.97	1147 Benazic, Zoran
140	144	37.76	3.8136	97.4316	60.89	362 Reinecke, Alfred
141	140	36.72	3.8126	97.4080	60.88	386 Wiegand, Max
142	123	32.32	3.8057	97.2306	60.77	422 Petkova, Kristina
143	134	35.28	3.7982	97.0388	60.65	455 Dimitrov, Milen
144	122	32.16	3.7935	96.9199	60.57	836 Kisilev, Kirill
145	127	33.52	3.7888	96.7985	60.50	819 Danilovich, Pavel
146	130	34.33	3.7868	96.7473	60.47	1149 SAVKOVIC, JELENA
147	109	28.87	3.7755	96.4604	60.29	1062 Dimaculangan, Lee
148	130	34.47	3.7714	96.3543	60.22	859 Kryuchin, Nikita
149	115	30.57	3.7619	96.1106	60.07	1280 Flores, Juan Paulo
150	142	37.80	3.7566	95.9767	59.99	346 Koch, Robert
151	126	33.64	3.7455	95.6938	59.81	307 Petrac, Robert
152	140	37.41	3.7423	95.6113	59.76	1053 Dunivin, Sara
153	138	36.96	3.7338	95.3929	59.62	226 Kotziadimos, Thomas
154	131	35.24	3.7174	94.9740	59.36	49 Avinceta, Edgardo Ramon
155	136	36.60	3.7158	94.9351	59.33	1103 Ragias, Konstantinos
156	138	37.14	3.7157	94.9306	59.33	863 RUDOV, SERGEY
157	128	34.48	3.7123	94.8444	59.28	747 Baculard, Patrick
158	111	30.00	3.7000	94.5303	59.08	466 Reich, Rolf
159	125	33.82	3.6960	94.4290	59.02	1267 Kondruch, Anatoliy
160	152	41.14	3.6947	94.3949	59.00	892 Chernenko, Anastasia
161	119	32.33	3.6808	94.0395	58.77	257 Sudhinaraset, Khanet
162	144	39.21	3.6725	93.8285	58.64	841 Vujovic, Nikola
163	120	32.72	3.6675	93.6995	58.56	1072 Reilly, Chad
164	150	40.96	3.6621	93.5622	58.48	353 Klimushev, Gustav
165	125	34.16	3.6593	93.4892	58.43	4 Zdzitowiecki, Andrzej
166	119	32.53	3.6582	93.4613	58.41	183 Kakkonen, Pekka
167	101	27.61	3.6581	93.4596	58.41	1119 Tzallas, Georgios
168	148	40.60	3.6453	93.1333	58.21	663 Perim, Rodrigo

PRODUCTION -- Overall Stage Results

IPSC World Shoot XVI

Printed October 10, 2011 at 22:45




Stage 30 --

	PTS	TIME	HIT FACTOR	STAGE POINTS	STAGE PERCENT	COMPETITOR # Name
169	125	34.35	3.6390	92.9720	58.11	1145 Gvozdanovic, Dubravko
170	139	38.23	3.6359	92.8923	58.06	907 NIKOLAEVA, SVETLANA
171	128	35.29	3.6271	92.6675	57.92	780 Larsen, Soren
172	134	36.96	3.6255	92.6279	57.89	777 Schon, Marianne
173	148	40.87	3.6212	92.5180	57.82	899 RUDOV, ALEXANDER
174	128	35.36	3.6199	92.4840	57.80	1128 Dafnomilis, Polydoros
175	130	36.06	3.6051	92.1058	57.57	544 Gasic, Andrea
176	112	31.21	3.5886	91.6840	57.30	411 Hristov, Rosen
177	142	39.73	3.5741	91.3143	57.07	823 Myshelov, Sergey
178	136	38.06	3.5733	91.2934	57.06	723 MOSOLKOV, DMITRY
179	132	37.00	3.5676	91.1468	56.97	858 Bykova, Elena
180	130	36.58	3.5539	90.7964	56.75	832 Jensen, Christian D
181	127	35.89	3.5386	90.4064	56.50	1106 Samaritakis, Emmanouil
182	134	37.94	3.5319	90.2353	56.40	1137 Koutantos, Emmanouil
183	142	40.32	3.5218	89.9781	56.24	631 Giannella, Patrizia
184	129	36.77	3.5083	89.6324	56.02	975 Milyukov, Alexander
185	135	38.52	3.5047	89.5399	55.96	662 Von Gerhardt, Brendan
186	136	38.85	3.5006	89.4370	55.90	854 CHEREPOV, ALEXEY
187	146	41.74	3.4978	89.3654	55.85	720 Petrovic, Davor
188	132	37.80	3.4921	89.2178	55.76	1098 Gambrell, Jeff
189	140	40.26	3.4774	88.8430	55.53	761 Viaud, Jean-Michel
190	124	35.77	3.4666	88.5670	55.35	822 Gushchin, Mikhail
191	124	35.79	3.4647	88.5175	55.32	757 Sagon, Aurelien
192	111	32.07	3.4612	88.4287	55.27	787 Vanreusel, Philippe
193	100	29.01	3.4471	88.0687	55.04	107 Montgomery, Peter
194	122	35.40	3.4463	88.0493	55.03	205 Roos, Gunnar
195	118	34.29	3.4412	87.9192	54.95	318 Ceric, Suad
196	104	30.24	3.4392	87.8660	54.92	139 Skaarer, Even
197	130	38.01	3.4202	87.3805	54.61	1133 Kalonikidis, Aristidis
198	138	40.44	3.4125	87.1841	54.49	843 Martin, Eric
199	117	34.40	3.4012	86.8954	54.31	1100 Stobbe, Markus
200	132	38.85	3.3977	86.8065	54.25	815 Plateus, Raymond
201	120	35.40	3.3898	86.6058	54.13	181 Kervinen, Ilkka
202	121	35.79	3.3808	86.3759	53.98	479 Tarcizio Dos Reis, Celio
203	144	42.61	3.3795	86.3416	53.96	1204 Nikolouzos, Spyridon
204	115	34.04	3.3784	86.3132	53.95	351 Tochilin, Pavel
205	140	41.50	3.3735	86.1884	53.87	1272 Denishchuk, Andrei
206	121	35.99	3.3620	85.8959	53.68	66 Sabaka, Miroslav
207	107	31.94	3.3500	85.5890	53.49	1121 Tsimekas, Athanasios
208	115	34.34	3.3489	85.5592	53.47	722 Gruzmanov, Konstantin
209	140	41.85	3.3453	85.4676	53.42	280 Burchuladze, Nikolai
210	119	35.61	3.3418	85.3776	53.36	302 Chomrit, Chalermopol

PRODUCTION -- Overall Stage Results

IPSC World Shoot XVI

Printed October 10, 2011 at 22:45



Stage 30 --

	PTS	TIME	HIT FACTOR	STAGE POINTS	STAGE PERCENT	COMPETITOR # Name
211	112	33.55	3.3383	85.2893	53.31	502 Stettin, Andreas
212	117	35.18	3.3258	84.9687	53.11	7 Kutra, Vaidotas
213	121	36.42	3.3224	84.8818	53.05	67 Makuka, Lubomir
214	128	38.56	3.3195	84.8090	53.01	1273 Fjodorov, Andrei
215	158	47.67	3.3145	84.6800	52.93	889 Markov, Alexander
216	142	43.00	3.3023	84.3702	52.73	774 Deyneko, Dmitry
217	146	44.29	3.2965	84.2202	52.64	242 Dokter, Gerrit
218	150	45.56	3.2924	84.1156	52.57	344 Kelterbaum, Reinhard
219	134	40.73	3.2900	84.0542	52.53	127 Dunkley, Robert
220	142	43.36	3.2749	83.6697	52.29	1181 Glavopoulos, Christos
221	138	42.25	3.2663	83.4491	52.16	1169 Politakis, Lazaros
222	142	43.52	3.2629	83.3621	52.10	217 Du Toit, Daniel
223	130	39.93	3.2557	83.1789	51.99	1178 Psaroudakis, Kosmas
224	110	33.83	3.2516	83.0730	51.92	715 Riillo, Mario
225	121	37.34	3.2405	82.7904	51.74	248 Karlsson, Peter
226	133	41.07	3.2384	82.7363	51.71	870 Gaisin, Ruslan
227	124	38.59	3.2133	82.0949	51.31	1082 Cadamuro, Denis
228	142	44.31	3.2047	81.8758	51.17	1061 Leatham, Kippi
229	146	45.98	3.1753	81.1247	50.70	882 Brozovskiy, Dmitry
230	128	40.55	3.1566	80.6470	50.40	296 Johannesson, Stefan
231	134	42.46	3.1559	80.6295	50.39	1256 Rafael Salvador, Ines
232	138	43.86	3.1464	80.3858	50.24	1111 Giancane, Giovanni
233	142	45.25	3.1381	80.1750	50.11	773 Subasic, Snezana
234	109	34.79	3.1331	80.0463	50.03	427 Burkhalter, Christine
235	132	42.23	3.1257	79.8587	49.91	377 Terving, Armin
236	146	46.74	3.1237	79.8056	49.88	753 Moncada, Flavio
237	128	41.01	3.1212	79.7424	49.84	654 Lourenco Gomesfilho, Roberto
238	140	44.93	3.1160	79.6087	49.76	1271 Galo, Lara
239	138	44.32	3.1137	79.5515	49.72	1232 Salamon, Timea
240	114	36.63	3.1122	79.5128	49.70	758 Gassama, Gabriel
241	118	37.92	3.1118	79.5029	49.69	960 Sahni, Simar
242	138	44.36	3.1109	79.4798	49.67	312 Schouwink, Peter
243	127	40.85	3.1089	79.4293	49.64	1190 Karapidakis, Marinos
244	122	39.30	3.1043	79.3115	49.57	869 Stepanov, Oleg
245	129	41.80	3.0861	78.8465	49.28	956 Price, Jon
246	119	38.80	3.0670	78.3582	48.97	78 Steiner, Yoram
247	134	44.06	3.0413	77.7015	48.56	1099 Lee, Nelson
248	123	40.70	3.0221	77.2111	48.26	1059 Reese, Maggie
249	126	41.72	3.0201	77.1606	48.23	1187 Ivantsos, Stefanos
250	91	30.35	2.9984	76.6041	47.88	86 Janjusevic, Milorad
251	114	38.05	2.9961	76.5454	47.84	71 Czocher, Mikulas
252	121	40.46	2.9906	76.4062	47.75	973 Gushchyn, Borys

PRODUCTION -- Overall Stage Results

IPSC World Shoot XVI

Printed October 10, 2011 at 22:45



Stage 30 --

PTS	TIME	HIT FACTOR	STAGE POINTS	STAGE PERCENT	COMPETITOR #	Name
253	112	37.50	2.9867	76.3055	47.69	904 Nemykin, Mikhail
254	144	48.37	2.9771	76.0599	47.54	440 Schwarz, Florian
255	81	27.60	2.9348	74.9799	46.86	561 Cabuling, Ronello
256	119	40.76	2.9195	74.5902	46.62	538 Jorge, Ma Inez
257	142	48.64	2.9194	74.5871	46.62	84 Storhaug, Leif Inge
258	138	47.37	2.9132	74.4295	46.52	1269 Vapanen, Marja
259	134	46.03	2.9111	74.3760	46.49	507 Oliveira Ribas, Heraldo Sergio
260	117	40.20	2.9104	74.3582	46.47	99 Chamberlain, Ian
261	142	49.19	2.8868	73.7532	46.10	294 Brodski, Dmitri
262	111	38.57	2.8779	73.5263	45.95	252 Lacle, Kenneth
263	108	37.54	2.8769	73.5019	45.94	885 Barinova, Mira
264	112	39.05	2.8681	73.2767	45.80	570 Torrevillas, Daniel
265	106	36.97	2.8672	73.2530	45.78	535 Tamayo, Grace
266	112	39.27	2.8520	72.8662	45.54	483 Stavrakidis, Konstantinos
267	138	48.49	2.8459	72.7103	45.44	43 Karosas, Linas
268	135	47.52	2.8409	72.5816	45.36	17 Hopper, Robert Michael
269	129	45.46	2.8377	72.4986	45.31	493 Oliveira Farias, Jean Ransley
270	90	32.25	2.7907	71.2987	44.56	875 Engh, Rob
271	122	43.73	2.7898	71.2770	44.55	1276 Nagirnyak, Yuriy
272	108	38.74	2.7878	71.2251	44.52	1274 Oskirko, Sergei
273	119	42.83	2.7784	70.9852	44.37	436 Kalme, Artur
274	87	31.36	2.7742	70.8781	44.30	813 Stangvik, Kent
275	96	34.73	2.7642	70.6213	44.14	867 Potapenko, Evgeny
276	110	40.14	2.7404	70.0139	43.76	1142 Sakellaris, Fotios
277	123	44.94	2.7370	69.9264	43.70	901 KARCHEV, OLEG
278	119	43.56	2.7319	69.7956	43.62	177 Broman, Ville
279	122	45.03	2.7093	69.2193	43.26	1206 Opsimos, Anestis
280	80	29.66	2.6972	68.9109	43.07	293 Messulam, Daniel
281	142	52.73	2.6930	68.8018	43.00	852 Tasset, Andre
282	96	35.70	2.6891	68.7024	42.94	1165 Tasigiorgos, Panagiotis
283	132	49.20	2.6829	68.5453	42.84	856 SHUSHPANOVA, ELIZAVETA
284	136	51.79	2.6260	67.0907	41.93	262 Doubrovski, Leonid
285	106	40.54	2.6147	66.8023	41.75	295 De Abreu, Yhonny
286	87	33.33	2.6103	66.6888	41.68	814 Klikovac, Dragan
287	108	41.45	2.6055	66.5684	41.61	155 Nilsen, Bengt
288	113	43.82	2.5787	65.8833	41.18	840 Radovic, Zarko
289	142	55.09	2.5776	65.8544	41.16	845 Sinichnikov, Vladimir
290	110	42.75	2.5731	65.7394	41.09	820 Kulishov, Andrey
291	150	58.60	2.5597	65.3977	40.87	149 Mortveit, John Gaute
292	148	58.69	2.5217	64.4268	40.27	153 Larsen, Gjermund
293	114	45.22	2.5210	64.4085	40.26	1192 Karoumbalis, George
294	126	50.24	2.5080	64.0752	40.05	60 Diaz Diaz, Juan Jose

PRODUCTION -- Overall Stage Results

IPSC World Shoot XVI

Printed October 10, 2011 at 22:45




Stage 30 --

	PTS	TIME	HIT FACTOR	STAGE POINTS	STAGE PERCENT	COMPETITOR # Name
295	112	45.07	2.4850	63.4892	39.68	182 Maunula, Hannu
296	114	46.25	2.4649	62.9741	39.36	928 Lomax, Larry
297	106	43.32	2.4469	62.5153	39.07	972 Braginsky, Igor
298	124	50.92	2.4352	62.2160	38.89	352 Klimushev, Vladimir
299	106	43.64	2.4290	62.0569	38.79	1154 Hamlatzis, Alexandros
300	136	56.60	2.4028	61.3891	38.37	1124 Sulga, Marius
301	102	42.93	2.3760	60.7028	37.94	837 Elkin, Alexander
302	116	49.07	2.3640	60.3964	37.75	199 Bjurstrom, Jan Petter
303	88	37.28	2.3605	60.3081	37.69	121 Venditti, Daniele
304	98	41.54	2.3592	60.2738	37.67	437 Teever, Jevgeni
305	134	57.28	2.3394	59.7683	37.36	628 Perfileva, Irina
306	97	41.50	2.3373	59.7163	37.32	790 Borges, Bruno
307	91	39.35	2.3126	59.0834	36.93	233 Spevak, Stanislav
308	88	38.54	2.2833	58.3365	36.46	1244 Terzic, Milan
309	115	50.72	2.2674	57.9279	36.20	478 Fonseca Da Matta, Carlos Eduardo
310	139	61.68	2.2536	57.5757	35.98	165 Jolma-Stensland, Roy Agir
311	134	60.54	2.2134	56.5499	35.34	114 West, Roye
312	110	49.85	2.2066	56.3763	35.24	512 Takayanagui, Kazuo
313	117	53.74	2.1771	55.6234	34.76	499 Lobo Rodrigues, Jahir
314	73	33.75	2.1630	55.2609	34.54	456 Markov, Metodi
315	96	44.43	2.1607	55.2032	34.50	110 Guest, Graham
316	69	31.94	2.1603	55.1929	34.50	809 Mondaca, Gabriel
317	88	40.87	2.1532	55.0107	34.38	971 Mecwel, Przemyslaw
318	142	66.49	2.1357	54.5634	34.10	128 Dunkley, Denise
319	102	48.00	2.1250	54.2910	33.93	207 Rundgren, Eddie
320	115	54.18	2.1226	54.2285	33.89	70 Kaczova, Miriam
321	114	53.77	2.1201	54.1669	33.85	884 Miasnikov, Andrei
322	78	36.86	2.1161	54.0640	33.79	967 Shevchenko, Sergii
323	82	38.88	2.1091	53.8836	33.68	1086 Panagopoulos, Stavros
324	126	61.21	2.0585	52.5917	32.87	945 Zieper, Warren
325	92	45.04	2.0426	52.1865	32.62	474 Peterson, Urmas
326	136	68.84	1.9756	50.4739	31.55	1203 Behtsoudis, Apostolos
327	116	58.84	1.9714	50.3680	31.48	138 Eide, Nils Einar
328	92	47.59	1.9332	49.3903	30.87	1270 Rudenko, Alexey
329	92	48.08	1.9135	48.8869	30.55	472 Ditzler, Roger
330	92	49.36	1.8639	47.6192	29.76	953 Athanasopoulos, Labros
331	74	40.26	1.8381	46.9599	29.35	759 Merchica, Philippe
332	66	35.99	1.8338	46.8523	29.28	958 Ross, Jamieson
333	92	50.90	1.8075	46.1784	28.86	878 Papadhopulli, Nikolin
334	74	41.35	1.7896	45.7220	28.58	760 Veziat, Pierre
335	83	46.70	1.7773	45.4078	28.38	641 Hagiantoniou, Stavros
336	88	49.58	1.7749	45.3467	28.34	473 Budarny, Anton

PRODUCTION -- Overall Stage Results

IPSC World Shoot XVI

Printed October 10, 2011 at 22:45



Stage 30 --

	PTS	TIME	HIT FACTOR	STAGE POINTS	STAGE PERCENT	COMPETITOR # Name
337	104	58.74	1.7705	45.2344	28.27	705 Vlasyev, Dmitry
338	85	48.41	1.7558	44.8593	28.04	201 Lindblad, Bjorn Terje
339	60	34.23	1.7528	44.7830	27.99	963 Sarantis, Paul
340	99	57.04	1.7356	44.3430	27.71	861 ERMOLAEV, EVGENY
341	110	64.03	1.7179	43.8913	27.43	847 Berdnikov, Sergey
342	71	41.35	1.7170	43.8684	27.42	315 Verhulst, Hans
343	98	57.11	1.7160	43.8413	27.40	640 Hagiantoniou, Savvas
344	115	67.23	1.7105	43.7023	27.31	299 Seeto, Roderick
345	112	65.84	1.7011	43.4608	27.16	74 Askeland, Chris
346	110	64.96	1.6933	43.2629	27.04	161 Holst, Einar Johan
347	66	39.12	1.6871	43.1037	26.94	868 Khomenko, Viacheslav
348	93	56.60	1.6431	41.9793	26.24	629 Samoniuk, Aleksandr
349	100	61.71	1.6205	41.4013	25.88	162 Vetrov, Mikhail
350	100	62.01	1.6126	41.2010	25.75	228 Kaunisto, Esa
351	79	50.45	1.5659	40.0069	25.00	1264 Tsangarakis, Antonios
352	79	51.63	1.5301	39.0926	24.43	855 Kaurov, Oleg
353	80	53.23	1.5029	38.3975	24.00	204 Owe, Geir
354	85	58.46	1.4540	37.1475	23.22	236 Venmore, James Earl
355	81	55.98	1.4469	36.9676	23.10	817 Radcliffe, Tony
356	68	47.05	1.4453	36.9248	23.08	160 Andersen, Marius Wigen
357	63	47.25	1.3333	34.0650	21.29	824 Perfiliev, Oleg
358	78	61.76	1.2630	32.2668	20.17	73 Flugstad, Lars Christian
359	57	46.40	1.2284	31.3853	19.62	137 Tonnessen, Erik
360	66	53.76	1.2277	31.3656	19.60	381 Holloway, Joe
361	77	65.01	1.1844	30.2608	18.91	618 Filolias, Dimitrios
362	70	59.49	1.1767	30.0624	18.79	1277 Kolobov, Aleksey
363	68	58.30	1.1664	29.7995	18.62	1216 Tsangaropoulos, Charalambos
364	126	108.40	1.1624	29.6968	18.56	321 Benthien, Horst
365	55	51.40	1.0700	27.3381	17.09	1234 Al Shamsi, Rubayae
366	46	43.92	1.0474	26.7587	16.72	106 Smyth, Samuel Paul
367	55	56.01	0.9820	25.0880	15.68	108 Spence, Martyn
368	44	50.03	0.8795	22.4694	14.04	75 Solheim Schei, Fredrik
369	31	35.34	0.8772	22.4112	14.01	509 Pesek, Damijan
370	98	129.70	0.7556	19.3044	12.07	676 Romcy, Waleska
371	28	41.27	0.6785	17.3338	10.83	97 Molland, Frode
372	47	79.63	0.5902	15.0796	9.42	914 Bryson, Cheryl
373	40	92.12	0.4342	11.0937	6.93	1220 Chasogia, Efsthathia
374	49	113.11	0.4332	11.0679	6.92	922 Collins, Jeff
375	19	49.78	0.3817	9.7514	6.09	881 VASILYEVA, VERA
376	20	66.49	0.3008	7.6850	4.80	1211 Skouvaklis, Alexandros
377	0	0.00	0.0000	0.0000	0.00	1138 Pardis, Nikolaos
378	0	0.00	0.0000	0.0000	0.00	1222 Efentakis, Emmanouil

PRODUCTION -- Overall Stage Results

IPSC World Shoot XVI

Printed October 10, 2011 at 22:45



Stage 30 --

	PTS	TIME	HIT FACTOR	STAGE POINTS	STAGE PERCENT	COMPETITOR # Name
379	0	91.24	0.0000	0.0000	0.00	1179 Voudiklari, Niki
380	0	44.25	0.0000	0.0000	0.00	1183 Exarchos, Konstantinos
381	0	0.00	0.0000	0.0000	0.00	1242 Gibney, Jim

MODIFIED -- Overall Stage Results**IPSC World Shoot XVI**

Printed October 10, 2011 at 22:45

**Stage 30 --**

	PTS	TIME	HIT FACTOR	STAGE POINTS	STAGE PERCENT	COMPETITOR # Name
1	157	26.25	5.9810	160.0000	100.00	522 Uygongco, Nelson
2	144	24.26	5.9357	158.7893	99.24	592 Dela Cruz, Lazaro Jr
3	143	24.85	5.7545	153.9428	96.21	532 Morales, Jerome Jovanne
4	148	26.37	5.6124	150.1417	93.84	879 Leatham, Rob
5	149	26.59	5.6036	149.9055	93.69	724 Volpe, Oronzo
6	148	26.69	5.5451	148.3415	92.71	718 Cerrato, Davide
7	129	23.38	5.5175	147.6029	92.25	1030 Henes, Zdenek
8	152	27.57	5.5132	147.4879	92.18	451 Panganiban, Christopher
9	151	28.15	5.3641	143.4988	89.69	449 Oliveira Ribas, Augusto Sergio
10	149	27.93	5.3348	142.7135	89.20	1035 Stedman, Roy
11	149	27.97	5.3271	142.5094	89.07	805 Helan, Vit
12	155	29.23	5.3028	141.8576	88.66	1050 Voigt, Michael
13	148	28.72	5.1532	137.8564	86.16	1033 Horinek, Milos
14	141	27.79	5.0738	135.7314	84.83	690 La Bruna, Bruno
15	130	25.91	5.0174	134.2226	83.89	529 Silveira Boaventura, Leandro
16	120	24.60	4.8780	130.4956	81.56	492 Coelho Martins, Ildeu Heller
17	136	28.12	4.8364	129.3818	80.86	465 Meier, Dominic
18	140	29.04	4.8209	128.9677	80.60	672 Taramelli, Nicolas
19	137	29.24	4.6854	125.3409	78.34	464 Flass, Juergen
20	132	28.21	4.6792	125.1758	78.23	1036 Vidanes, Jojo
21	149	31.88	4.6738	125.0310	78.14	825 Faure, Thierry
22	155	33.44	4.6352	123.9981	77.50	712 Sideri, Corrado
23	145	31.54	4.5973	122.9861	76.87	552 Figueiredo Cortes, Moacyrcaldonazi
24	151	33.13	4.5578	121.9285	76.21	463 Ebert, Rene
25	146	32.40	4.5062	120.5473	75.34	1090 Tsiskakis, Manolis
26	130	28.85	4.5061	120.5444	75.34	717 Vezzoli, Roberto
27	144	32.31	4.4568	119.2271	74.52	599 Mura, Gavino
28	156	36.68	4.2530	113.7745	71.11	281 Shavit, Yoav
29	145	34.15	4.2460	113.5866	70.99	376 Tagliamonte, Raffaele
30	124	29.25	4.2393	113.4085	70.88	731 Patria, Giorgio
31	139	33.55	4.1431	110.8337	69.27	701 Garcia, Felicito
32	121	29.67	4.0782	109.0982	68.19	450 Costa Junior, Abrahao Felipe
33	109	26.82	4.0641	108.7220	67.95	452 Papa, Enrico
34	141	36.86	3.8253	102.3325	63.96	1093 Babouris, Nektarios
35	101	26.48	3.8142	102.0359	63.77	1049 Dueck, Barry
36	150	39.50	3.7975	101.5883	63.49	1268 Aalto, Jari
37	140	38.91	3.5980	96.2535	60.16	1055 Silva Medeiros, Jose Luiz
38	151	43.79	3.4483	92.2469	57.65	1091 Zafiridis, Michail
39	151	43.79	3.4483	92.2469	57.65	1092 Stylianakis, Konstantinos
40	115	34.32	3.3508	89.6397	56.02	471 Arendt, Benjamin
41	104	31.33	3.3195	88.8020	55.50	372 Schaefer, Markus
42	124	37.39	3.3164	88.7188	55.45	788 Fernandes, Henrique

MODIFIED -- Overall Stage Results

IPSC World Shoot XVI

Printed October 10, 2011 at 22:45



Stage 30 --

	PTS	TIME	HIT FACTOR	STAGE POINTS	STAGE PERCENT	COMPETITOR # Name
43	130	39.27	3.3104	88.5589	55.35	429 Garcia, Antonio
44	137	41.74	3.2822	87.8047	54.88	359 Mariack-Kraft, Lisa
45	154	47.12	3.2683	87.4309	54.64	336 Lange, Bernd
46	150	46.07	3.2559	87.1009	54.44	173 Kykkanen, Harri
47	156	48.54	3.2138	85.9755	53.73	176 Anttila, Janne
48	128	41.54	3.0814	82.4315	51.52	426 Bonaldo, Massimo
49	137	45.61	3.0037	80.3545	50.22	147 Perrone, Antonio
50	151	51.88	2.9106	77.8622	48.66	1089 Vorilas, Spyridon
51	110	39.63	2.7757	74.2537	46.41	785 Mottet, Andreas
52	154	61.08	2.5213	67.4484	42.16	175 Kivi, Matti
53	122	55.35	2.2042	58.9647	36.85	1218 Tsiolakis, Konstantinos
54	72	34.96	2.0595	55.0948	34.43	340 Dvojmoc, Ludwig
55	83	75.19	1.1039	29.5303	18.46	490 Melo Gervasio, Helen
56	0	0.00	0.0000	0.0000	0.00	1140 Rigas, Efstathios
57	0	0.00	0.0000	0.0000	0.00	687 Papadopoulos, Vasileios

REVOLVER (STANDARD) -- Overall Stage Results

IPSC World Shoot XVI

Printed October 10, 2011 at 22:45



Stage 30 --

	PTS	TIME	HIT FACTOR	STAGE POINTS	STAGE PERCENT	COMPETITOR # Name
1	153	42.43	3.6059	160.0000	100.00	320 Back, Sascha
2	148	41.19	3.5931	159.4305	99.64	530 Azevedo, Moacir
3	147	42.76	3.4378	152.5391	95.34	1230 Lopez, Ricardo
4	151	44.38	3.4024	150.9702	94.36	562 Chua, Phillipp
5	144	42.64	3.3771	149.8466	93.65	981 Walsh, Clifford
6	144	43.57	3.3050	146.6481	91.66	993 Griffin, Matthew
7	156	47.24	3.3023	146.5265	91.58	990 Miculek, Jerry
8	146	44.66	3.2691	145.0560	90.66	364 Schneider, Markus
9	151	48.30	3.1263	138.7175	86.70	744 Tranquilli, Valter
10	143	47.52	3.0093	133.5246	83.45	682 Ricciardi, Luca
11	148	49.24	3.0057	133.3660	83.35	1034 Nemecek, Zdenek
12	146	48.61	3.0035	133.2689	83.29	988 Kirchweger, Hermann
13	146	49.57	2.9453	130.6879	81.68	978 Ladic, Tibor
14	152	52.20	2.9119	129.2036	80.75	698 Della Savia, Alain Marco
15	149	51.38	2.9000	128.6749	80.42	700 Sartor, Marco
16	131	45.59	2.8734	127.4980	79.69	467 Itani, Marwan
17	147	52.88	2.7799	123.3467	77.09	290 Bergfeldt, Per
18	146	53.19	2.7449	121.7936	76.12	338 Lindfors, Anders
19	154	56.61	2.7204	120.7061	75.44	574 Arambulo, Raul
20	149	54.78	2.7200	120.6885	75.43	1136 Kontopoulos, Ioannis
21	135	50.62	2.6669	118.3350	73.96	1016 Kolar, Milan
22	142	54.17	2.6214	116.3138	72.70	410 Knaus, Guenther
23	151	57.61	2.6211	116.3003	72.69	630 Zambonin, Claudio
24	148	56.79	2.6061	115.6356	72.27	123 Eilertsen, Ole
25	147	57.70	2.5477	113.0428	70.65	994 Sweeney, Patrick
26	152	65.04	2.3370	103.6966	64.81	619 Rosas Torres, Rogerio
27	136	60.52	2.2472	99.7107	62.32	323 Rimmele, Marcus
28	141	63.70	2.2135	98.2158	61.38	361 Rauer, Dietmar
29	128	62.04	2.0632	91.5461	57.22	151 Hella, John
30	144	69.82	2.0624	91.5133	57.20	550 Nilsson, Ola
31	122	59.19	2.0612	91.4562	57.16	470 Sio, Hubert
32	136	66.20	2.0544	91.1554	56.97	494 Carvalho Marques Da Silva, Joao Rafael
33	119	57.93	2.0542	91.1475	56.97	548 Garcia Rosado, Joao
34	125	66.92	1.8679	82.8811	51.80	289 Singsomboon, Tavesak
35	136	74.16	1.8339	81.3712	50.86	1135 Kontis, Georgios
36	102	60.28	1.6921	75.0807	46.93	600 Andriani, Giovanni
37	123	74.07	1.6606	73.6825	46.05	1134 Karagiannakis, Iosif
38	94	63.04	1.4911	66.1627	41.35	1188 Kathareios, Christos
39	79	53.12	1.4872	65.9889	41.24	332 Exner, Thomas
40	80	58.91	1.3580	60.2563	37.66	675 Montoro, Wanderley
41	79	81.62	0.9679	42.9469	26.84	667 Barbosa, Silvio Humberto
42	73	77.08	0.9471	42.0226	26.26	1164 Kriebardis, Anastasios

REVOLVER (STANDARD) -- Overall Stage Results

IPSC World Shoot XVI

Printed October 10, 2011 at 22:45



Stage 30 --

PTS	TIME	HIT FACTOR	STAGE POINTS	STAGE PERCENT	COMPETITOR # Name	
43	77	124.20	0.6200	27.5087	17.19	1198 Labroulis, Konstantinos



Disqualified Shooters

No.	Name
-----	------

1	Pejo Sancristobal, Roberto Hebert
206	Kristiansen, Baard
237	Gonzalez, Jose Alfredo
241	Wallhead, Brian
286	Chavananand, Voravith
337	Ala, Johnny
369	Ksycki, Andre
373	Schaefer, Susanne
395	Wienbreyer, Michael
442	Waldmann, Daniel
486	Francisco, Adrian
510	Van Langendonck Florio, Joao Quirino
517	Lonn, Rolf
539	Lizares, Nilo Jesus
593	Dela Cruz, Marilyn
603	Torgashov, Andrey
660	Soldini, Susan
665	Sampaio Carvalho Lima, Ricardo A F
671	Nebel, Juan Carlos
674	Silva Almeida, Wagner Eustaqui
706	Biondi, Giuseppe
732	Magli, Esterino
866	KUZNETSOV, IVAN
886	Tregulov, Rustam
902	Vdovin, Evgeny
910	Bulgak, Lev
917	Zhuravliou, Aliaksandr
987	Randolph, Carina
1117	Dur, Muammer
1139	Petropoulos, Sotirios
1182	Dramalis, Paschalis
1208	Talentzakis, Spyridon
1225	Diakomihalis, Mihail
1229	Soulis, Georgios
1258	Lekkas, Stamatis
1278	Tokay, Salim